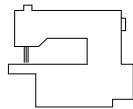
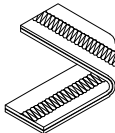
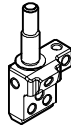
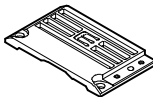
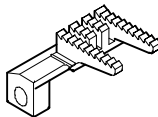

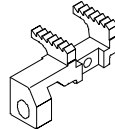
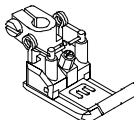



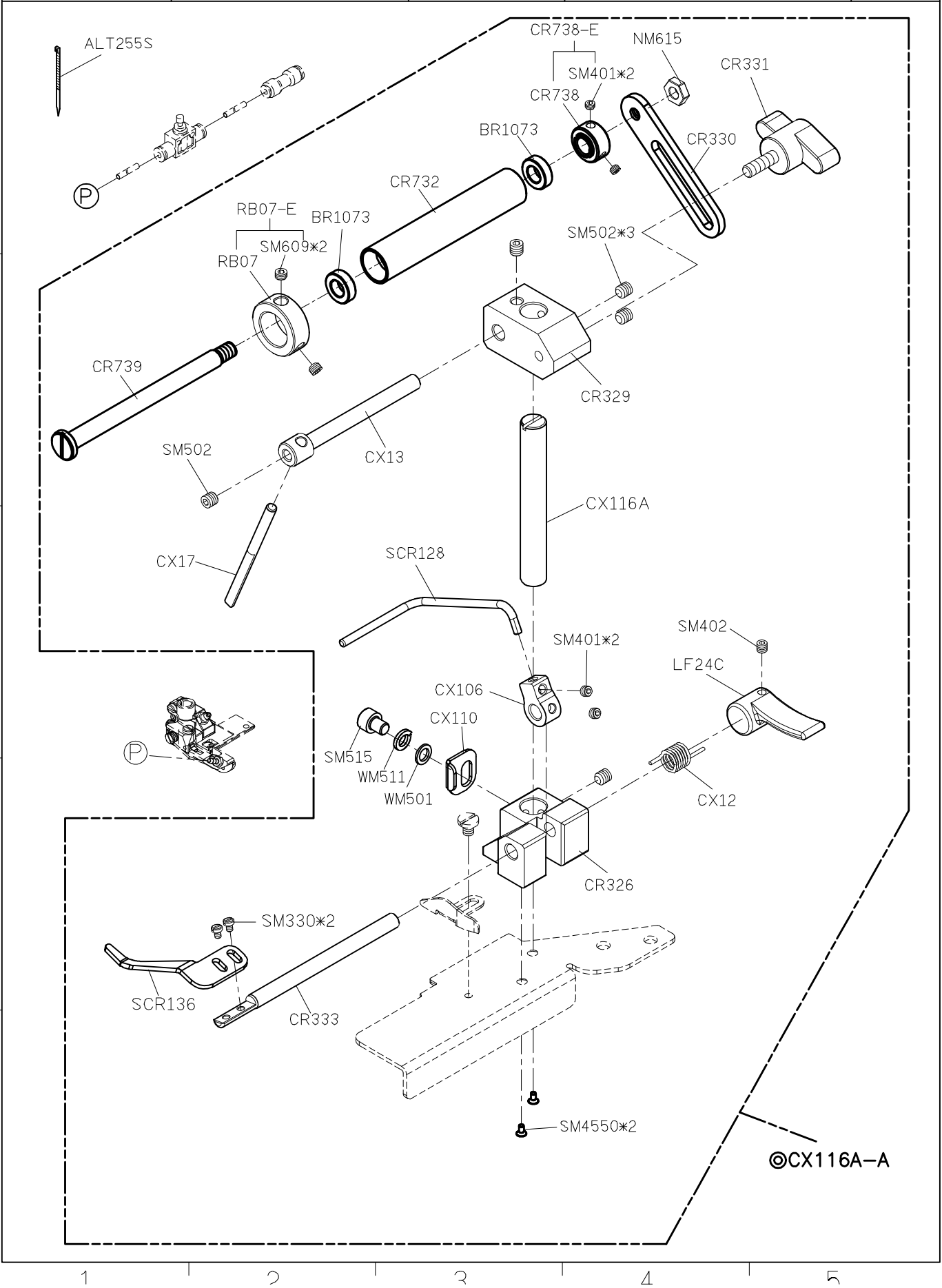
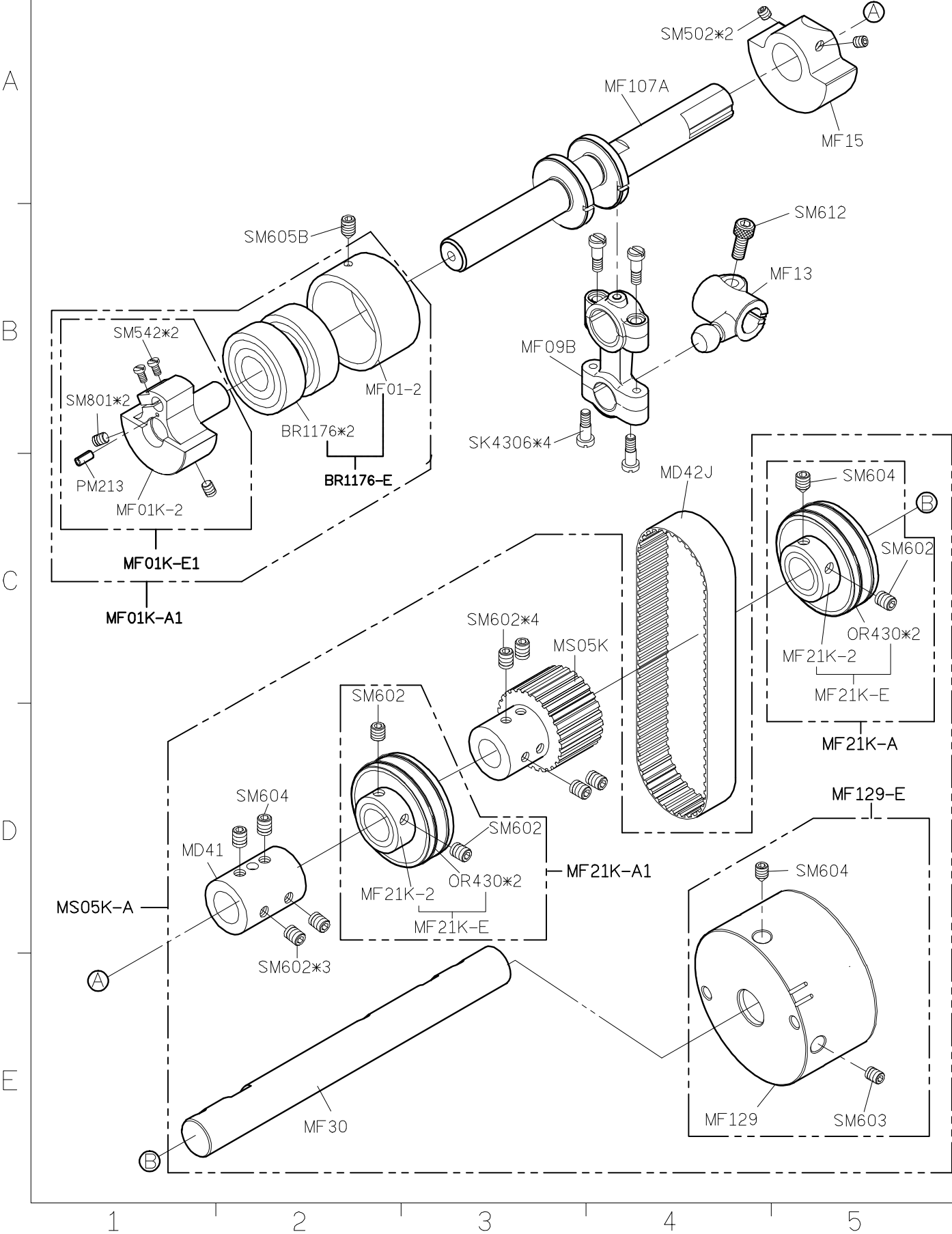


SIRUBA GAGE PARTS LIST	Series			Remark							Page	Date
	S007K / S007KD										1 / 4	2024/01/25
												
MODEL	SUB-CLASS	NEEDLE CLAMP	NEEDLE PLATE	MAIN FEED DOG	DIFF. FEED DOG		PRESSER FOOT	LOOPER	LOOPER	NEEDLE		
機 型	規 格	針 座	針 板	主送具	差送具		押具	勾針	上叉	針 號		
W121/PCH-3M	240 248 356 364	M5240 M5248 M5356 M5364	E4094K E4095K E4096K E4097K	D4324K D4324K D4325K D4325K	H4387K H4387K H4379K H4379K	H4307K H4307K H4308K H4308K	P2674K-A P2674K-A P2576K-A P2576K-A	MT01	MH41	UYX128GAS#10		
W122/PCH-3M	240 248 356 364	M5240 M5248 M5356 M5364	E3994K E3995K E3996K E3997K	D4324K D4324K D4325K D4325K	H4387K H4387K H4379K H4379K	H4307K H4307K H4308K H4308K	P2674K-A P2674K-A P2576K-A P2576K-A	MT01	MH41	UYX128GAS#10		
W321/PCE	240 248 356 364	M5240 M5248 M5356 M5364	E4064K E4065K E4066K E4067K	D4324K D4324K D4325K D4325K	H4487K H4487K H4479K H4479K	H4307K H4307K H4308K H4308K	P2674K-A P2674K-A P2576K-A P2576K-A	MT01	MH41	UYX128GAS#10		
W322/PCE	240 248 356 364	M5240 M5248 M5356 M5364	E3964K E3965K E3966K E3967K	D4324K D4324K D4325K D4325K	H4487K H4487K H4479K H4479K	H4307K H4307K H4308K H4308K	P2674K-A P2674K-A P2576K-A P2576K-A	MT01	MH41	UYX128GAS#10		
U173/RF/UTT	100	M5356	E3996S	D4325S	H4308S		P5356Q-A2	MT01A	-	UYX128GAS#18		

SIRUBA PARTS LIST	Series	Parts Group	Subclass / Remark	Page
	S007K/S007KD	CX-S	Ⓒ: Use for SCR/CX-S	1/1
				Date
				2023/01/25



SiRUBA PARTS LIST	Series	Parts Group	Subclass / Remark	Page
	S007K/S007KD U007	MF-K	For S007K/S007KD 2 nd Generation	1/1
				Date
				2024/7/11



SIRUBA PARTS LIST	Series	Parts Group	Subclass / Remark	Page
	S007K/S007KD U007	MG-K		1/1
				Date
				2021/7/19

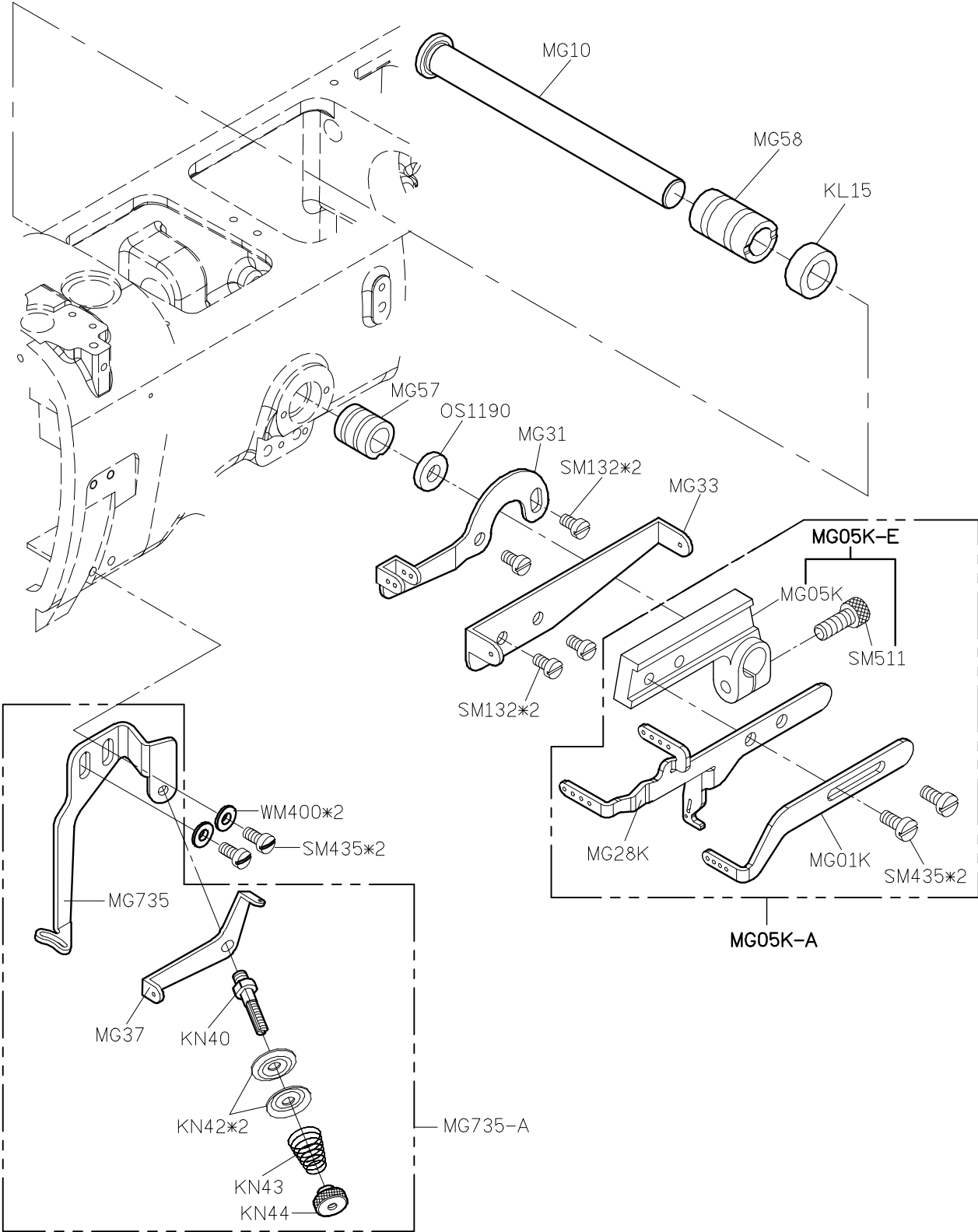
A

B

C

D

E



1

2

3

4

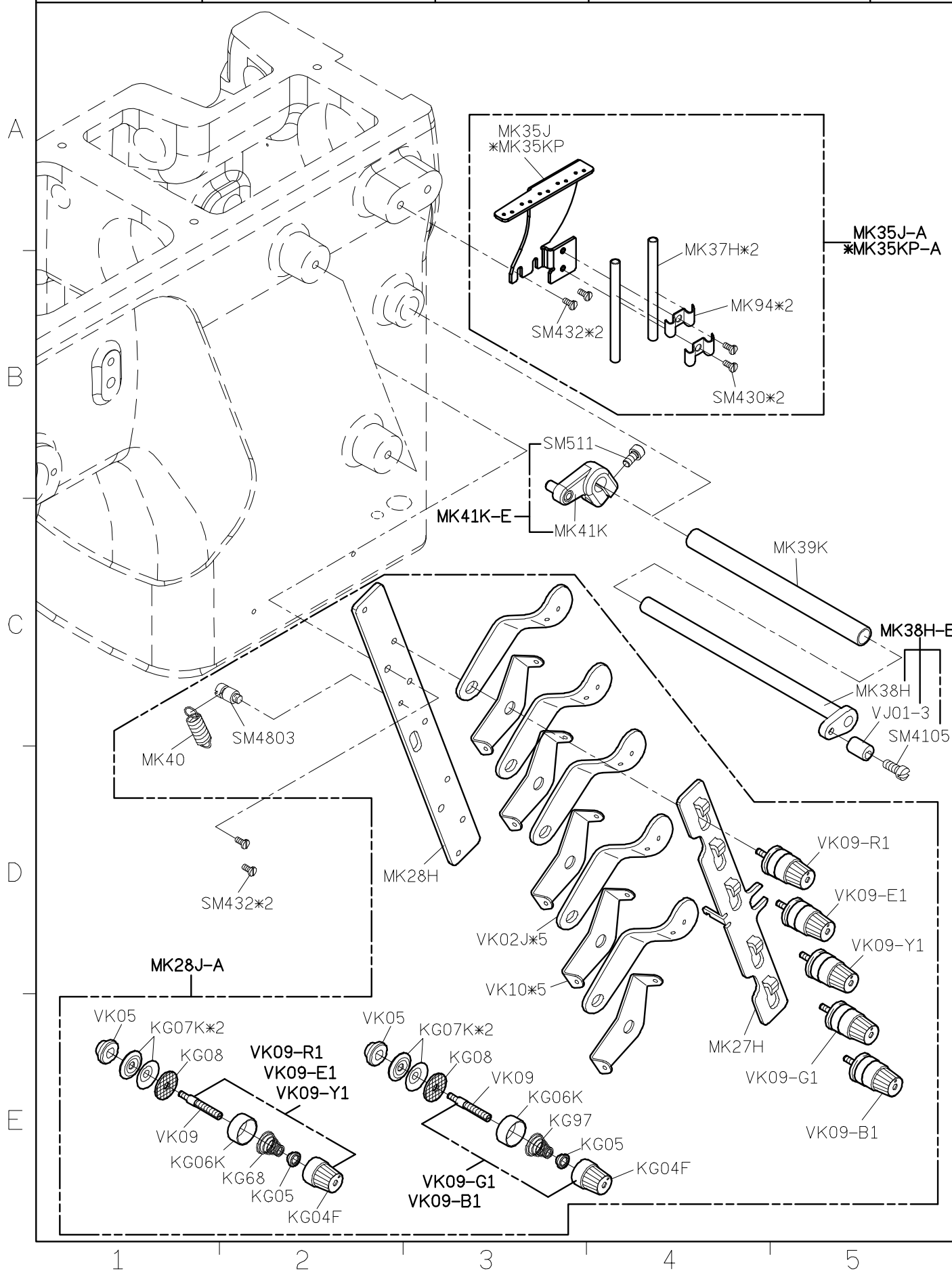
5

SIRUBA PARTS LIST	Series	Parts Group	Subclass / Remark	Page
	S007K/S007KD U007	MH-K	For S007K/S007KD 2 nd Generation	1/1
				Date 2024/7/11

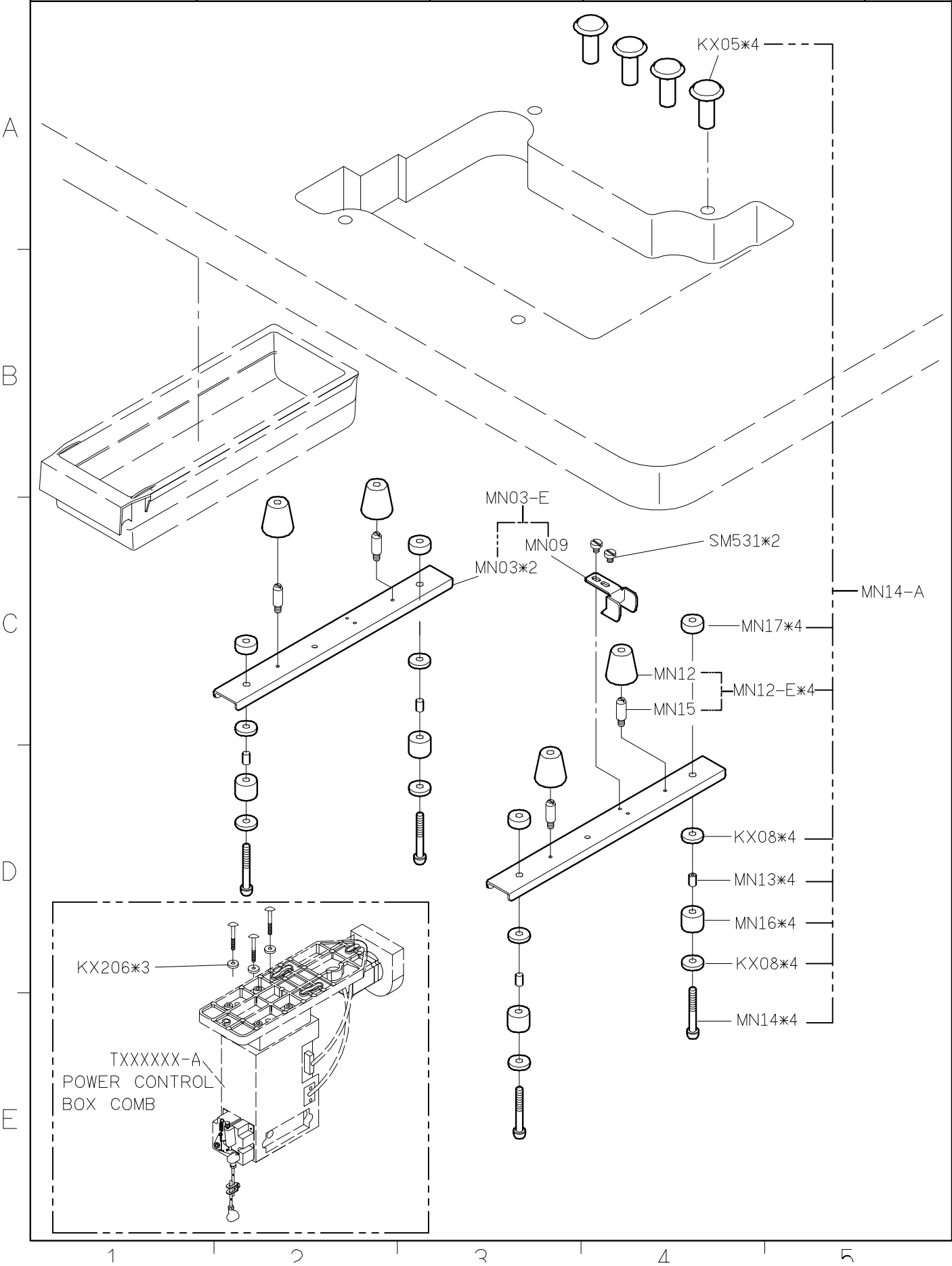
The diagram illustrates the exploded view of the MH-K assembly, showing the following components and their assembly sequence:

- Component 1:** Includes MH49E-C, OS3170 (For UXXX), MH58, MH76, MH52E-E, SM602*2, MH52E, MV24, MH50E, (針線) OP101*8, MH49E, (For UXXX) MH46, MH713, MH48KP, MH742, MH749, OS1160, KL11, MH85KP-E, MH85KP, SM402*2, SM534, SM137, MH43-E, MH43, MH41, MA91K, MH05A, SK219, M5XXX, SK216*4, M5XXX-E, MH70, MH71, MH72K, SK531, M5XXX-A, and XXXXXXXX.
- Component 2:** Includes MH75, MH16K, MH08, MH07D-E, MH07D, SK277, MH48KP-E, MH03KA, MH722B, MH10D, MH86, SM4550, BR4082, MH09K, SM435*2, SM131, MH14D, MH14D-C, and MH79K.
- Component 3:** Includes MH56E, MH81, EM08Q, WMC07, SM612, NM511, MH55, MH56E-A1, MH60K, MH64K, MH64K-1, WM400, SK243, SM502*2, MH66KA, MH66KA-E, OP312, and MH13.
- Component 4:** Includes MH56E, MH81, EM08Q, WMC07, SM612, NM511, MH55, MH56E-A1, MH60K, MH64K, MH64K-1, WM400, SK243, SM502*2, MH66KA, MH66KA-E, OP312, and MH13.
- Component 5:** Includes MH56E, MH81, EM08Q, WMC07, SM612, NM511, MH55, MH56E-A1, MH60K, MH64K, MH64K-1, WM400, SK243, SM502*2, MH66KA, MH66KA-E, OP312, and MH13.

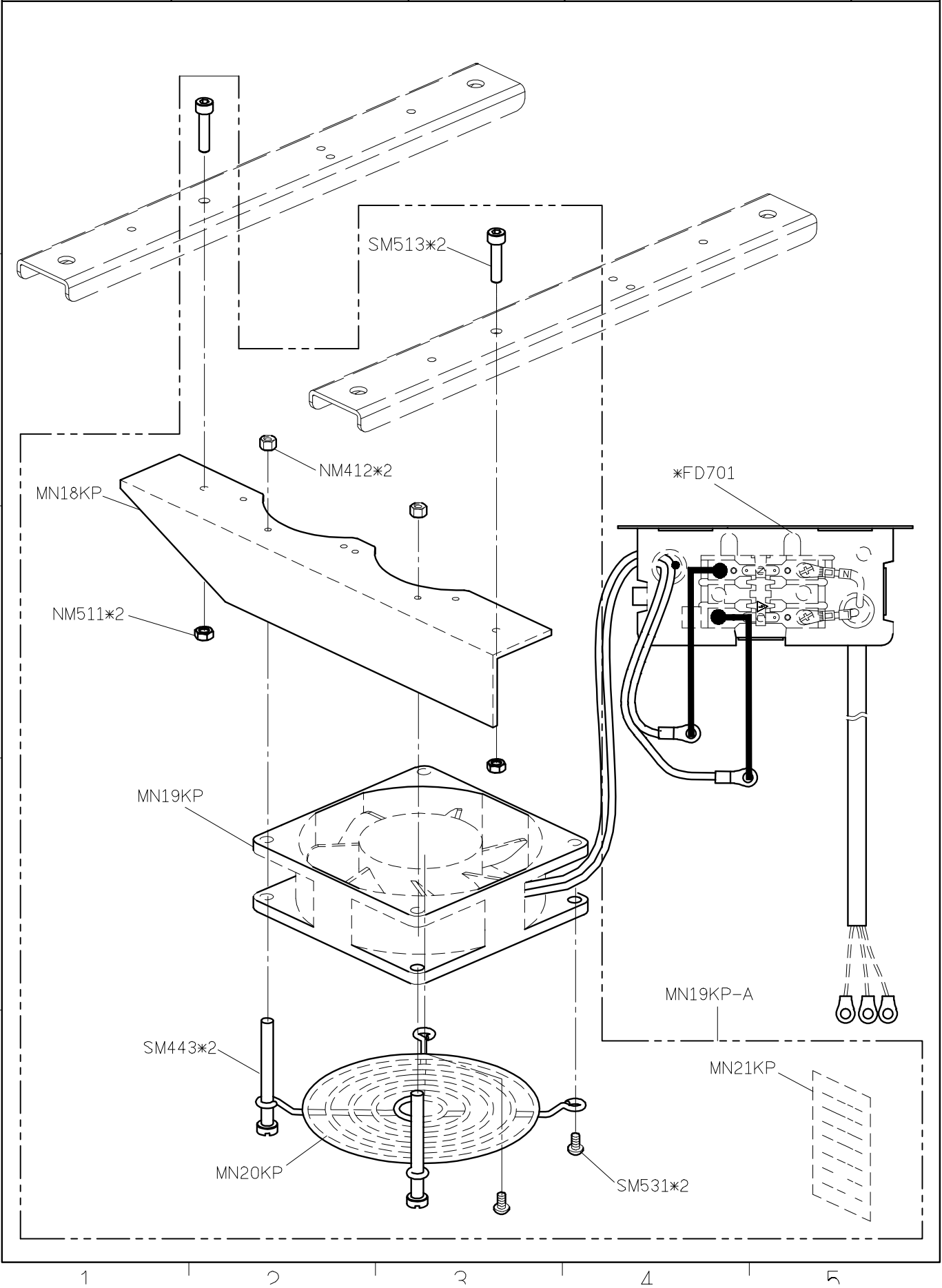
SIRUBA PARTS LIST	Series	Parts Group	Subclass / Remark	Page
	S007K/S007KD S007KP/U007	MK-K	For S007K/S007KD 2 nd Generation *:Use for S007KP	1/1
				Date
				2020/3/20



SIRUBA PARTS LIST	Series	Parts Group	Subclass / Remark	Page
	S007K/S007KD S007KP	MN-K	For S007K 2nd Generation	1/3
				Date
				2019/08/08

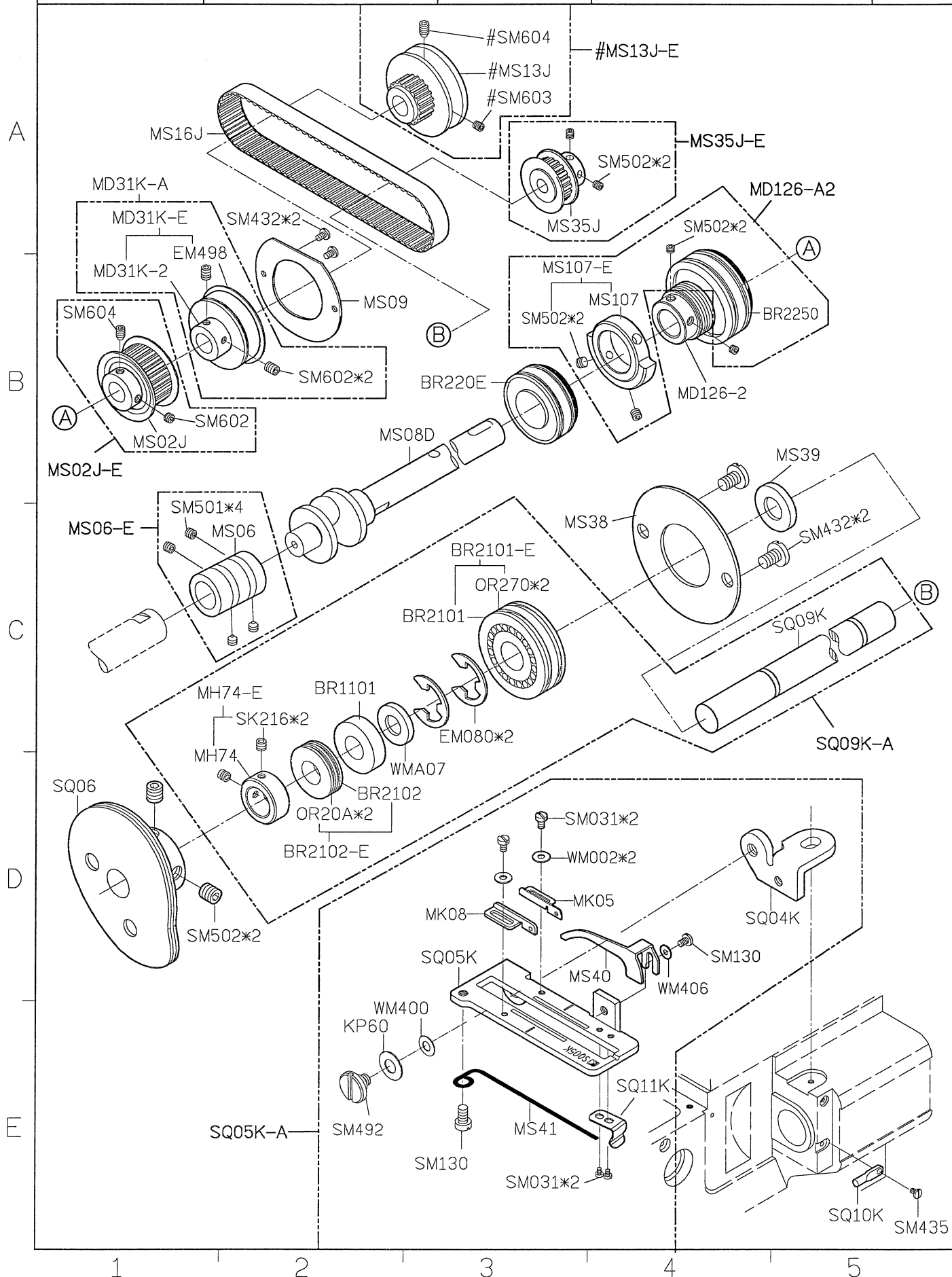


<div>SIRUBA</div> <div>PARTS LIST</div>	Series	Parts Group	Subclass / Remark	Page
	S007KP	MN-K	*Use For Direct-Drive Motor (P牌/U牌)	3/3
				Date
				2019/09/18

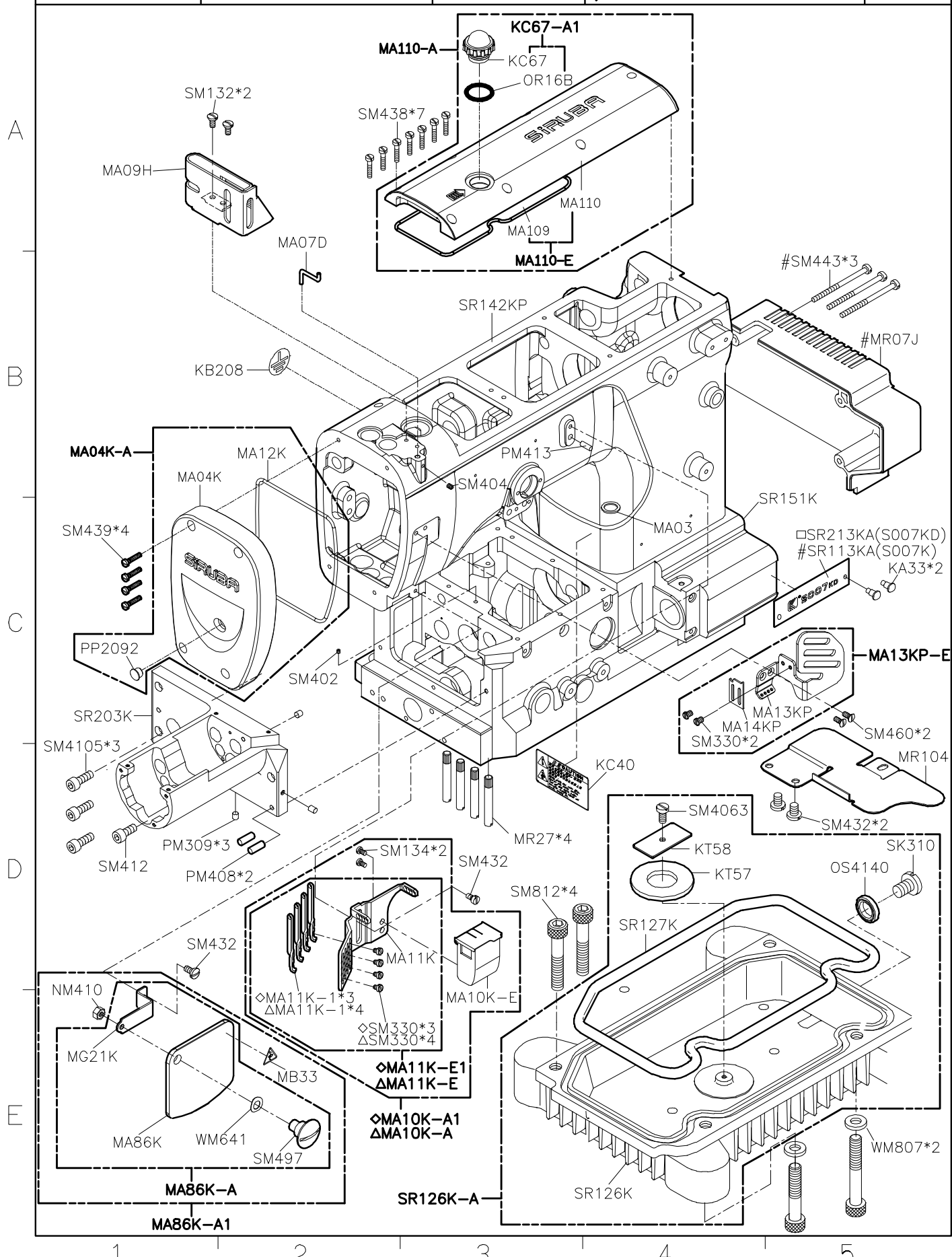


SIRUBA PARTS LIST	Series S007K/S007KD	Parts Group SL-K	Subclass / Remark For S007K/S007KD 2 nd Generation	Page 1/1 Date 2025/2/24
----------------------	------------------------	---------------------	--	----------------------------------

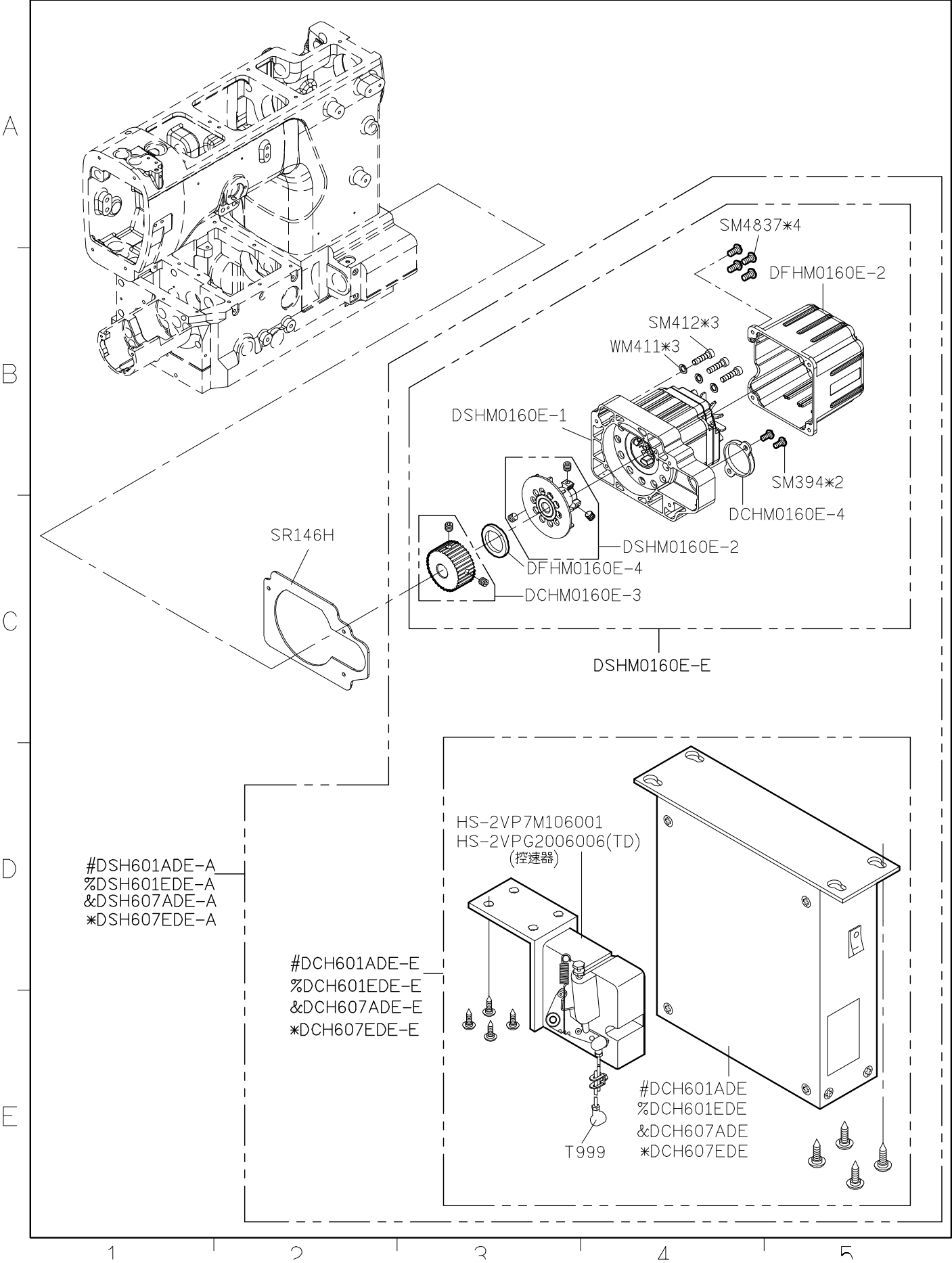
SiRUBA PARTS LIST	Series	Parts Group	Subclass / Remark	Page
	S007K/S007KD	SQ-K	For S007K/S007KD 2 nd Generation # : use for S007K	1/1
				Date
				2016/8/24



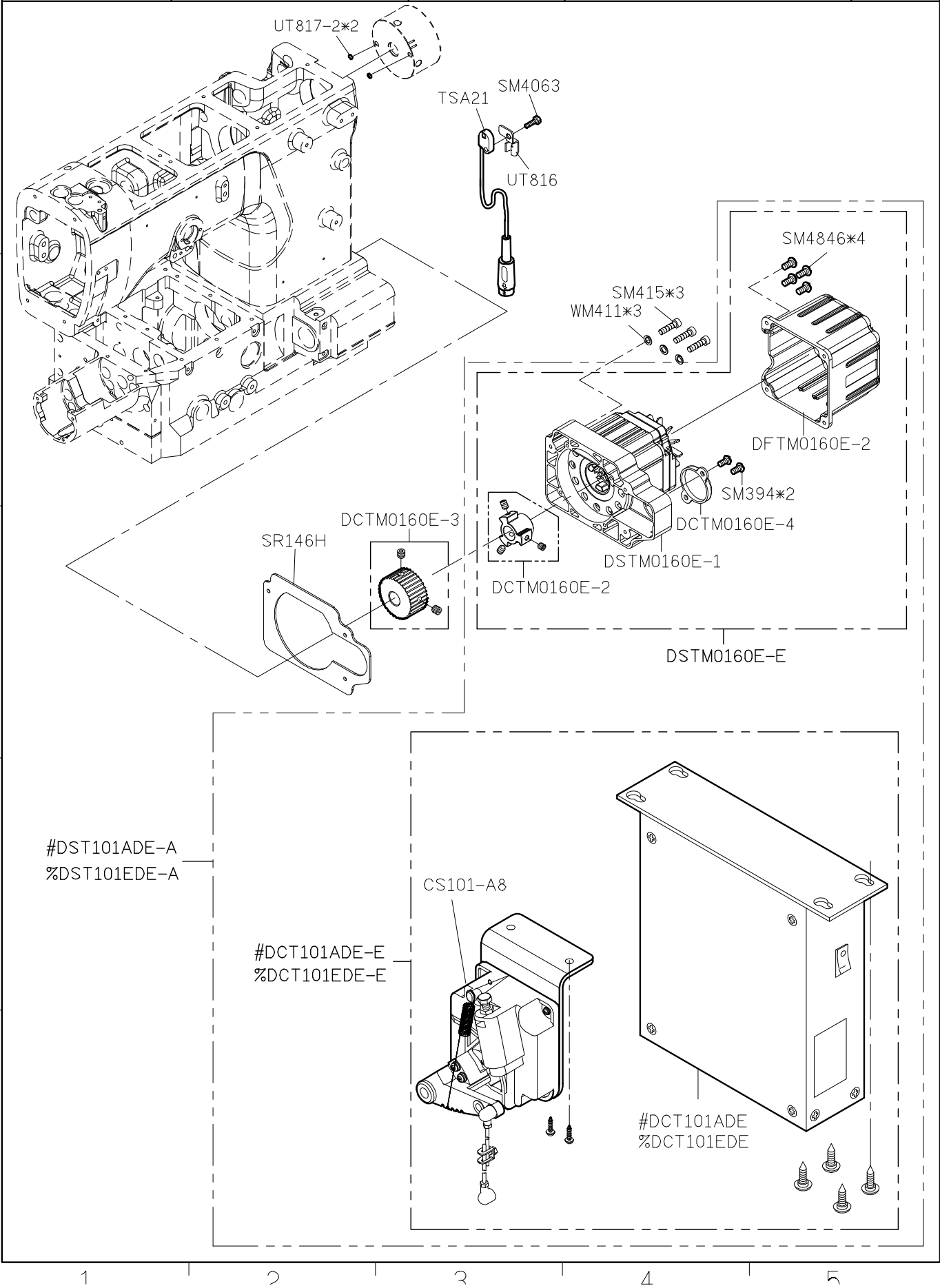
SIRUBA PARTS LIST	Series	Parts Group	Subclass / Remark	Page
	S007K S007KD	SR-K	Use for S007K(S007KD) 2 nd Generation	1/7
			# : Use for S007K	Date
			□ : Use for S007KD △ : Use for SW ◇ : Use for without SW	2024/7/30



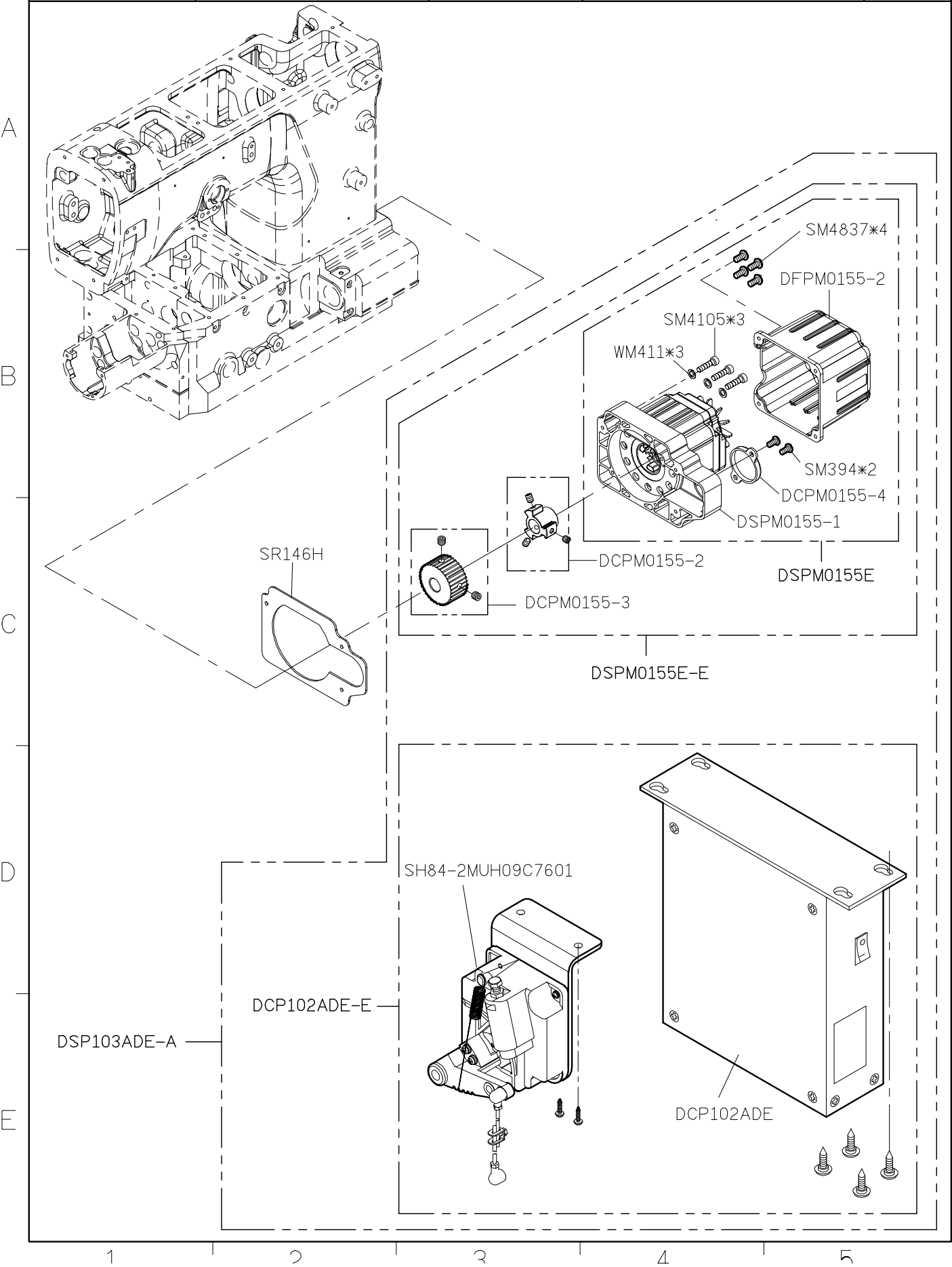
SIRUBA PARTS LIST	Series	Parts Group	Subclass / Remark	Page
	S007KD	SR-K	For S007K/S007KD 2 nd Generation	3/7
			For Direct-Drive Motor (H牌)	Date
			#For Pneumatic Automatic %For Electric Automatic &For Pneumatic Automatic(TD) *For Electric Automatic(TD)	2023/7/31



<div>SIRUBA</div> <div>PARTS LIST</div>	Series	Parts Group	Subclass / Remark	Page
	S007KD	SR-K	For S007K/S007KD 2 nd Generation For Direct-Drive Motor (T牌) #For Pneumatic Automatic %For Electric Automatic	4/7
				Date
				2023/7/31



SIRUBA PARTS LIST	Series	Parts Group	Subclass / Remark	Page
	S007KD	SR-K	For S007K/S007KD 2 nd Generation For Direct-Drive Motor (P牌) #For Pneumatic Automatic %For Electric Automatic	5/7
				Date
				2023/7/31



<div>SIRUBA</div> <div>PARTS LIST</div>	Series	Parts Group	Subclass / Remark	Page
	S007KD	SR-K	For Direct-Drive Motor(U牌)	6/7
				Date
				2023/7/31

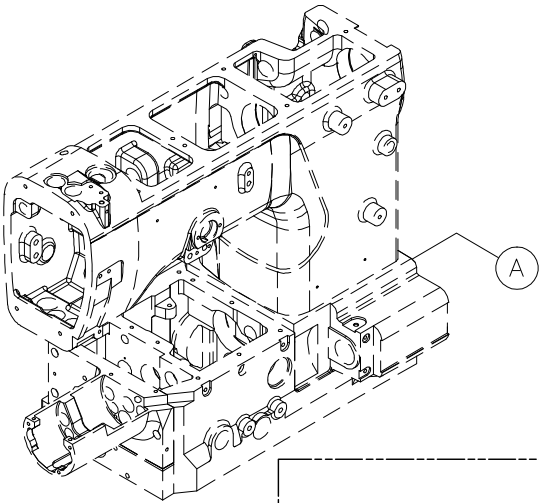
A

B

C

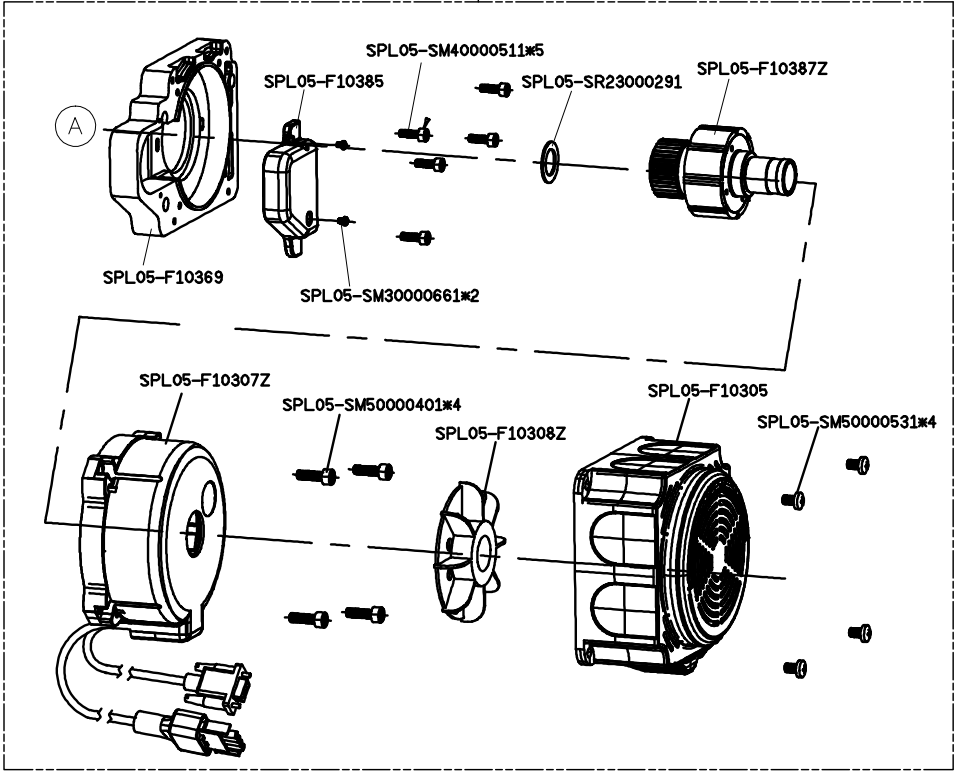
D

E

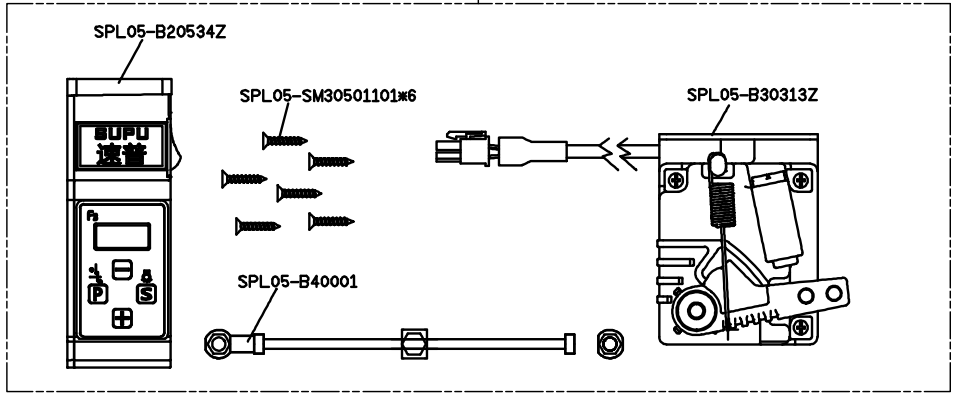


DSU501NDE-A

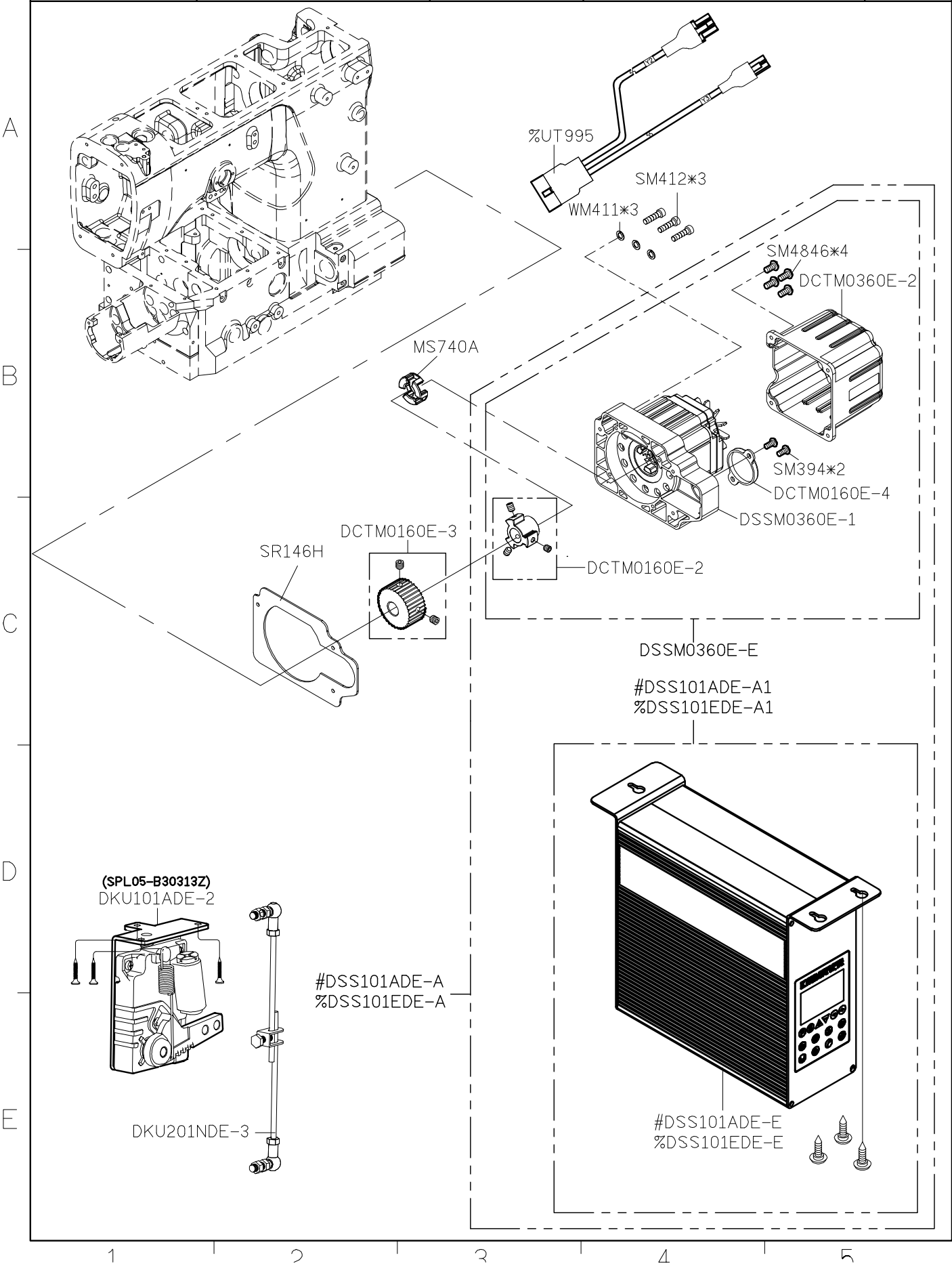
DSUM0155E-E



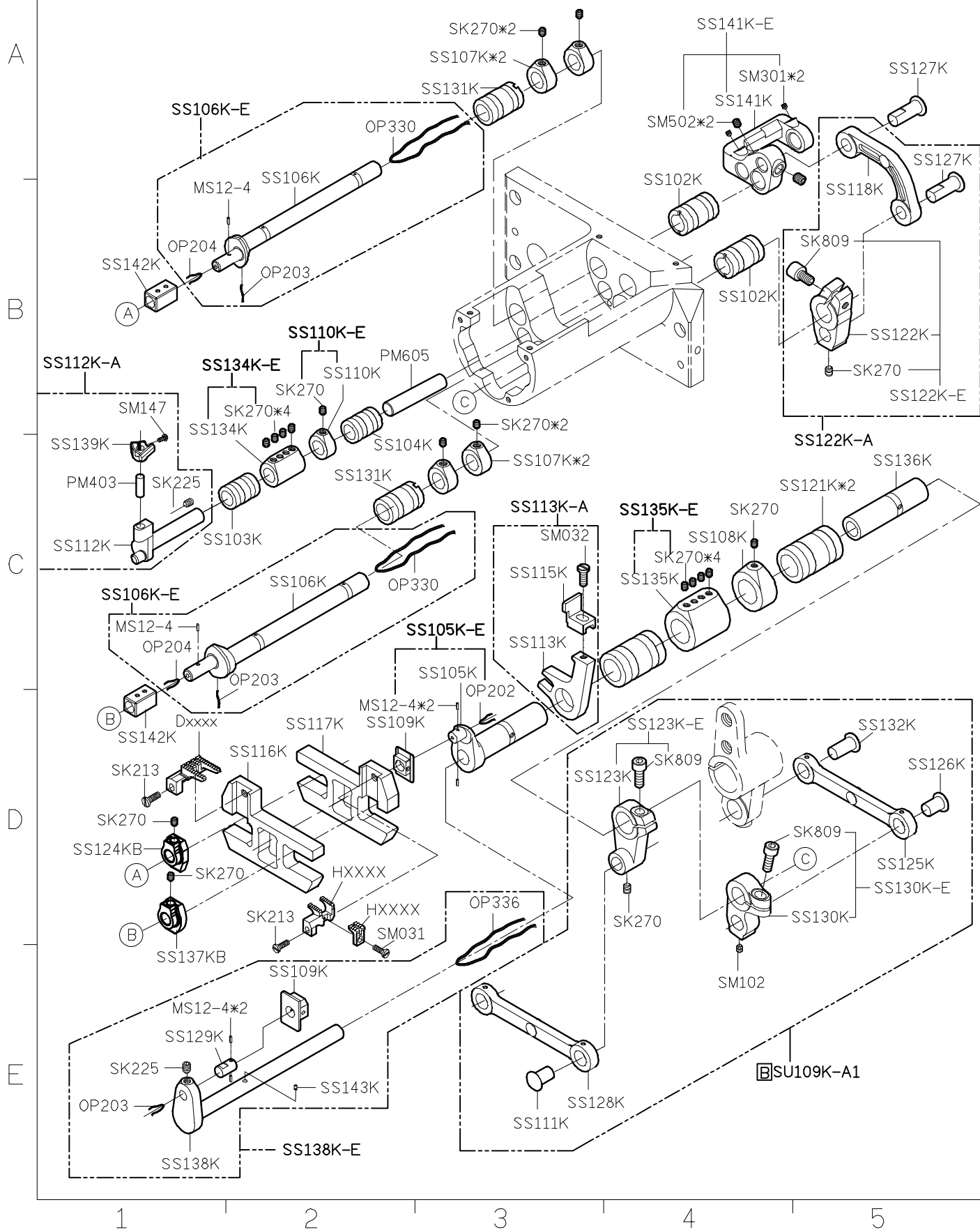
DCU501NDE-E



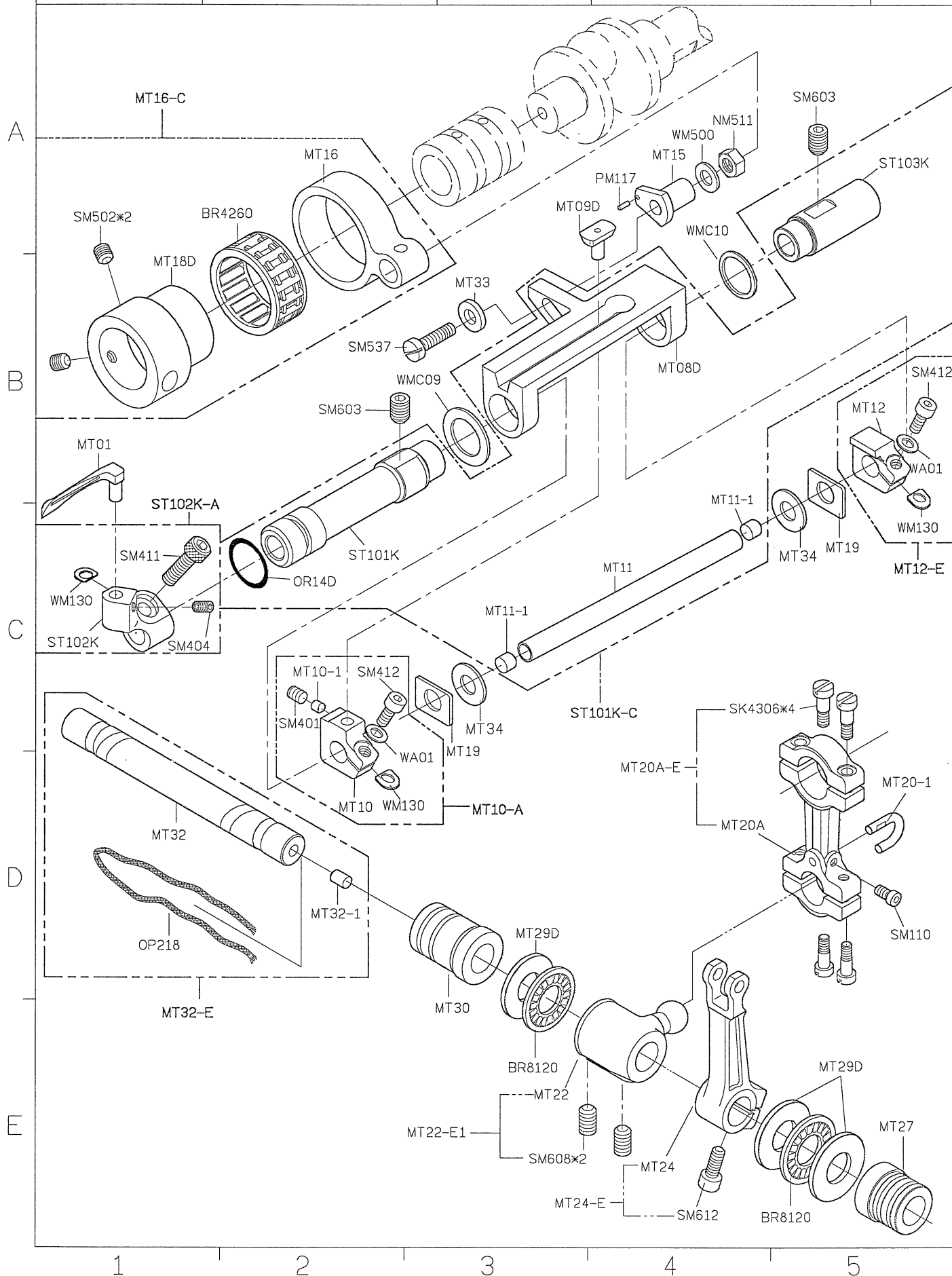
<div>SIRUBA</div> <div>PARTS LIST</div>	Series	Parts Group	Subclass / Remark	Page
	S007KD	SR-K	For Direct-Drive Motor #For Pneumatic Automatic %For Electric Automatic	7/7
				Date
				2023/7/31



SiRUBA PARTS LIST	Series	Parts Group	Subclass / Remark	Page
	S007K/S007KD	SS-K	For S007K/S007KD 2 nd Generation	1/1
				Date
				2023/3/7

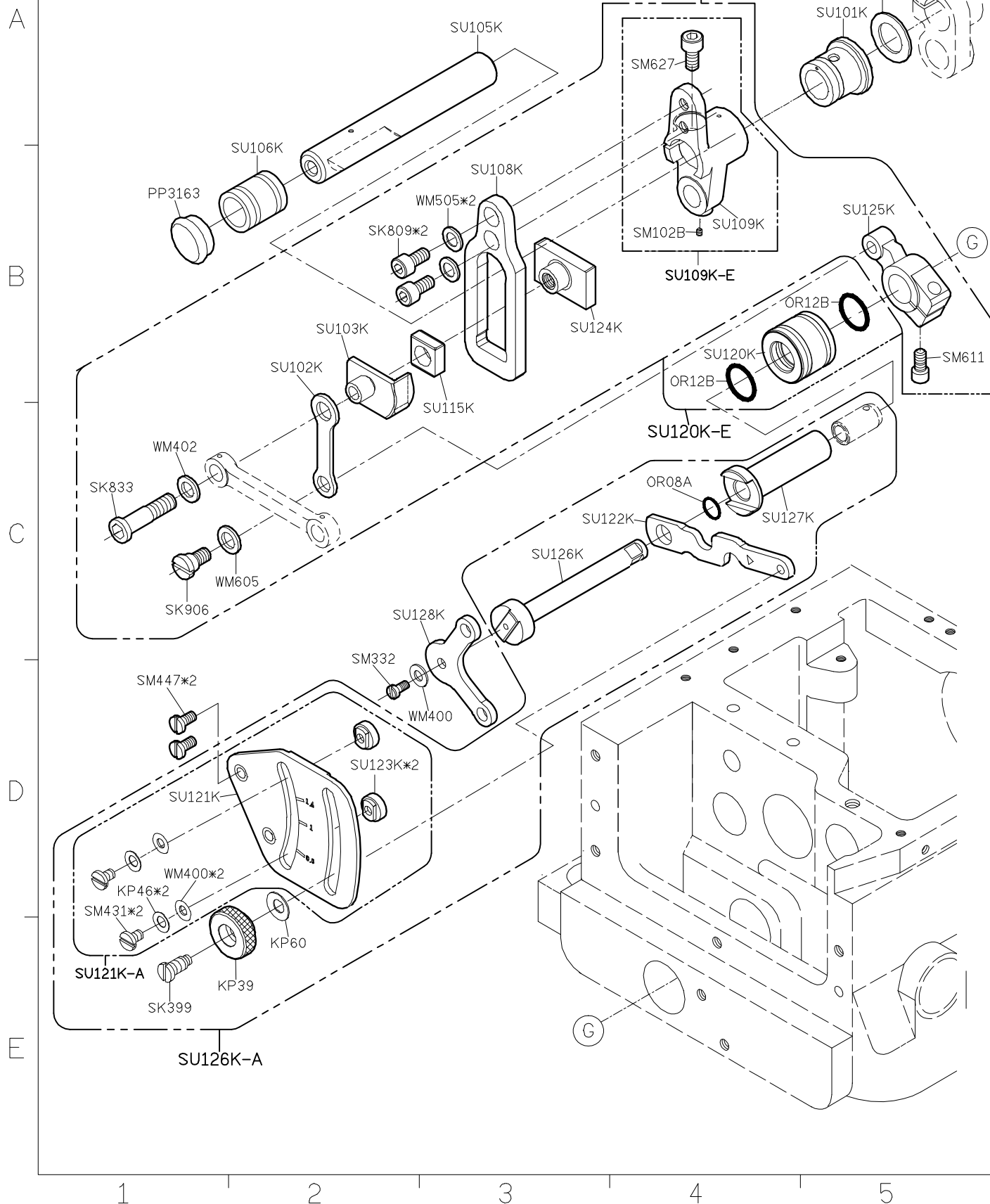


SIRUBA PARTS LIST	Series	Parts Group	Subclass / Remark	Page
	S007K/S007KD	ST-K	For S007K/S007KD 2 nd Generation	1/1
				Date
				2017/8/31



SIRUBA PARTS LIST	Series	Parts Group	Subclass / Remark	Page
	S007K/S007KD U007	SU-K	For S007K/S007KD 2 nd Generation	1/1
				Date
				2020/8/20

$\boxed{A} + \boxed{B} = \text{SU109K-A1}$ $\boxed{A} + \boxed{C} = \text{SU109K-A2(USE FOR U007)}$
SU **SS** **SU** **SS**
系 **系** **系** **系**



<div>SIRUBA</div> <div>PARTS LIST</div>	Series	Parts Group	Subclass / Remark	Page
	S007K/S007KD U007	SV-K	For S007K/S007KD 2 nd Generation #For S007K/S007KD * Use For U007	1/1
				Date
				2024/7/19

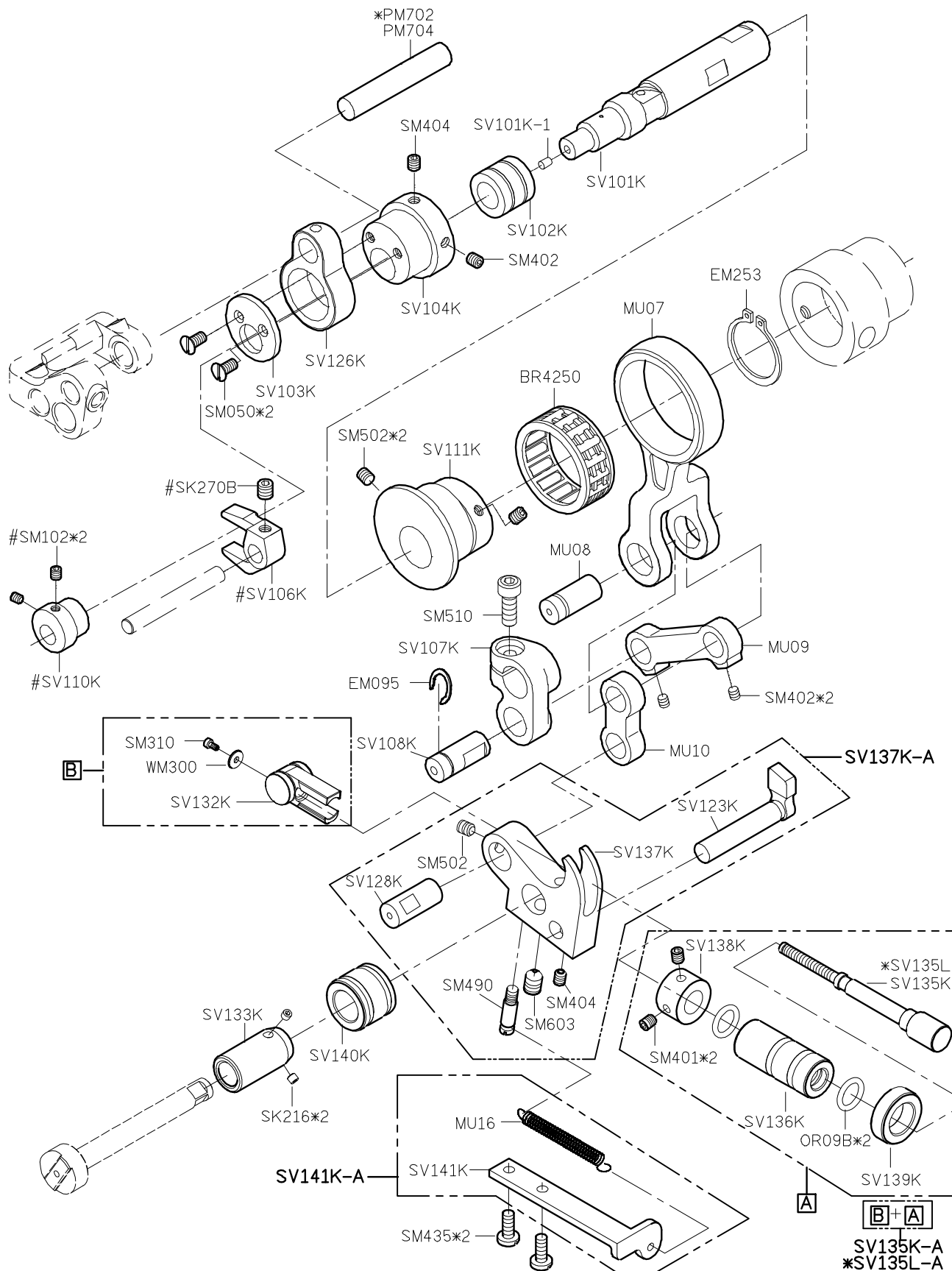
A

B

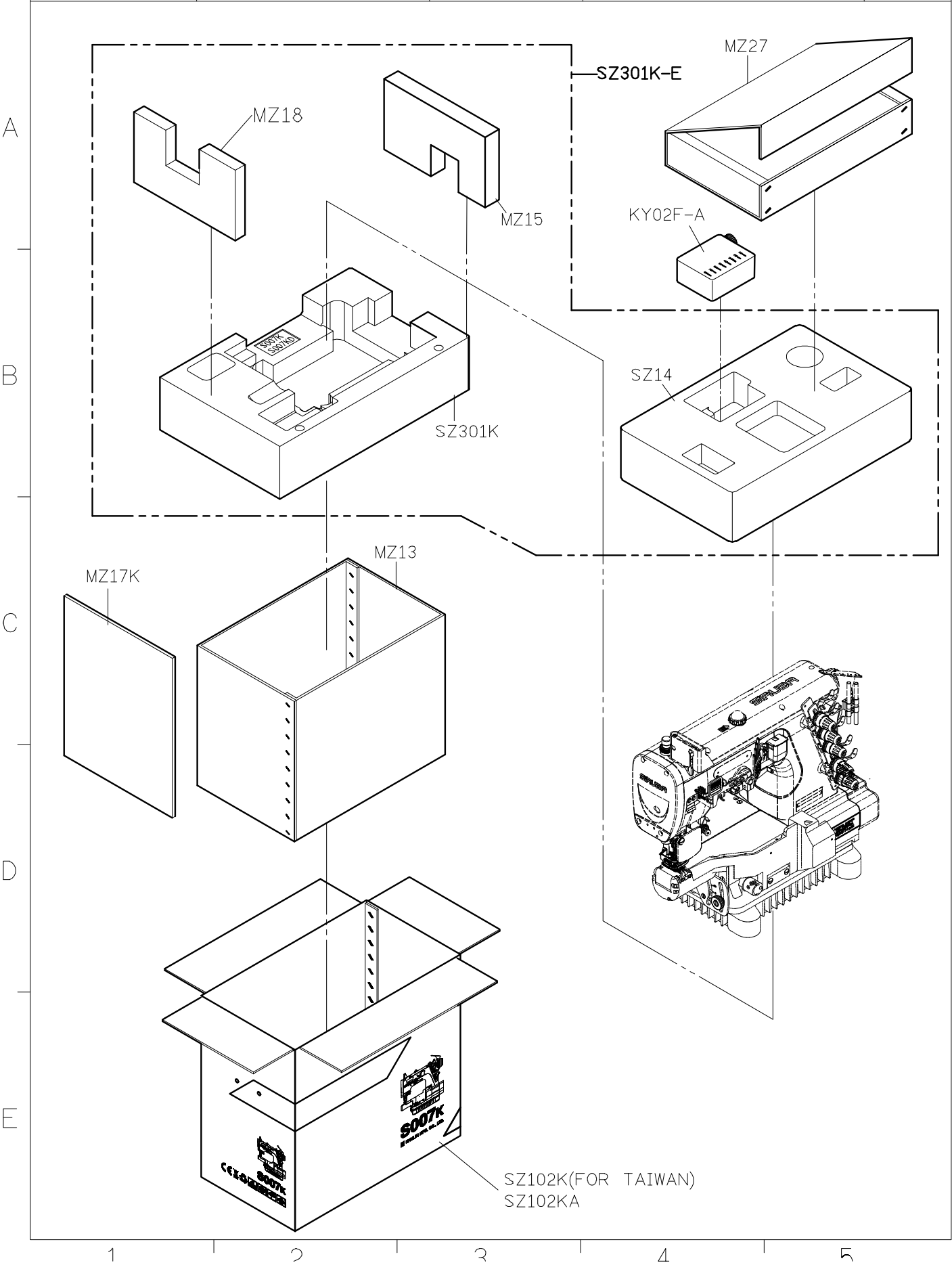
C

D

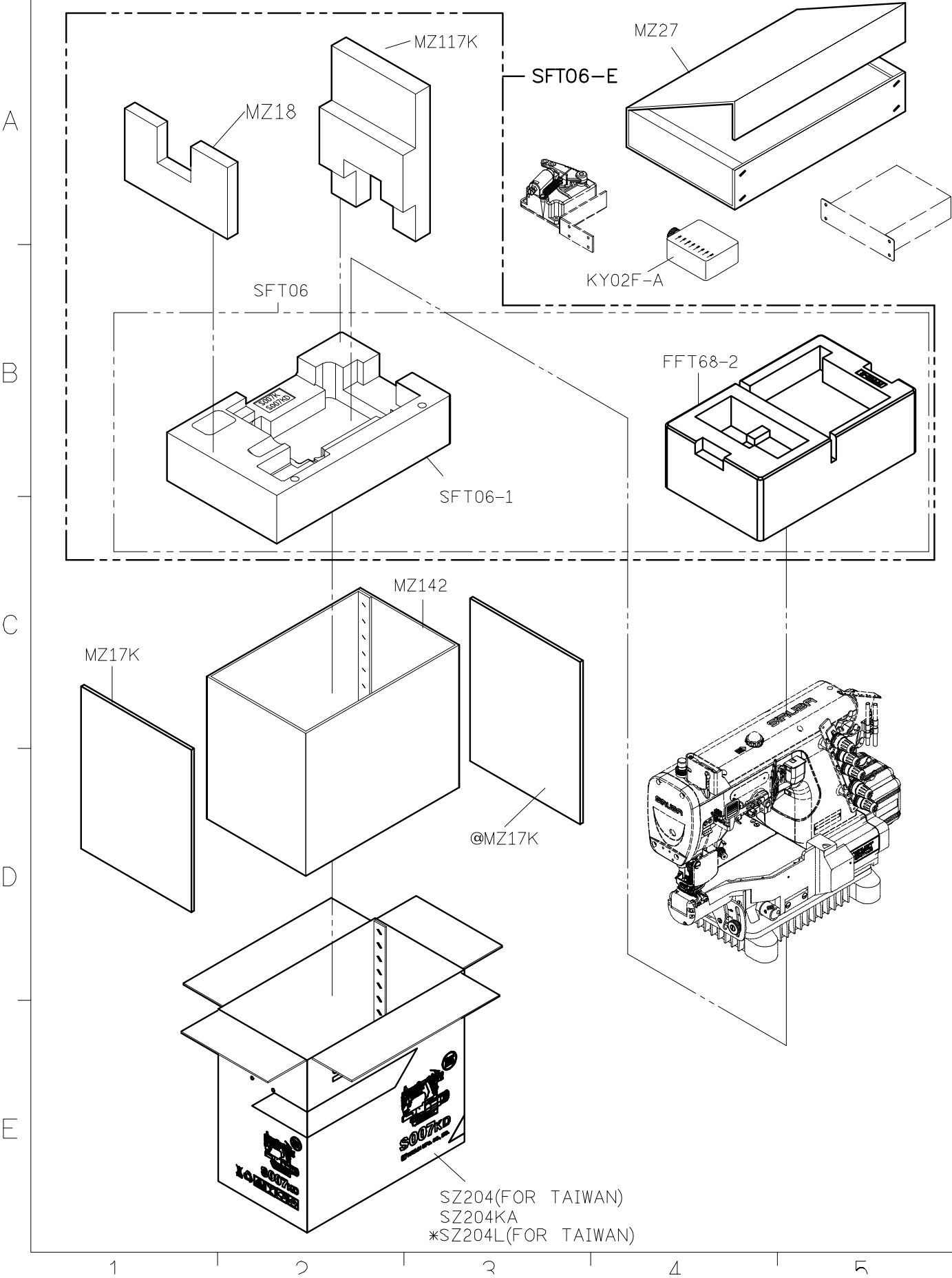
E



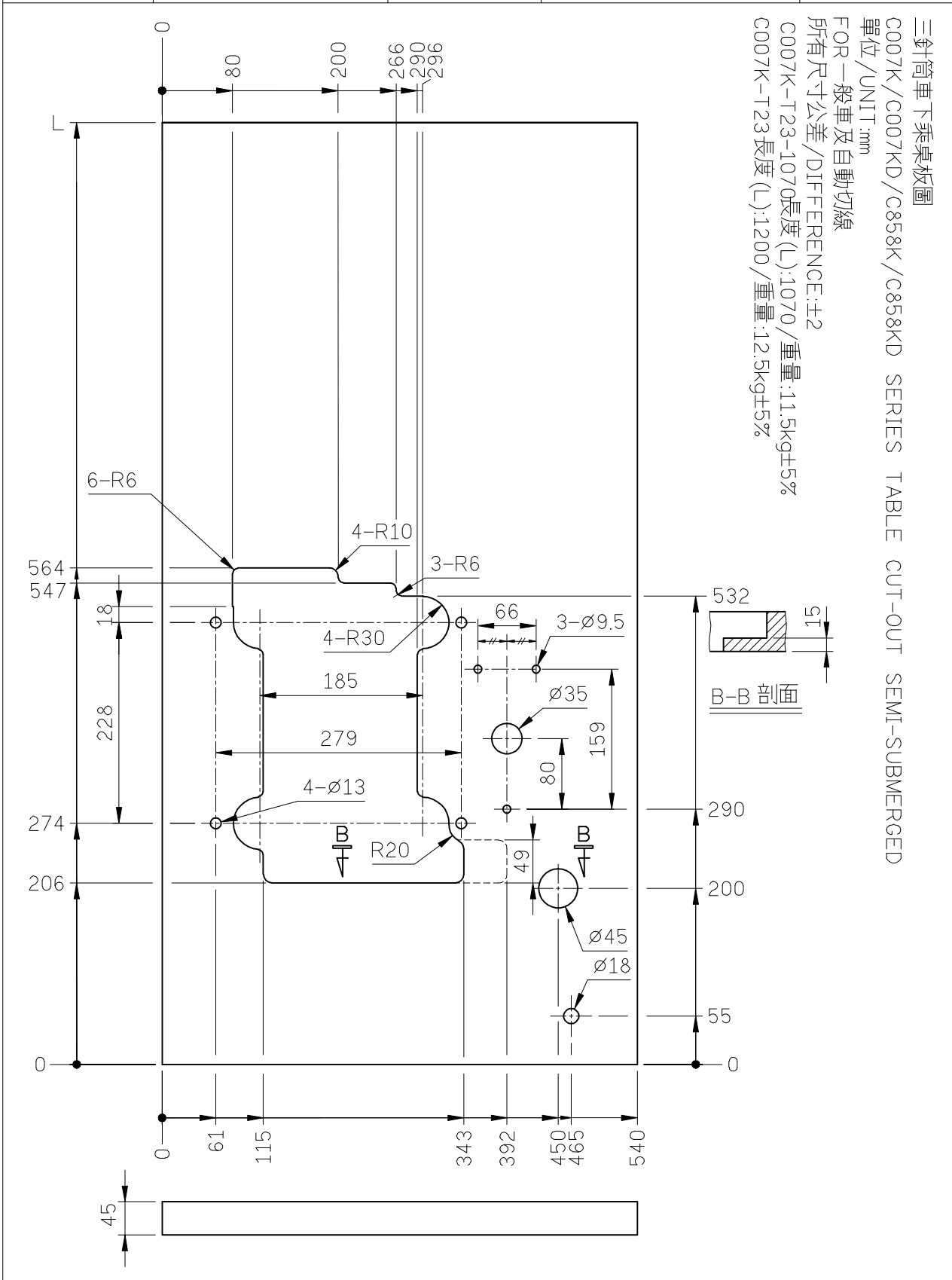
SIRUBA PARTS LIST	Series	Parts Group	Subclass / Remark	Page
	S007K	SZ-K		1/2
				Date
				2019/9/9

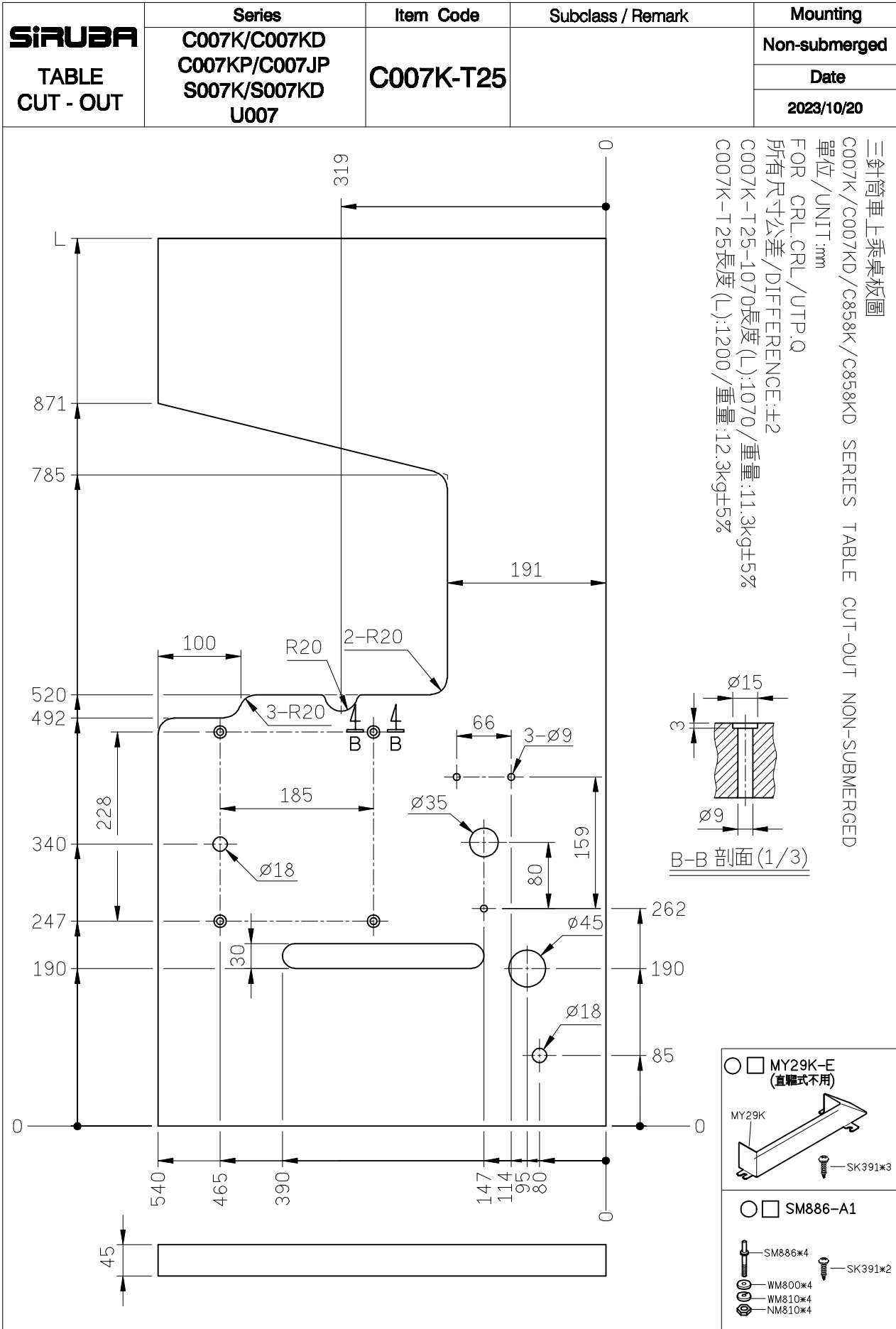


SIRUBA PARTS LIST	Series	Parts Group	Subclass / Remark	Page
	S007KD/U007	SZ-K	@: Use for Drive Motor+UT * : USE FOR U007	2/2
				Date
				2019/9/9



SIRUBA TABLE CUT - OUT	Series	Item Code	Subclass / Remark	Mounting
	C007K/C007KD C007KP/C007JP S007K/S007KD U007	C007K-T23		Semi-submerged
				Date
				2023/10/20





C007J/C007K SERIES TABLE CUT-OUT NON-SUBMERGED

單位/UNIT:mm

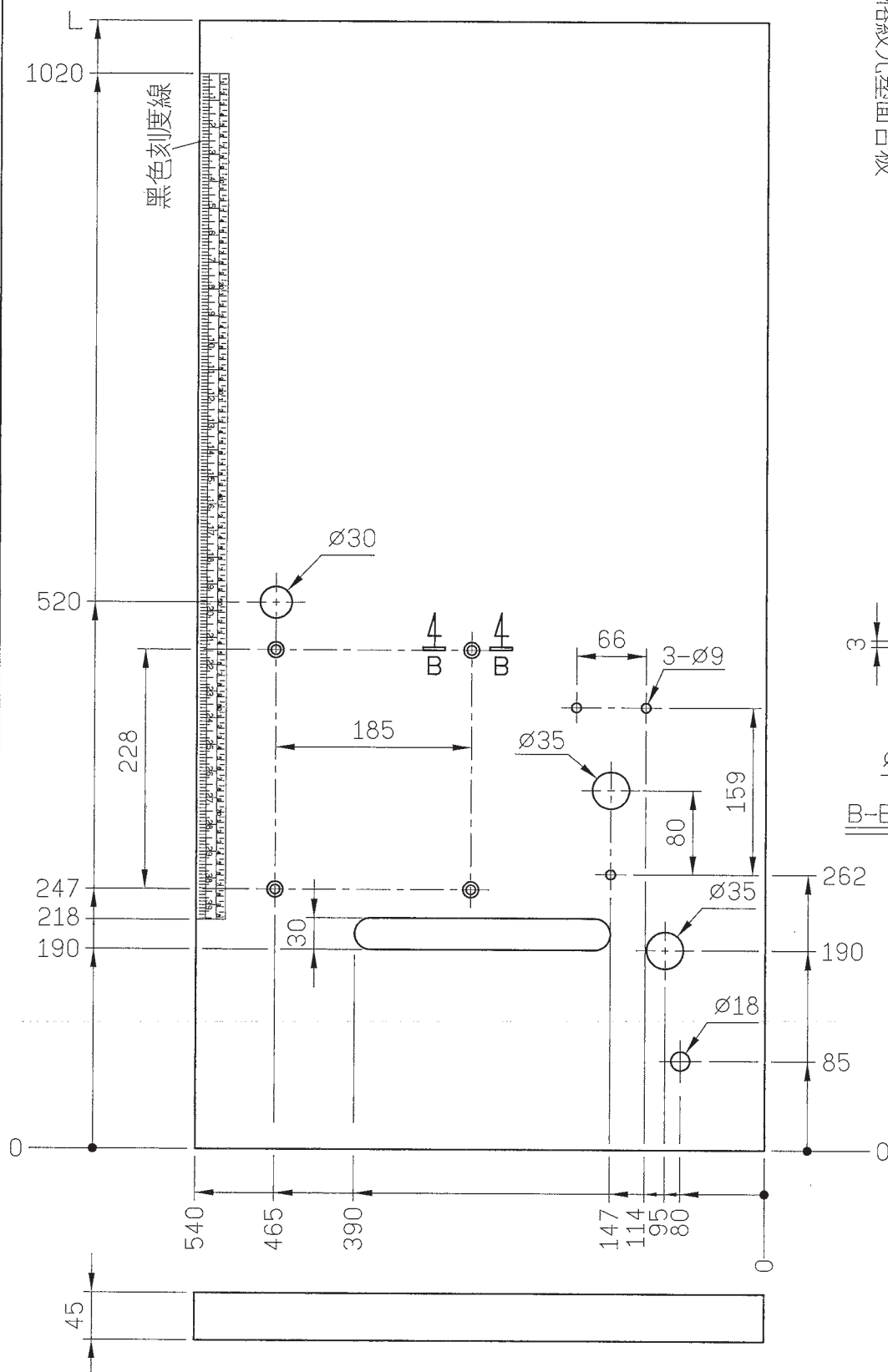
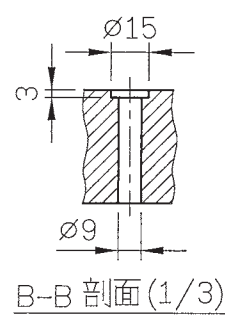
FOR 印度客戶使用

所有尺寸公差/DIFFERENCE:±2

C007-T30-1070長度(L):1070/重量:1.3kg±5%

C007-130張葦(L):1200/重量:12.3kg±5%

全封邊灰格紋光塑面台板



SIRUBA

TABLE
CUT - OUT

Series

C007K/S007K

Item Code

C007K-T32

Subclass / Remark

For all belt type series
machines

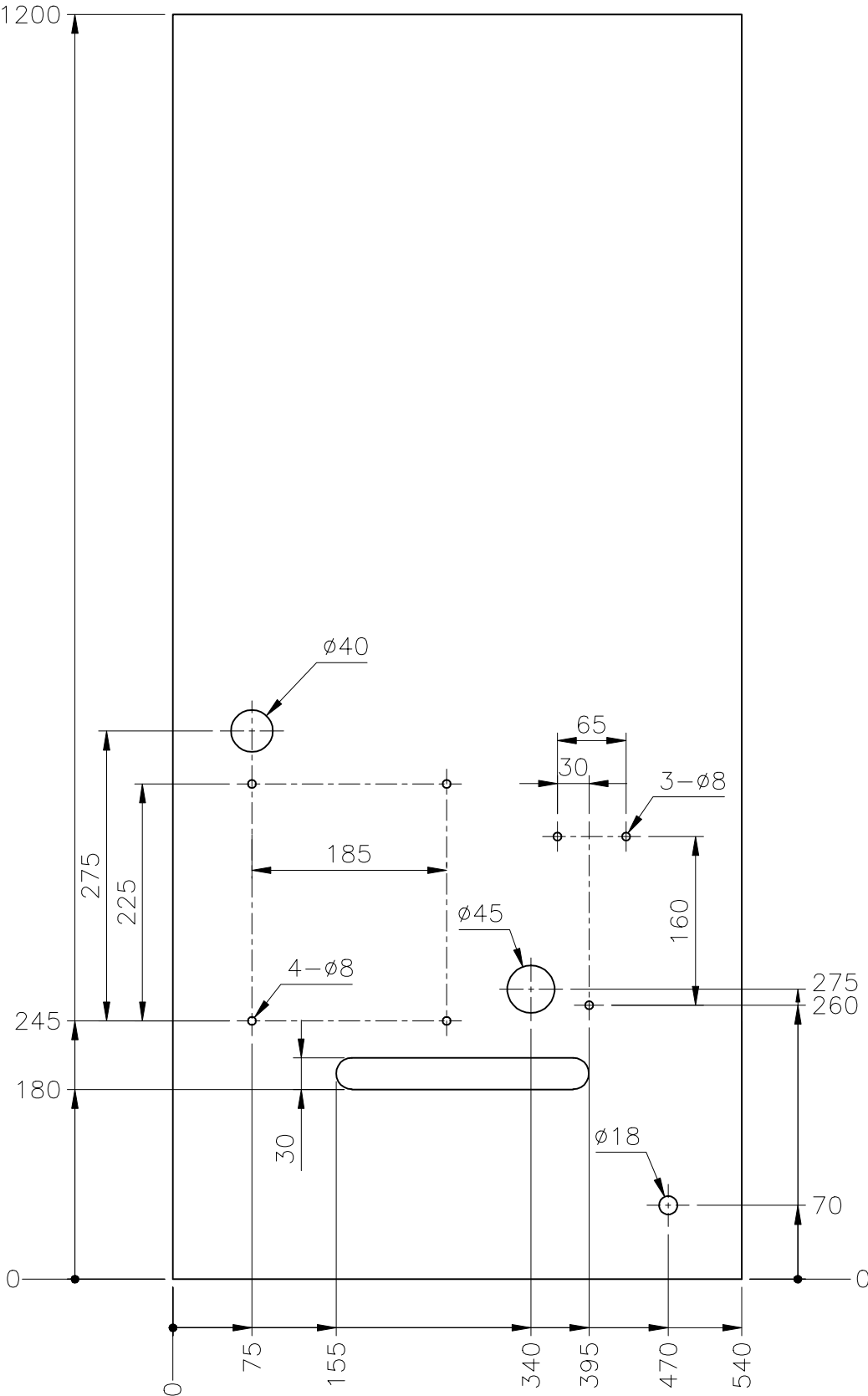
Mounting

Non-submerged

Date

2023/10/23

三針筒車上乘式桌板
C007K/S007K SERIES TABLE CUT-OUT NON-SUBMERGED
單位/UNIT:MM
FOR一般車及自動切線
所有尺寸公差/DIFFERENCE:±2
for SILMAQ.

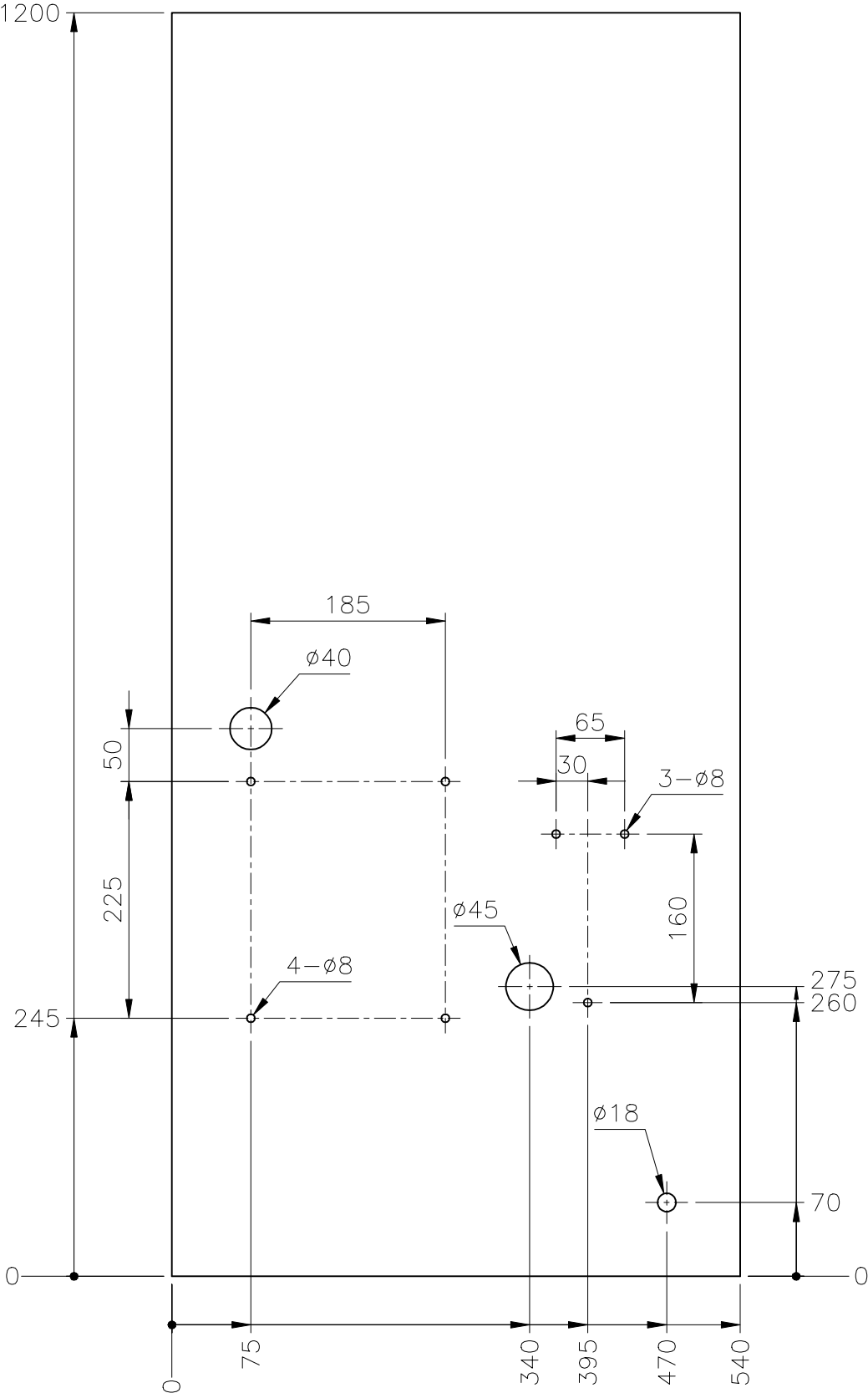


SIRUBA

TABLE
CUT - OUT

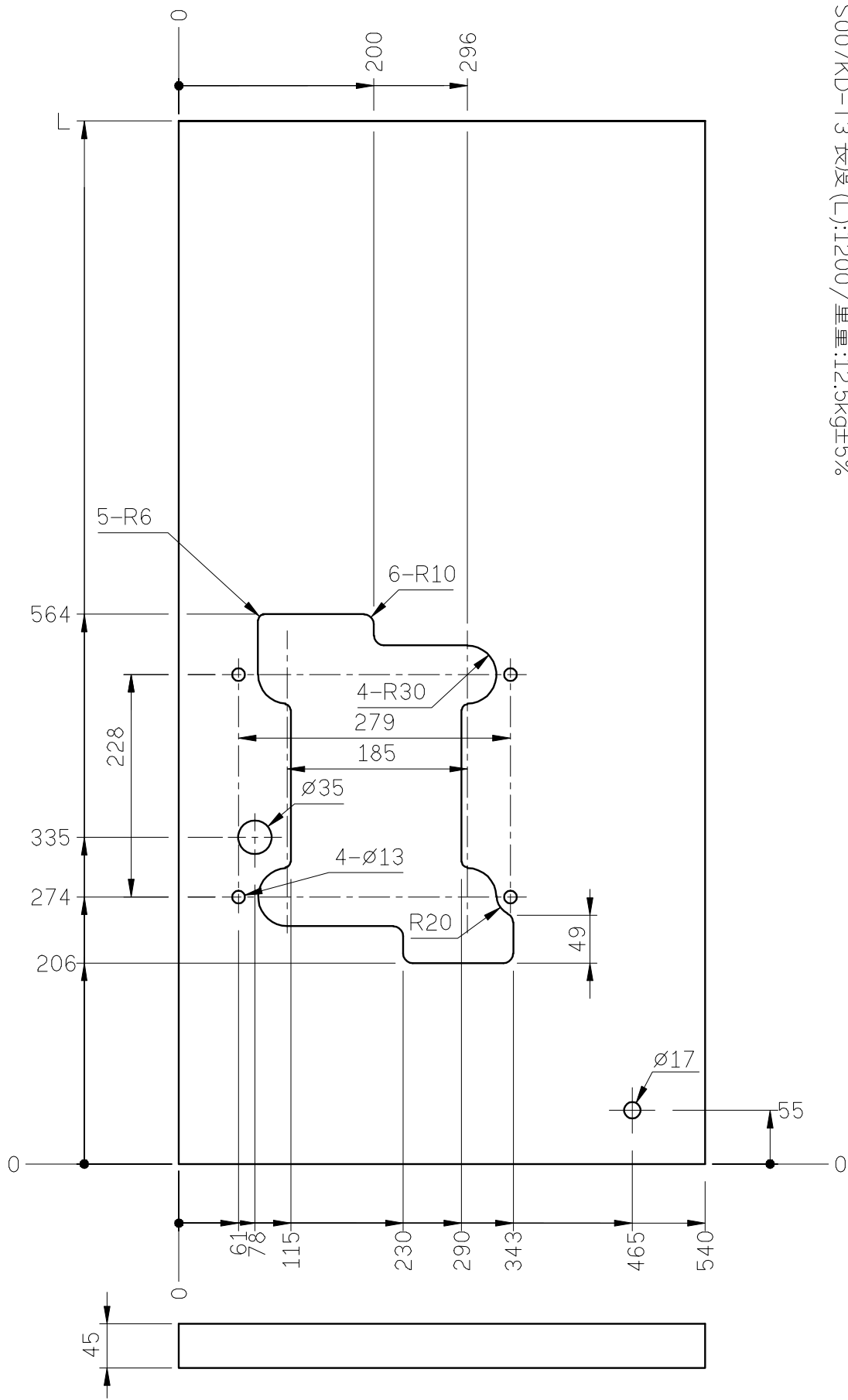
Series	Item Code	Subclass / Remark	Mounting
C007KD/S007KD	C007K-T33	For all electronic direct drive series machines	Non-submerged
			Date
			2023/10/23

三針筒車上乗式桌板
C007KD/S007KD SERIES TABLE CUT-OUT NON-SUBMERGED
單位/UNIT:MM
FOR一般車及自動切線
所有尺寸公差/DIFFERENCE:±2
for SILMAQ.



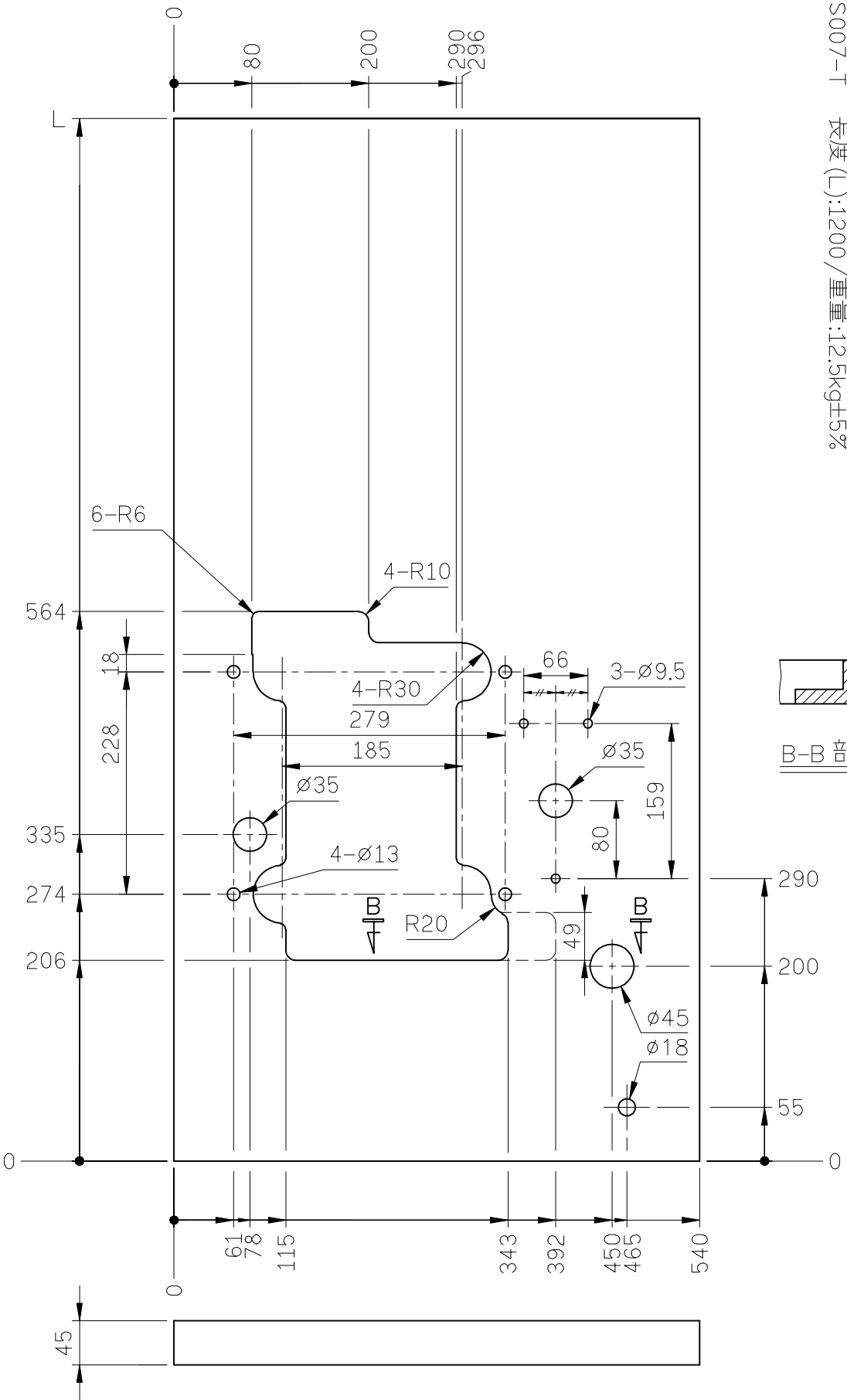
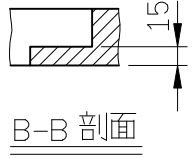
SiRUBA TABLE CUT - OUT	Series	Item Code	Subclass / Remark	Mounting
	S007KD	S007KD-T3		Semi-submerged
				Date
				2023/6/21

S007KD-SRL 半沉式桌板圖(直驅車專用)
S007KD-SRL SERIES TABLE CUT-OUT SEMI-SUBMERGED
單位/UNIT:mm
FOR SRL及自動切線
所有尺寸公差/DIFFERENCE:±2
S007KD-T3 長度(L):1070/重量:11.5kg±5%
S007KD-T3 長度(L):1200/重量:12.5kg±5%



SIRUBA TABLE CUT - OUT	Series	Item Code	Subclass / Remark	Mounting
	S007K/S007KD	S007-T3		Semi-submerged
				Date
				2023/10/19

三針筒車下乘桌板圖
S007K-SRL SERIES TABLE CUT-OUT SEMI-SUBMERGED
單位/UNIT:mm
FOR SRL及自動切線
所有尺寸公差/DIFFERENCE:±2
S007-T-1070 長度(L):1070/重量:11.5kg±5%
S007-T 長度(L):1200/重量:12.5kg±5%



Technical drawing of a mechanical part, likely a bracket or support, showing dimensions and features.

Dimensions:

- Overall width: 540
- Overall height: 564
- Top flange thickness: 45
- Bottom flange thickness: 55
- Distance from left edge to center of top hole: 61
- Distance from left edge to center of bottom hole: 115
- Distance from center of top hole to center of bottom hole: 234
- Distance from center of bottom hole to right edge: 343
- Distance from left edge to center of top hole: 274
- Distance from left edge to center of bottom hole: 206
- Distance from center of top hole to center of bottom hole: 228
- Distance from center of bottom hole to right edge: 49
- Distance from left edge to center of top hole: 279
- Distance from center of top hole to center of bottom hole: 185
- Distance from center of bottom hole to right edge: 49
- Distance from left edge to center of top hole: 279
- Distance from center of top hole to center of bottom hole: 185
- Distance from center of bottom hole to right edge: 49

Features and Labels:

- Top flange: 5-R6
- Bottom flange: 6-R10
- Top hole: 4-Ø13
- Bottom hole: 4-Ø13
- Top hole: 4-R30
- Bottom hole: R20
- Top hole: Ø18

