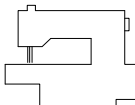
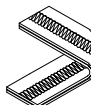
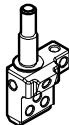
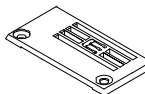
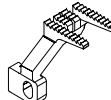
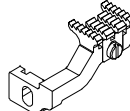
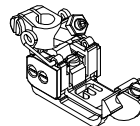



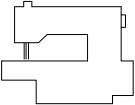
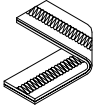
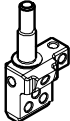
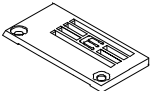
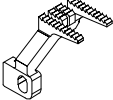
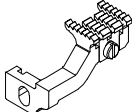
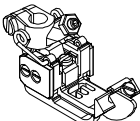
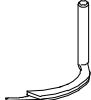
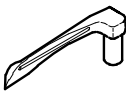

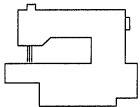
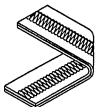
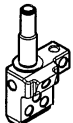
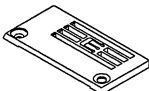
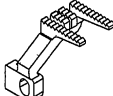
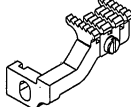
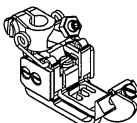



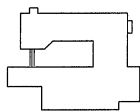
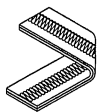
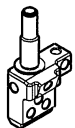
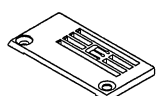
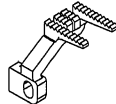
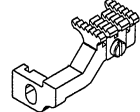
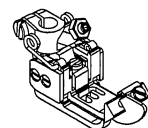



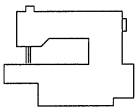
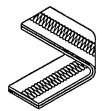
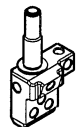
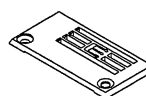
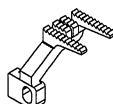
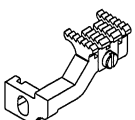
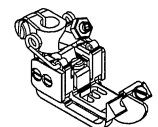





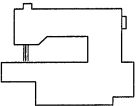
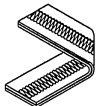
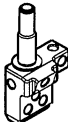
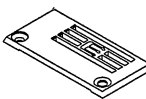
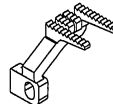
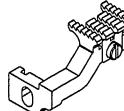
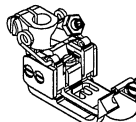



SIRUBA GAGE PARTS LIST		Series			Remark				Page	Date			
		C007K/C007KD C858K							1 / 7	2020/7/15			
													
MODEL		SUB-CLASS	NEEDLE CLAMP	NEEDLE PLATE	MAIN FEED DOG	DIFF. FEED DOG	PRESSER FOOT	SPREADER	LOOPER	NEEDLE			
機 型		規 格	針 座	針 板	主送具	差送具	押 具	上 叉	勾 針	針 號			
C007K(KD) C858K	W121/CH	232 240 248 348 356 364	M5232 M5240 M5248 M5348KX M5356 M5364	E5232KL E5240KL E5248KL E5348KL E5356KL E5364KL	D5356K	H5356KA-E	P5232A-A P2544-A P2545-A P5348A-A P2446-A P2447-A	MH41	MT01	UYX128GAS#9			
	W122/CH			E5232KM E5240KM E5248KM E5348KM E5356KM E5364KM						UYX128GAS#10			
	W122/CH-3M			356 364							M5356 M5364	E5356KM E5364KM	P2456-A P2457-A
	W123/CH			232 240 248 348 356 364							M5232 M5240 M5248 M5348KX M5356 M5364	E5232KH E5240KH E5248KH E5348KH E5356KH E5364KH	P5232A-A P2544-A P2545-A P5348A-A P2446-A P2447-A
	W152/CZ/UTP/RLQ	356 364	M5356 M5364	E5356GM E5364GM	D5356G	H5356L	P2416-A P2417-A						
	W152/CZP/RLQ												

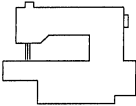
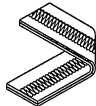
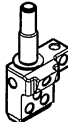
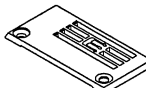
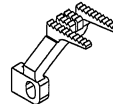
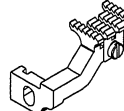
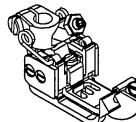



SIRUBA MODEL COMPARE LIST		Series				Remark			Page	Date
		C007K/C007KD C858K							2 / 7	2020/7/15
										
MODEL		SUB-CLASS	NEEDLE CLAMP	NEEDLE PLATE	MAIN FEED DOG	DIFF. FEED DOG	PRESSER FOOT	SPREADER	LOOPER	NEEDLE
機 型		規 格	針 座	針 板	主送具	差送具	押 具	上 叉	勾 針	針 號
C007K(KD) C858K	W162/CH	240 248 348 356 364	M5240 M5248 M5348KX M5356 M5364	E5240KHA E5248KHA E5348KHA E5356KHA E5364KHA	D5356K	H5356KA-E	P2544-A P2545-A P5348A-A P2446-A P2447-A	MH41	MT01A	TV*5#14~16
	W222/CQ	240 248 356 364	M5240 M5248 M5356 M5364	E5240GM E5248GM E5356GM E5364GM	D5356G	H5356GA	P1814K-A P1815K-A P2116K-A P2117K-A	MH41	MT01	UYX128GAS#10
	W222/CQA/CLA	256 356	M5356	E2326Q	D2110	H2220Q	P2906Q-A	MH41	MT01A	TVX5#14
	W322/CC	356 364	M5356 M5364	E5356AM E5364AM	D5356K	H5356AA	P2456-A P2457-A	MH41	MT01	UYX128GAS#10
	W322/CE			E5356BM E5364BM		H5356BA				
C007K C858K	W512/FE(FFC)	232 240 356 364	M5232 M5240 M5356 M5364	E5232FM E5240FM E5356FM E5364FM	D5356K	H5356KA-E	P2913-A P2914-A P3216-A P3217-A			
	U512/FE(FFC)	240 356 364	M5240 M5356 M5364	E5240FM E5356FM E5364FM			P3414-A P3716-A P3717-A	—		

SIRUBA GAGE PARTS LIST		Series		Remark					Page	Date
		C007K/C007KD C858K							3 / 7	2016/9/7
										
MODEL		SUB-CLASS	NEEDLE CLAMP	NEEDLE PLATE	MAIN FEED DOG	DIFF. FEED DOG	PRESSER FOOT	SPREADER	LOOPER	NEEDLE
機 型		規 格	針 座	針 板	主送具	差送具	押 具	上 叉	勾 針	針 號
C007K C858K	W522/FE(FFC)/CR	232 240 248 348 356 364	M5232 M5240 M5248 M5348KX M5356 M5364	E5232CH E5240CH E5248CH E5348CH E5356CH E5364CH	D5356C	H5356CA	P3813R-A1 P5240C-A1 P5248C-A1 P5348C-A1 P3816R-A1 P3817R-A1	MH41	MT01	UYX128GAS#10
C007K(KD) C858K	W522/CR						P5232R-A P5240R-A P5248R-A P5348R-A P5356R-A P5364R-A			
	W532/CR/UTP/CL/RLP/CX									
C007K C858K	W542/CFC/CL/FH/2(3A)	240 248 356 364	M5240 M5248 M5356 M5364	E2324P E2325P E2326P E2327P	D2109	H2219	P2904-A P2905-A P2906-A P2907-A			
					D2110	H2220				
C007K(KD) C858K	W811/CRL	232 240 248 356 364	M5232 M5240 M5248 M5356 M5364	E5232ML E5240ML E5248ML E5356ML E5364ML	D5356H	H5356MA	P2763-A P2764-A P2765-A P2766-A P2767-A			UYX128GAS#9
	U811/CRL						P0963-A P0964-A P0965-A P0966-A P0967-A			

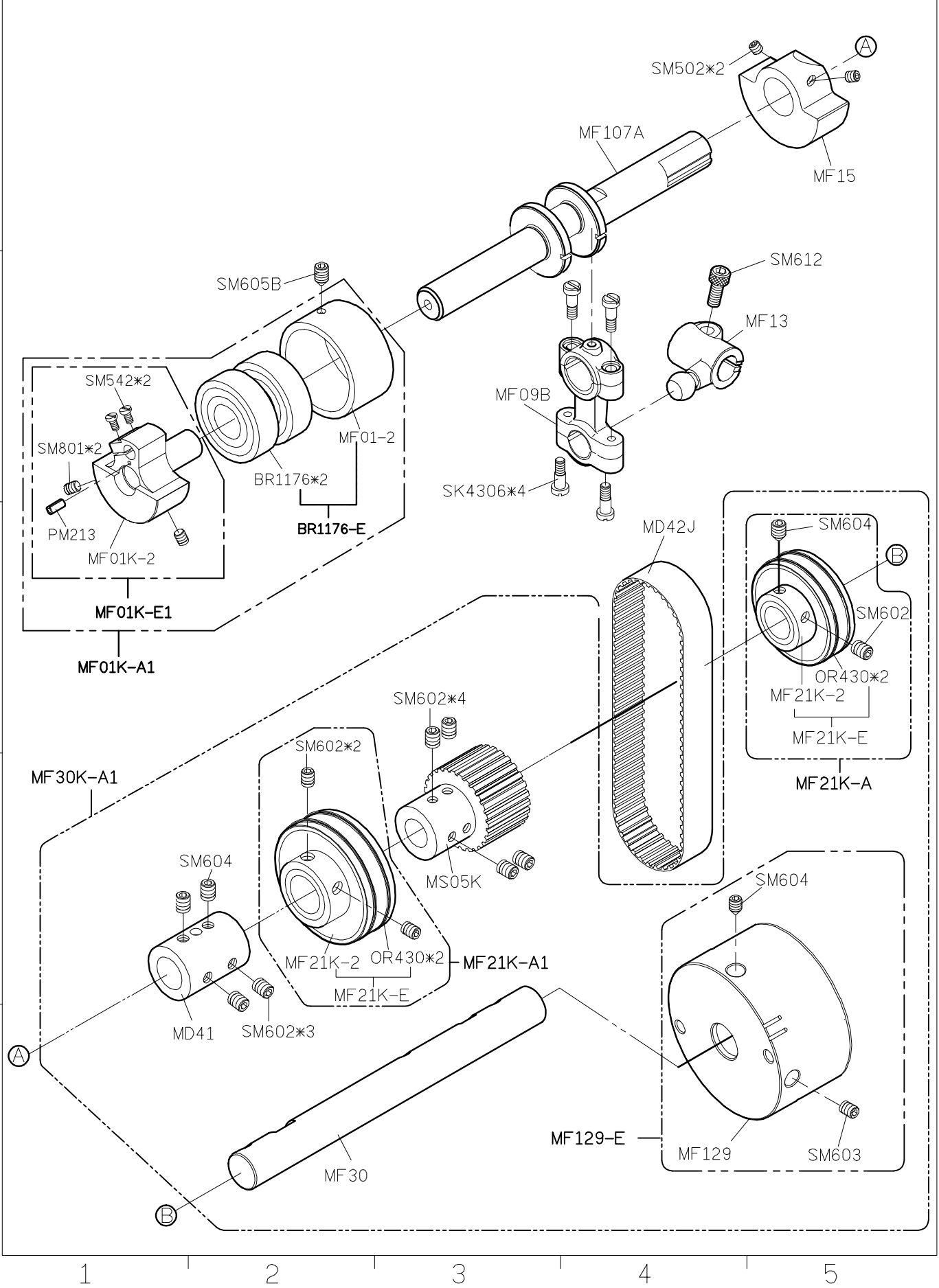
SiRUBA MODEL COMPARE LIST		Series			Remark				Page	Date
		C007K/C007KD C858K			W812 /W813 : 4rof teeth W812A/W813A : 5rof teeth				4 / 7	2016/9/7
										
MODEL		SUB-CLASS	NEEDLE CLAMP	NEEDLE PLATE	MAIN FEED DOG	DIFF. FEED DOG	PRESSER FOOT	SPREADER	LOOPER	NEEDLE
機 型		規 格	針 座	針 板	主送具	差送具	押 具	上 叉	勾 針	針 號
C007K(KD) C858K	W811A/CRL	232 240 248 356 364	M5232 M5240 M5248 M5356 M5364	E5232NL E5240NL E5248NL E5356NL E5364NL	D5356H	H5356NA	P2763-A P2764-A P2765-A P2766-A P2767-A	MH41		UYX128GAS#9
	U811A/CRL			P0963-A P0964-A P0965-A P0966-A P0967-A			—			
	W812/CRL			E5232MM E5240MM E5248MM E5356MM E5364MM		H5356MA	P2763-A P2764-A P2765-A P2766-A P2767-A	MH41		UYX128GAS#10
	U812/CRL			P0963-A P0964-A P0965-A P0966-A P0967-A			—			
	W812A/CRL			E5232NM E5240NM E5248NM E5356NM E5364NM		H5356NA	P2763-A P2764-A P2765-A P2766-A P2767-A	MH41		
	U812A/CRL			P0963-A P0964-A P0965-A P0966-A P0967-A			—			

SIRUBA MODEL COMPARE LIST		Series				Remark				Page	Date
		C007K/C007KD C858K				W812 /W813 : 4rof teeth W812A/W813A : 5rof teeth				5 / 7	2016/9/7
											
MODEL		SUB-CLASS	NEEDLE CLAMP	NEEDLE PLATE	MAIN FEED DOG	DIFF. FEED DOG	PRESSER FOOT	SPREADER	LOOPER	NEEDLE	
機 型		規 格	針 座	針 板	主送具	差送具	押 具	上 叉	勾 針	針 號	
C007K(KD) C858K	W813/CRL	232 240 248 356 364	M5232 M5240 M5248 M5356 M5364	E5232MH E5240MH E5248MH E5356MH E5364MH	D5356H	H5356MA	P2763-A P2764-A P2765-A P2766-A P2767-A	MH41	MT01	UYX128GAS#10	
	U813/CRL						P0963-A P0964-A P0965-A P0966-A P0967-A	—			
	W813A/CRL			E5232NH E5240NH E5248NH E5356NH E5364NH		H5356NA	P2763-A P2764-A P2765-A P2766-A P2767-A	MH41			
	U813A/CRL						P0963-A P0964-A P0965-A P0966-A P0967-A	—			
	W821/CRL/CHP/UTP/CL/RL			E5232ML E5240ML E5248ML E5356ML E5364ML		H5356MA	P2763-A P2764-A P2765-A P2766-A P2767-A	MH41		UYX128GAS#9	
	U821/CRL/CHP/UTP/CL/RL						P0963-A P0964-A P0965-A P0966-A P0967-A	—			

SIRUBA GAGE PARTS LIST		Series				Remark			Page	Date
		C007K/C007KD C858K							6 / 7	2016/9/7
										
MODEL		SUB-CLASS	NEEDLE CLAMP	NEEDLE PLATE	MAIN FEED DOG	DIFF. FEED DOG	PRESSER FOOT	SPREADER	LOOPER	NEEDLE
機 型		規 格	針 座	針 板	主送具	差送具	押 具	上 叉	勾 針	針 號
C007K(KD) C858K	W821A/CRL/CHP/UTP/CL/RL	232 240 248 356 364	M5232 M5240 M5248 M5356 M5364	E5232NL E5240NL E5248NL E5356NL E5364NL	D5356H	H5356NA	P2763-A P2764-A P2765-A P2766-A P2767-A	MH41	MT01	UYX128GAS#9
	U821A/CRL/CHP/UTP/CL/RL						P0963-A P0964-A P0965-A P0966-A P0967-A	—		
	W822/CRL/CHP/UTP/CL/RL			E5232MM E5240MM E5248MM E5356MM E5364MM		H5356MA	P2763-A P2764-A P2765-A P2766-A P2767-A	MH41	MT01	UYX128GAS#10
	U822/CRL/CHP/UTP/CL/RL						P0963-A P0964-A P0965-A P0966-A P0967-A	—		
	W822A/CRL/CHP/UTP/CL/RL			E5232NM E5240NM E5248NM E5356NM E5364NM		H5356NA	P2763-A P2764-A P2765-A P2766-A P2767-A	MH41		
	U822A/CRL/CHP/UTP/CL/RL						P0963-A P0964-A P0965-A P0966-A P0967-A	—		

SIRUBA GAGE PARTS LIST		Series				Remark			Page	Date
		C007K/C007KD C858K							7/7	2016/9/7
										
MODEL		SUB-CLASS	NEEDLE CLAMP	NEEDLE PLATE	MAIN FEED DOG	DIFF. FEED DOG	PRESSER FOOT	SPREADER	LOOPER	NEEDLE
機 型		規 格	針 座	針 板	主送具	差送具	押 具	上 叉	勾 針	針 號
C007K(KD) C858K	W823/CRL/CHP/UTP/CL/RL	232 240 248 356 364	M5232 M5240 M5248 M5356 M5364	E5232MH E5240MH E5248MH E5356MH E5364MH	D5356H	H5356MA	P2763-A P2764-A P2765-A P2766-A P2767-A	MH41	MT01	UYX128GAS#10
	U823/CRL/CHP/UTP/CL/RL						P0963-A P0964-A P0965-A P0966-A P0967-A	—		
	W823A/CRL/CHP/UTP/CL/RL			E5232NH E5240NH E5248NH E5356NH E5364NH		H5356NA	P2763-A P2764-A P2765-A P2766-A P2767-A	MH41		
	U823A/CRL/CHP/UTP/CL/RL						P0963-A P0964-A P0965-A P0966-A P0967-A	—		
	W922/CW	456 460 464	M5456K M5460K M5464K	E5456KM E5460KM E5464KM	D5456K	H5456KA-E	P5456K-A P5460K-A P5464K-A	MH41	MT01B	SM1014B#10

SiRUBA PARTS LIST	Series	Parts Group	Subclass / Remark	Page
	C007K/C007JP /C007KP/C858K	MF-K		1/1
				Date
				2024/7/11



SIRUBA PARTS LIST	Series	Parts Group	Subclass / Remark	Page
	C007K/C007KD C007KP/C858K	MG-K		1/1
				Date
				2021/7/19

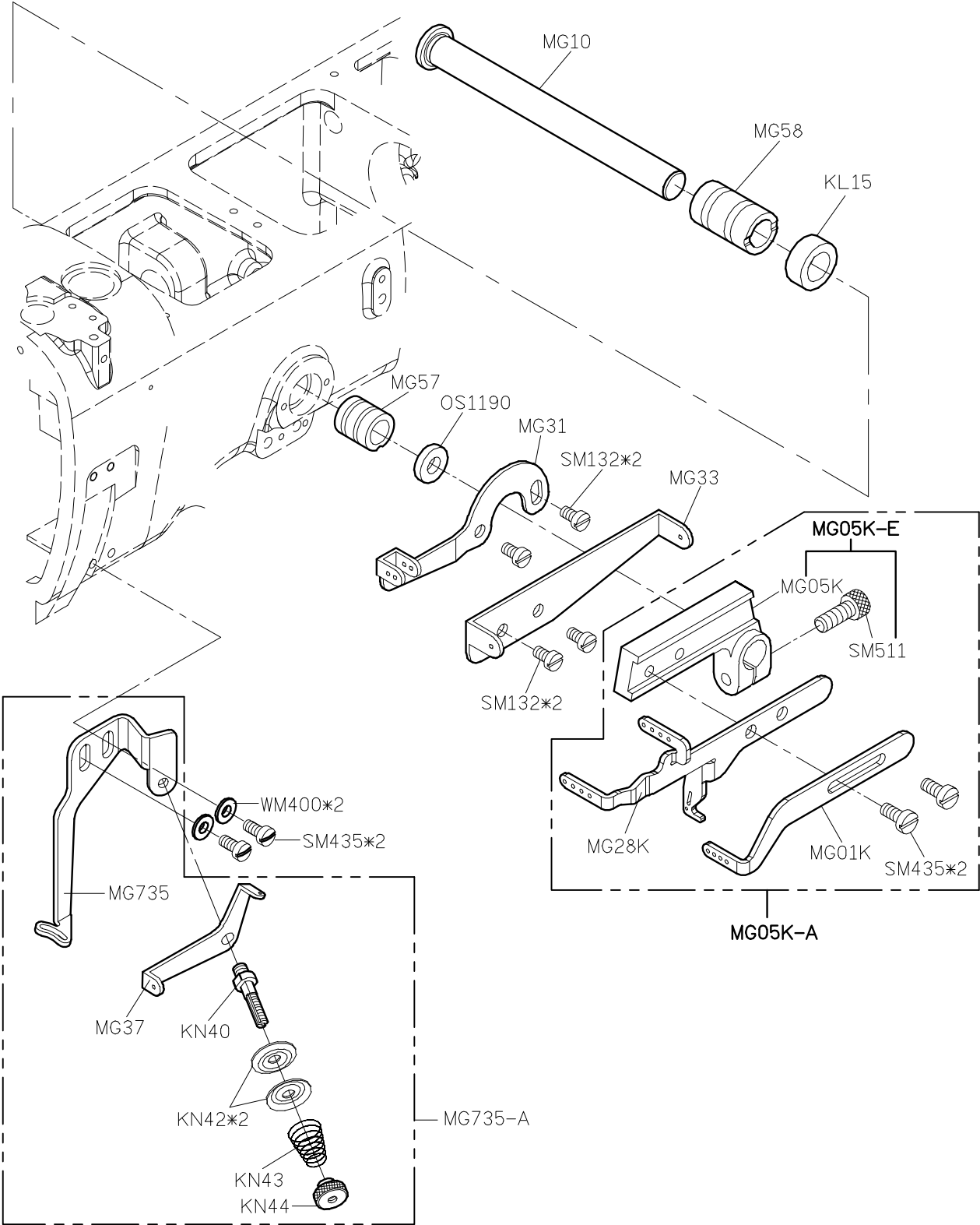
A

B

C

D

E



1

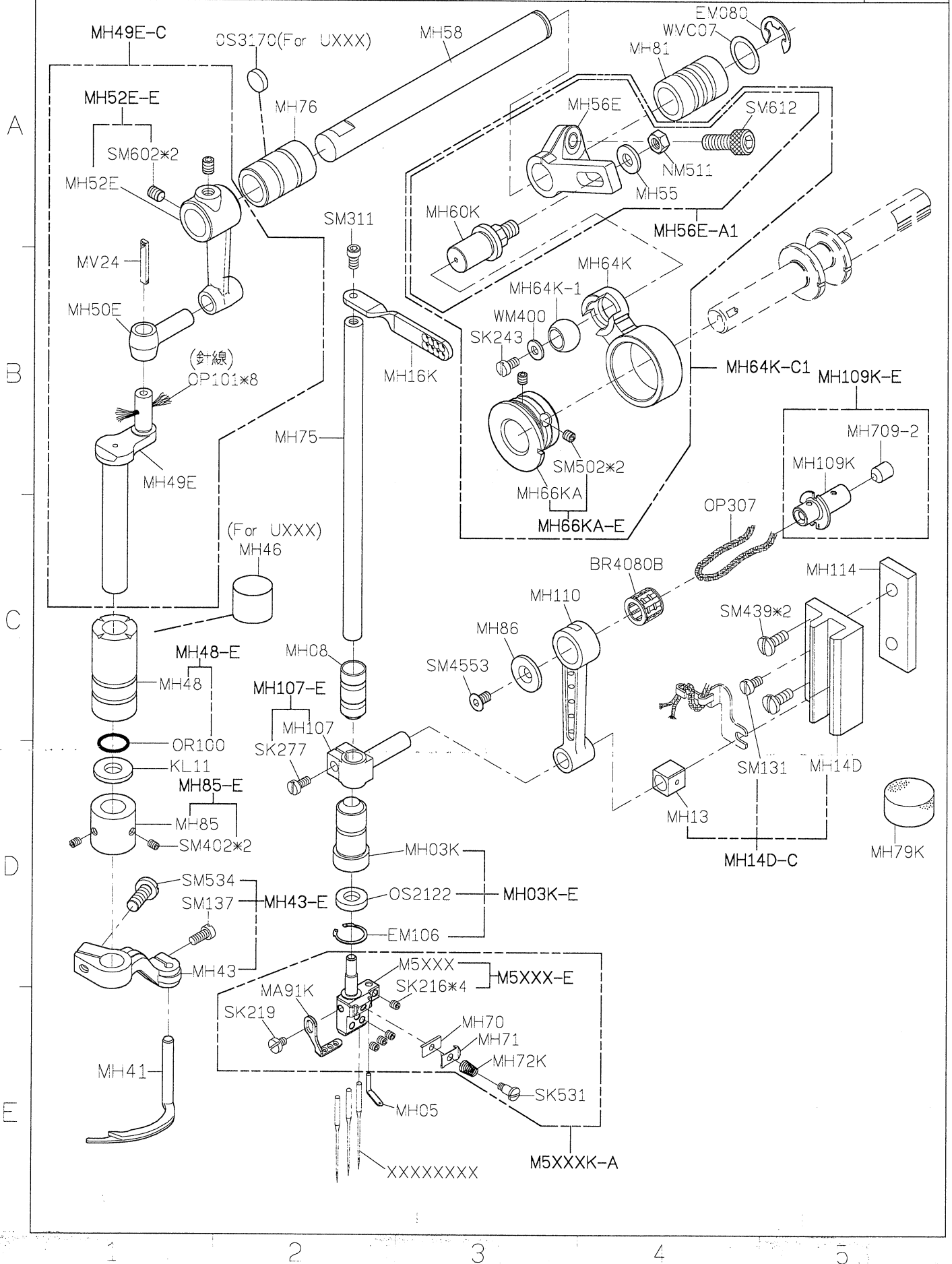
2

3

4

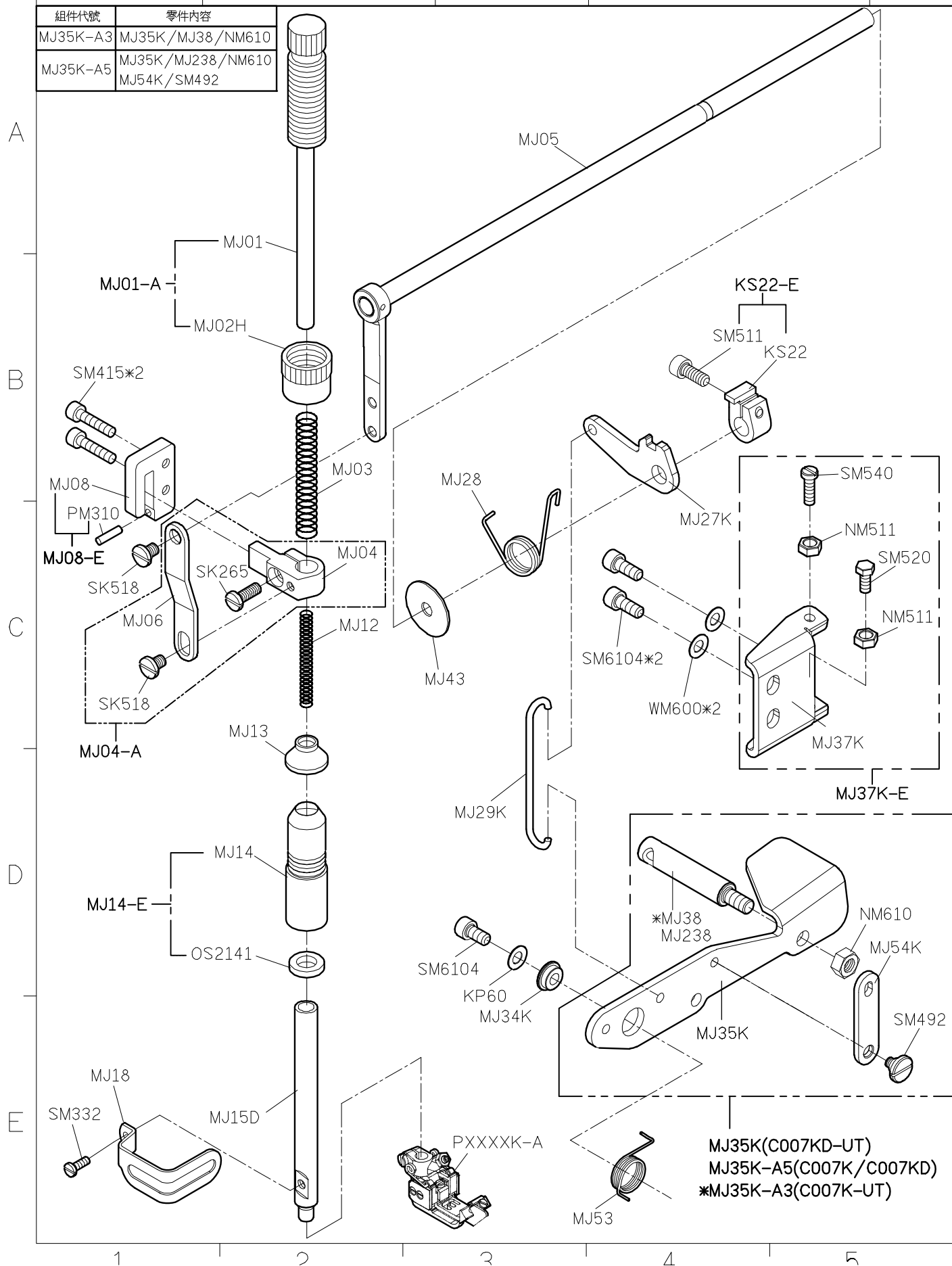
5

SIRUBA PARTS LIST	Series	Parts Group	Subclass / Remark	Page
	C007K/C007KD C007JP/C858K	MH-K		1/1
				Date
				2019/9/16

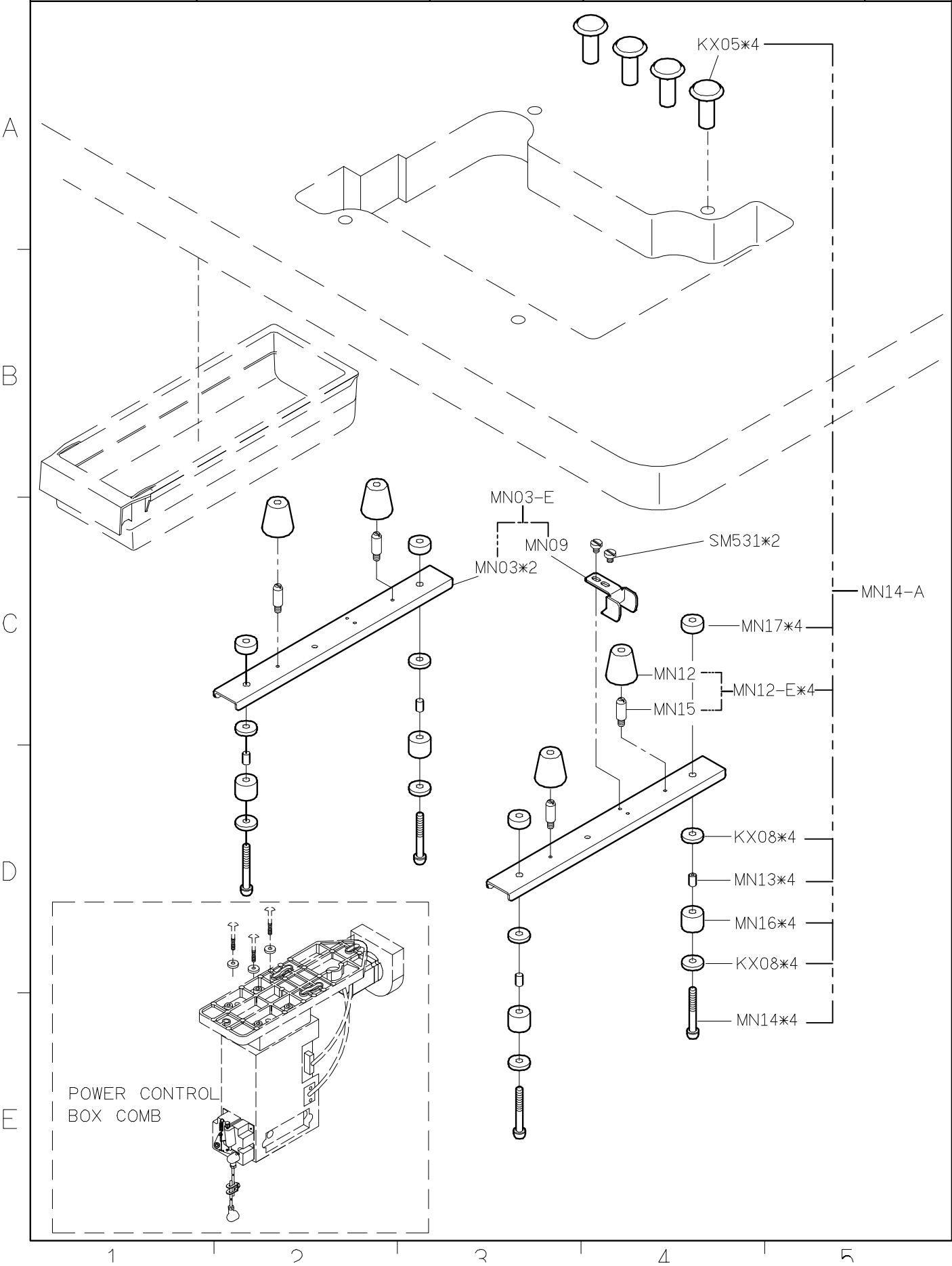


SIRUBA PARTS LIST	Series	Parts Group	Subclass / Remark	Page
	C007K/C007KD	MJ-K		1/1
	C007JP/C007KP			Date
				2022/12/20

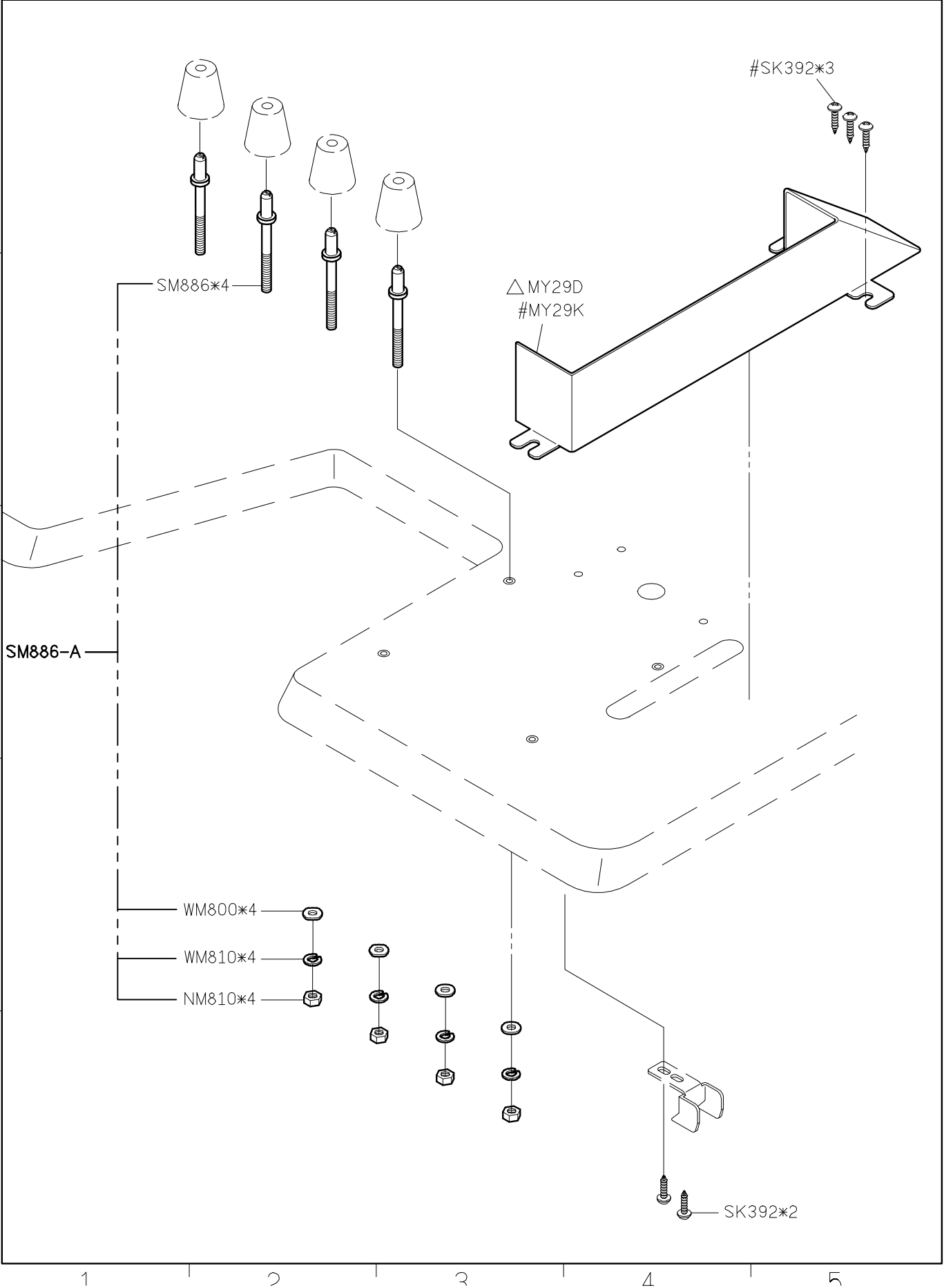
組件代號	零件內容
MJ35K-A3	MJ35K/MJ38/NM610
MJ35K-A5	MJ35K/MJ238/NM610
	MJ54K/SM492



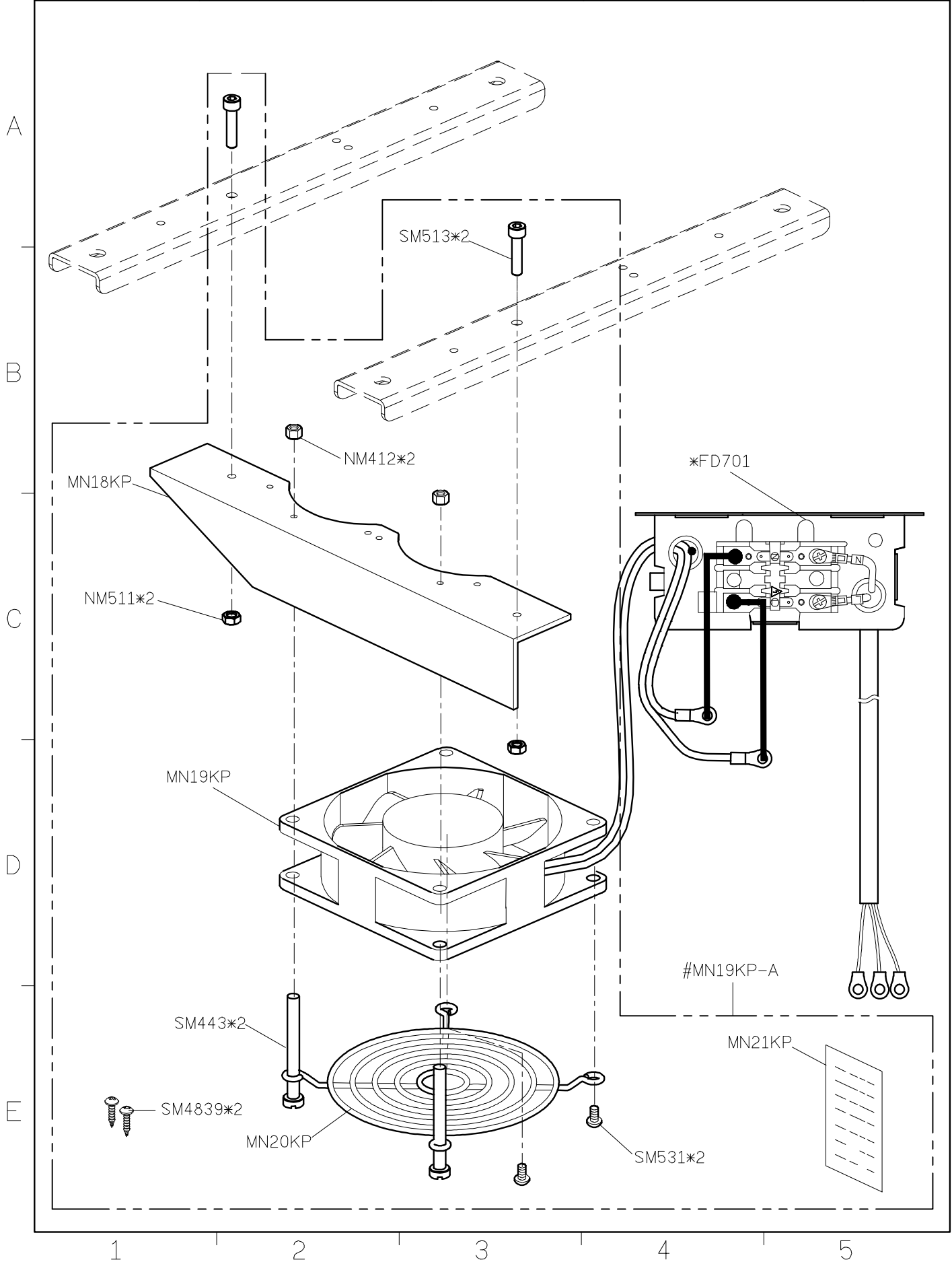
SIRUBA PARTS LIST	Series	Parts Group	Subclass / Remark	Page
	C007K/C007KD	MN-K		1/3
	C007JP/C007KP			Date
	C858K			2019/08/08



SIRUBA PARTS LIST	Series	Parts Group	Subclass / Remark	Page
	C007K/C007KD	MN-K	△ Use for C007JP	2/3
	C007JP/C007KP			Date
	C858K			2019/08/08



SIRUBA PARTS LIST	Series	Parts Group	Subclass / Remark	Page
	C007KP	MN-K	*Use For Direct-Drive Motor (P牌 /U牌) #For Option	3/3
				Date 2020/4/28

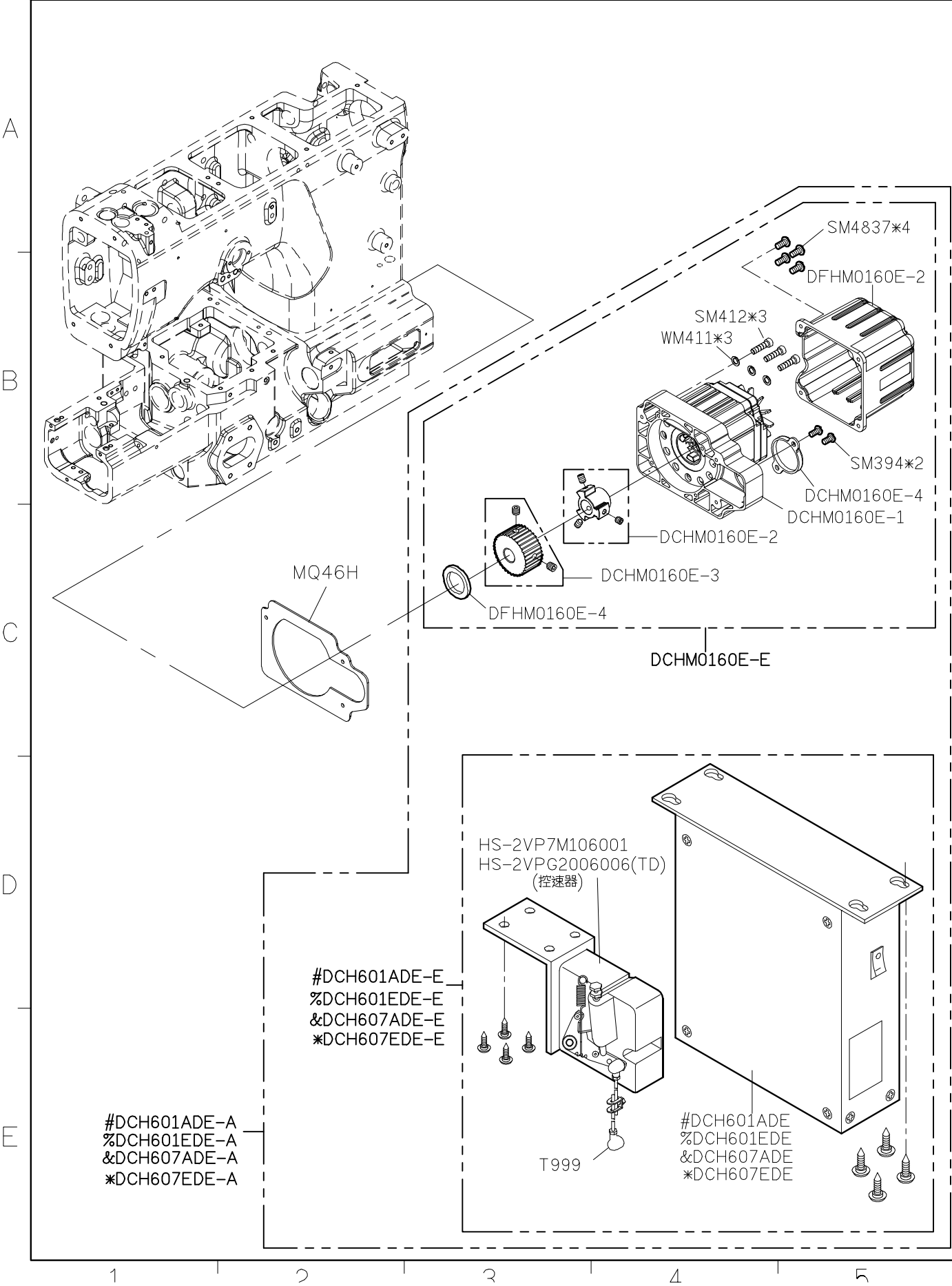


SIRUBA PARTS LIST	Series	Parts Group	Subclass / Remark	Page
	C007K/C007KD	MQ-K	@ For C858KD	1/7
	C007KP/C858KD			Date
				2024/1/4

The diagram illustrates the exploded view of the MQ-K assembly, showing the following components and their assembly sequence:

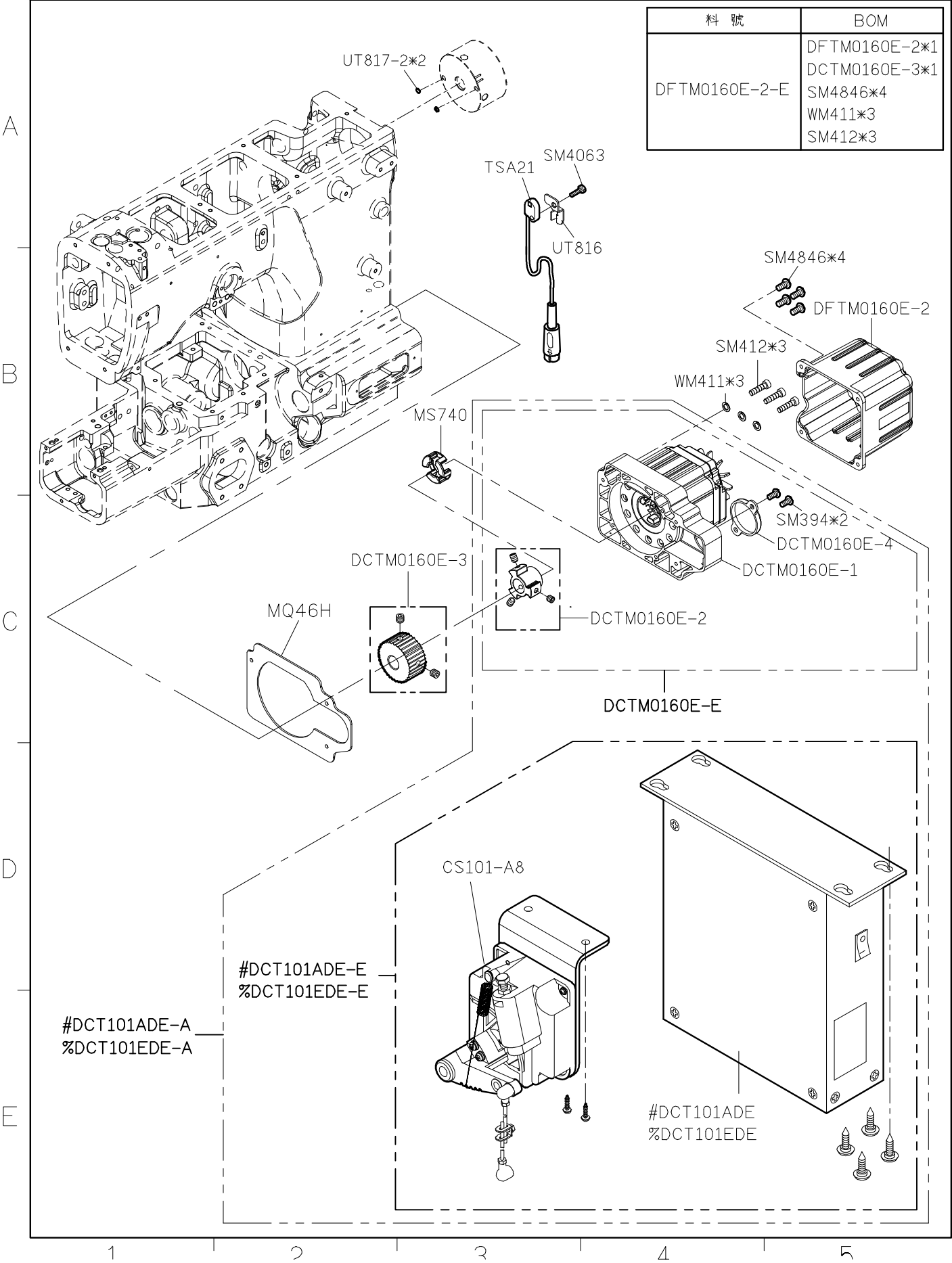
- Top Cover:** MQ101, SM435*3, SM461*8, MQ04K, MQ05K, PP6190, PP2076, OS3150, PP2076, MB08KA, KA33*2, SM160*2, E5XXX, PP3290, UT817-2*2, MQ35K, PM401, SK714, MQ32K, MQ33K, MQ35K-A.
- Base Plate:** MA15E, MA24, SM630*6, MQ04K, MQ05K, PP6190, PP2076, OS3150, PP2076, MB08KA, KA33*2, SM160*2, E5XXX, PP3290, UT817-2*2, MQ35K, PM401, SK714, MQ32K, MQ33K, MQ35K-A.
- Internal Components:** SM435*3, SM4401*4, @MR110, @SM443*3, @MR112, KA33*2, KC306L, SM910*4, PM510*2, SM410, SR131K, SR110K, KN43, KN40, KN42*2, KN44, KN40-A, SR131K-A, OS3200*2, MQ738*2, SM151*3, MQ11K, SM424, MZ03K-1, SM438, SM132, MA19K, NM410, SM5051*2, SM447*2, MQ34K, WM500, MQ12K, PP1051JK, SM474, MQ13K, SM401, KP46, SM512*2, SM431*2, MQ27K.
- Assembly Sequence:** 1, 2, 3, 4, 5.

SIRUBA PARTS LIST	Series	Parts Group	Subclass / Remark	Page
	C007KD/C007KP	MQ-K	For Direct-Drive Motor (H牌)	2/7
			#For Pneumatic Automatic	Date
			%For Electric Automatic &For Pneumatic Automatic(TD) *For Electric Automatic(TD)	2024/1/4

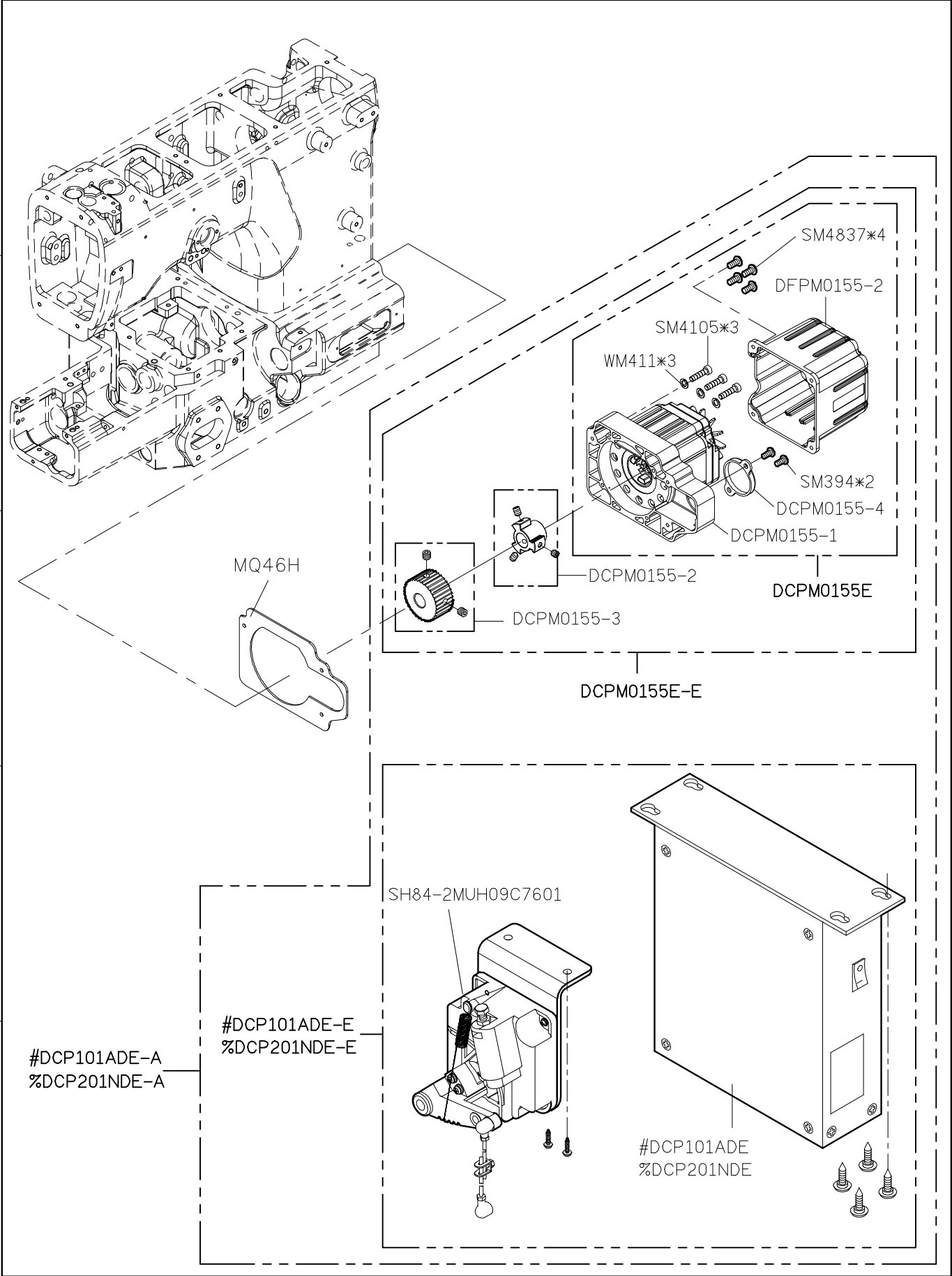


SIRUBA PARTS LIST	Series	Parts Group	Subclass / Remark	Page
	C007KD/C007KP	MQ-K	For Direct-Drive Motor (T牌) #For Pneumatic Automatic %For Electric Automatic	3/7
				Date
				2024/1/4

料 號	BOM
DFTM0160E-2-E	DFTM0160E-2*1
	DCTM0160E-3*1
	SM4846*4
	WM411*3
	SM412*3



<div>SIRUBA</div> <div>PARTS LIST</div>	Series	Parts Group	Subclass / Remark	Page
	C007KD/C007KP	MQ-K	For Direct-Drive Motor(P牌) #For Pneumatic Automatic %For Electric Automatic	4/7
				Date
				2024/1/4



1

2

3

4

5

<div> <div>SIRUBA</div> <div>PARTS LIST</div> </div>	Series	Parts Group	Subclass / Remark	Page
	C007KD/C007KP	MQ-K	For Direct-Drive Motor(U牌)	5/7
				Date
				2024/1/4

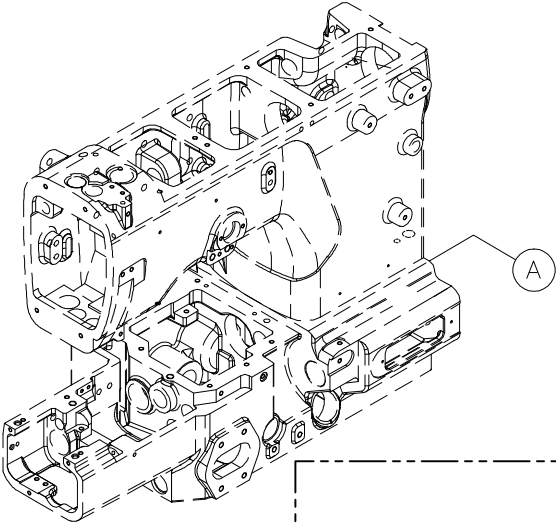
A

B

C

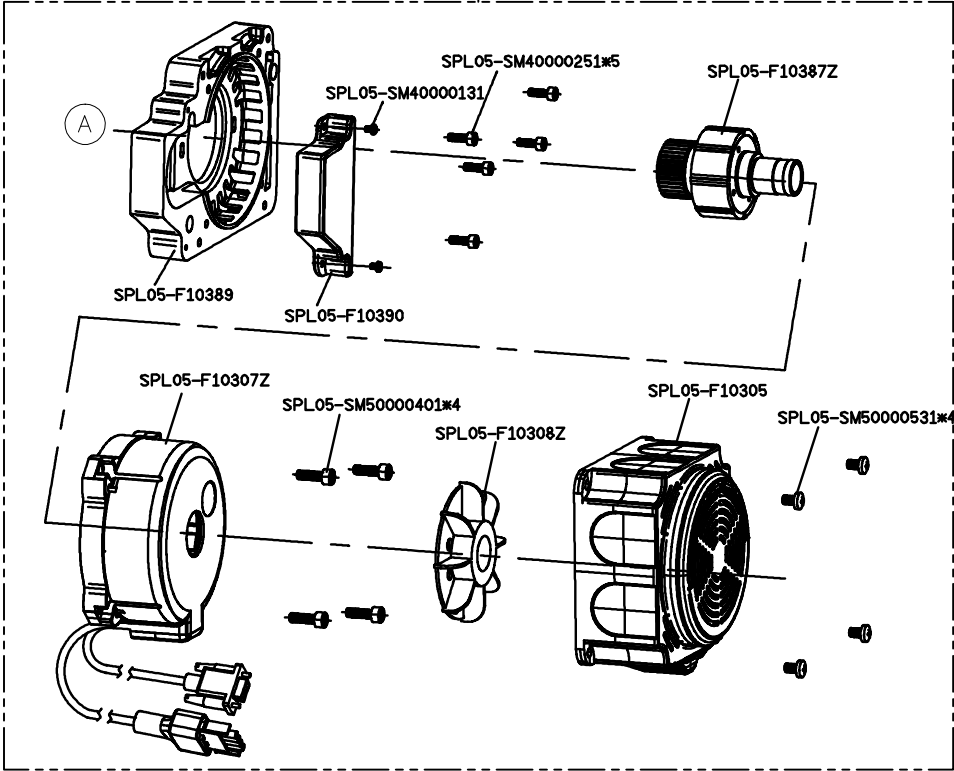
D

E

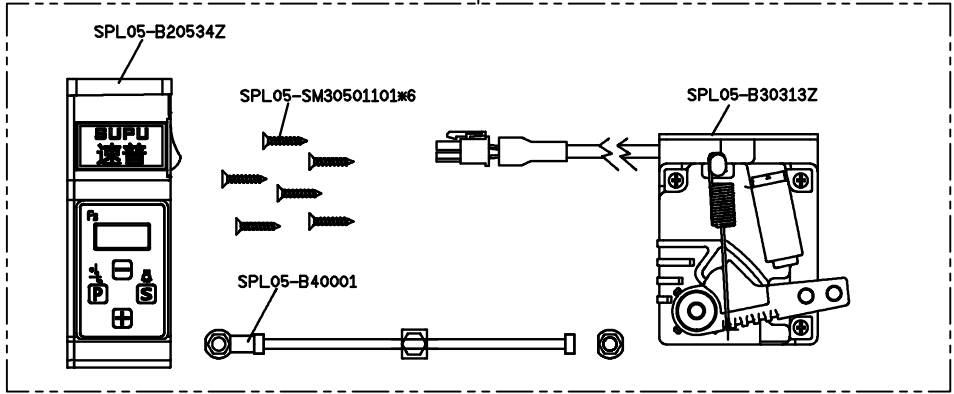


DCU501NDE-A

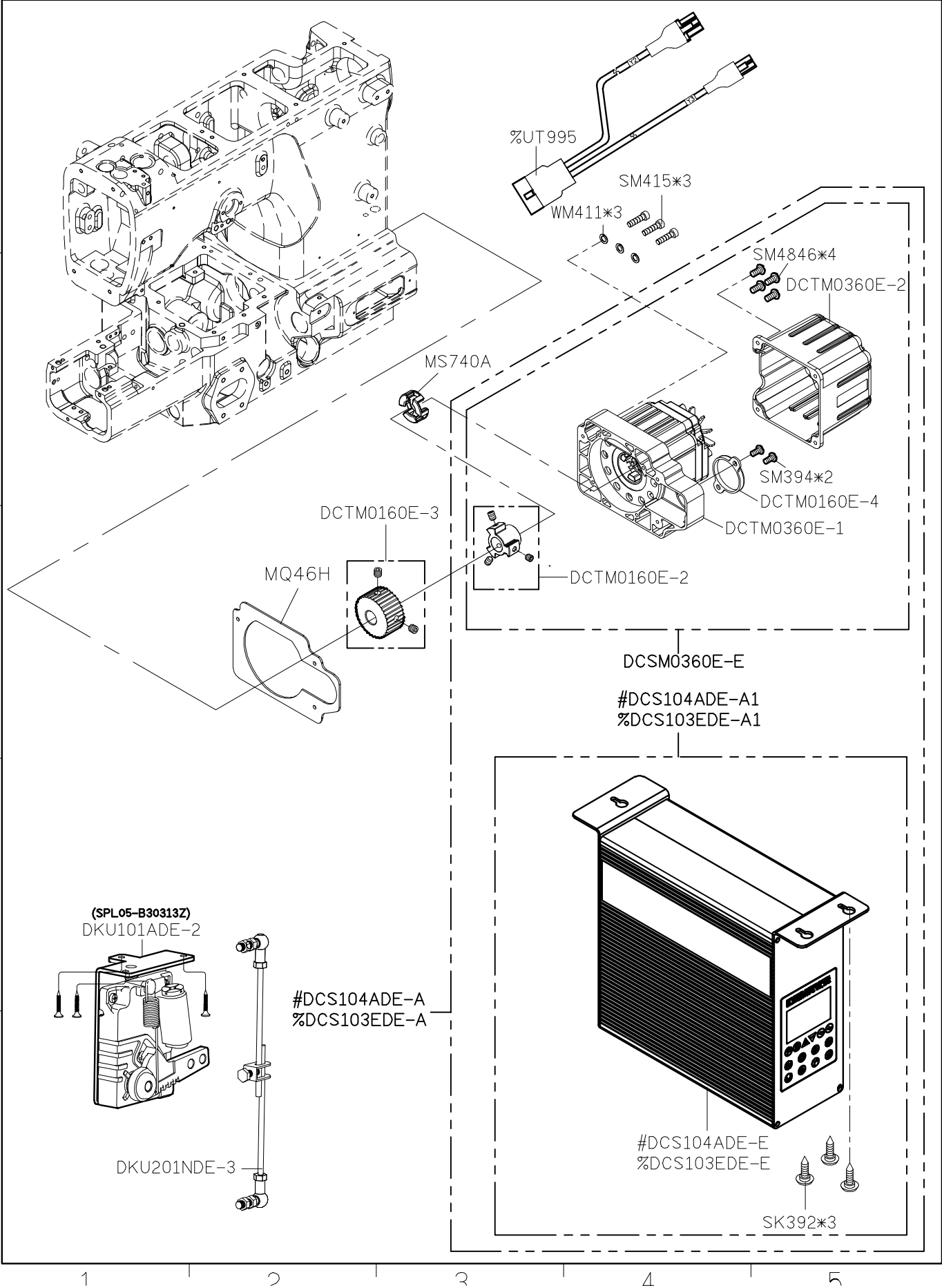
DCUM0155E-E



DCU501NDE-E



<div>SIRUBA</div> <div>PARTS LIST</div>	Series	Parts Group	Subclass / Remark	Page
	C007KD/C007KP	MQ-K	For Direct-Drive Motor #For Pneumatic Automatic %For Electric Automatic	6/7
				Date
				2024/1/4



<div>SIRUBA</div> <div>PARTS LIST</div>	Series	Parts Group	Subclass / Remark	Page
	C858KD	MQ-K		7/7
				Date
				2024/3/14

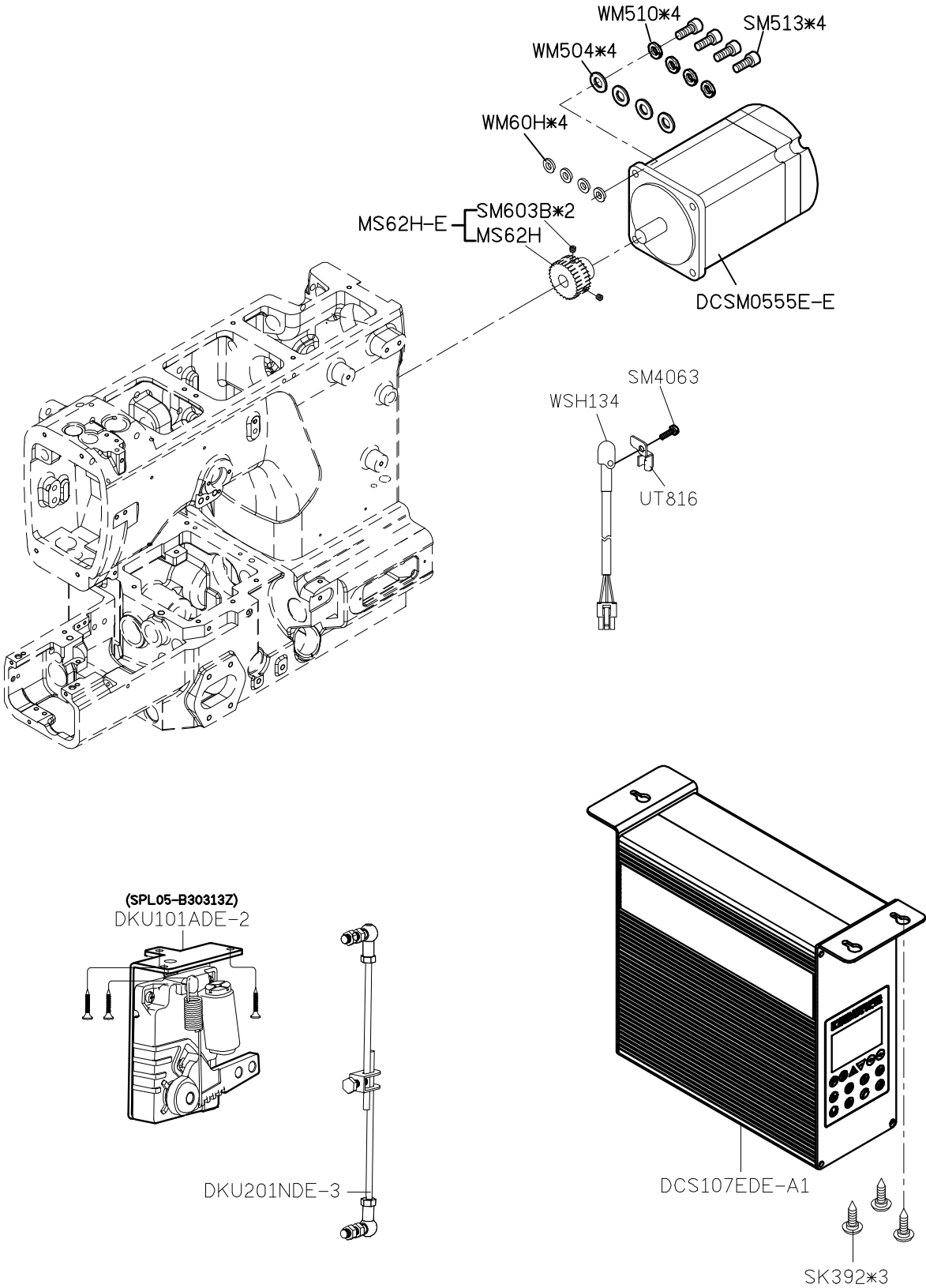
A

B

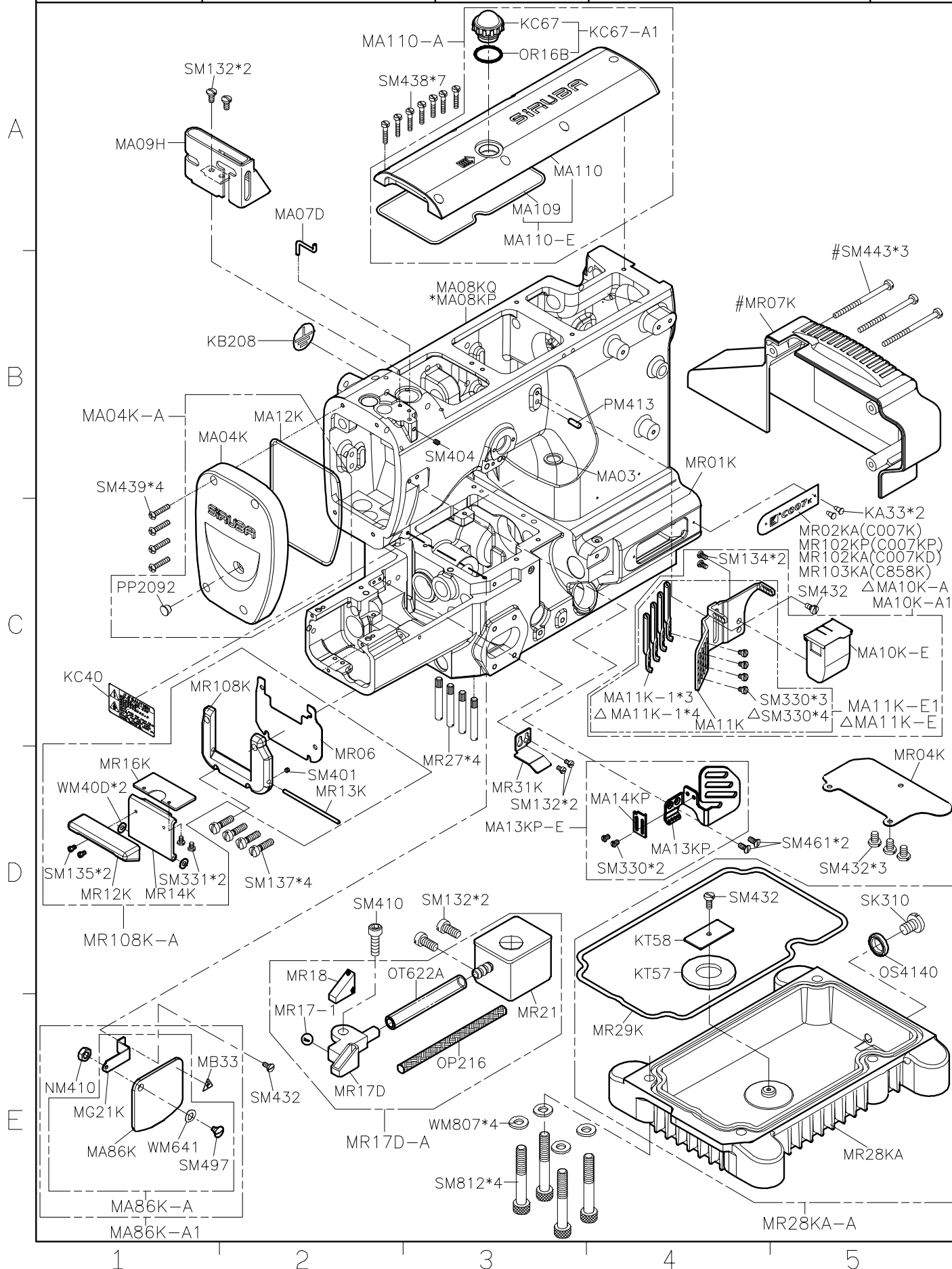
C

D

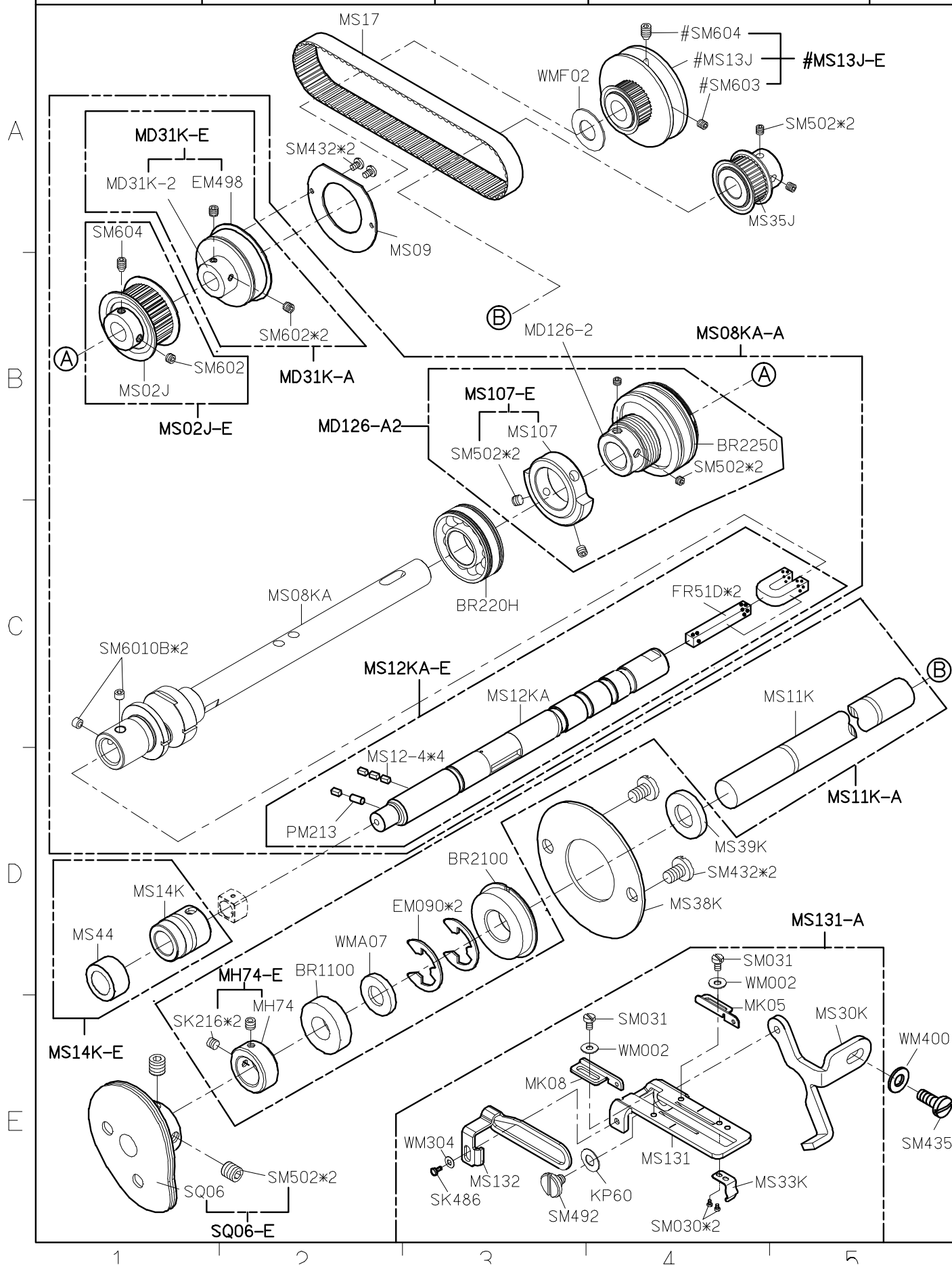
E



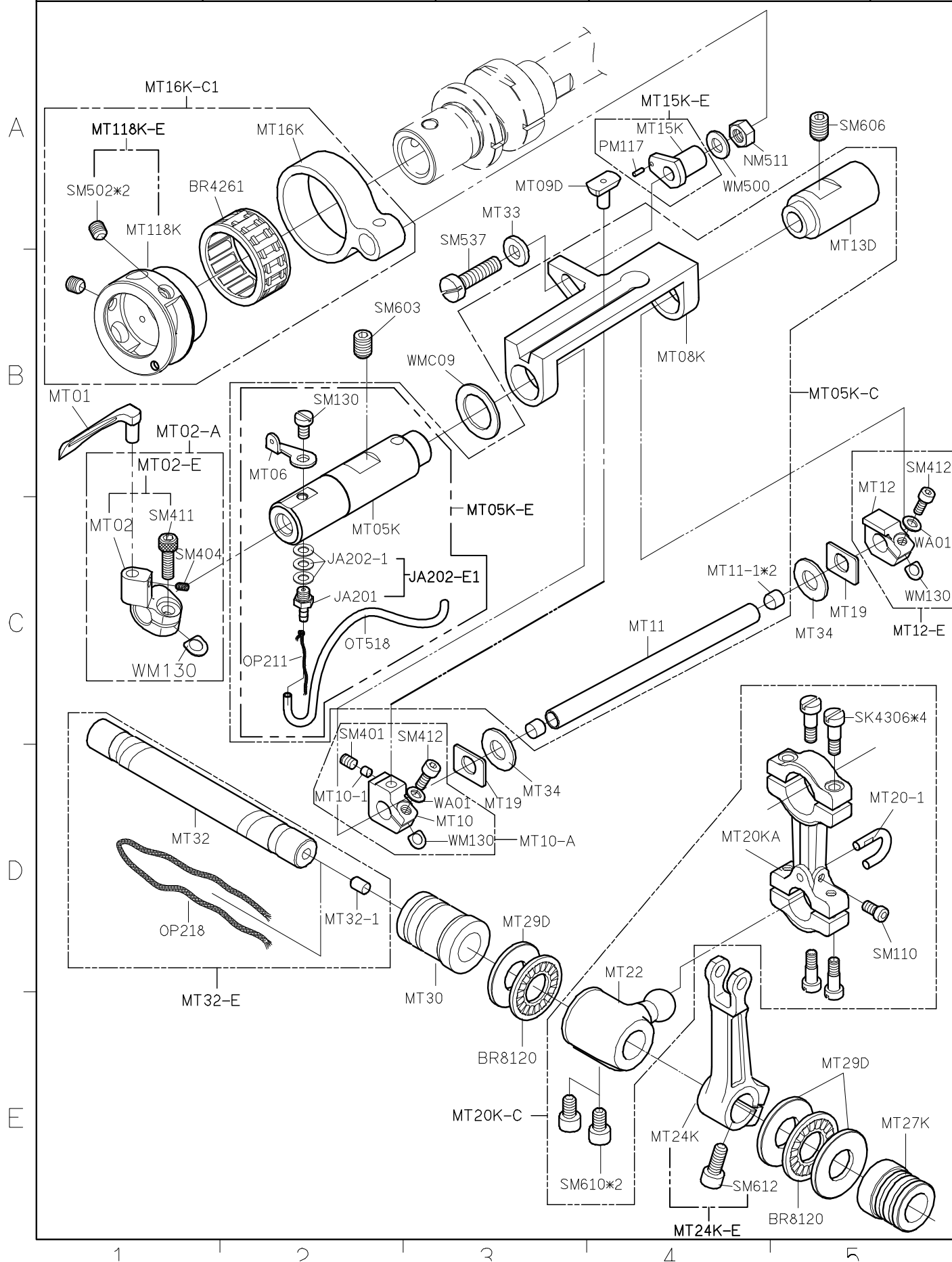
SIRUBA PARTS LIST	Series	Parts Group	Subclass / Remark	Page
	C007K/C007KP C007KD/C858K	MR	△ : Use for CW	1/1
			# : Use for C007K/C858K	Date
			* : Use for C007KP	2024/7/30



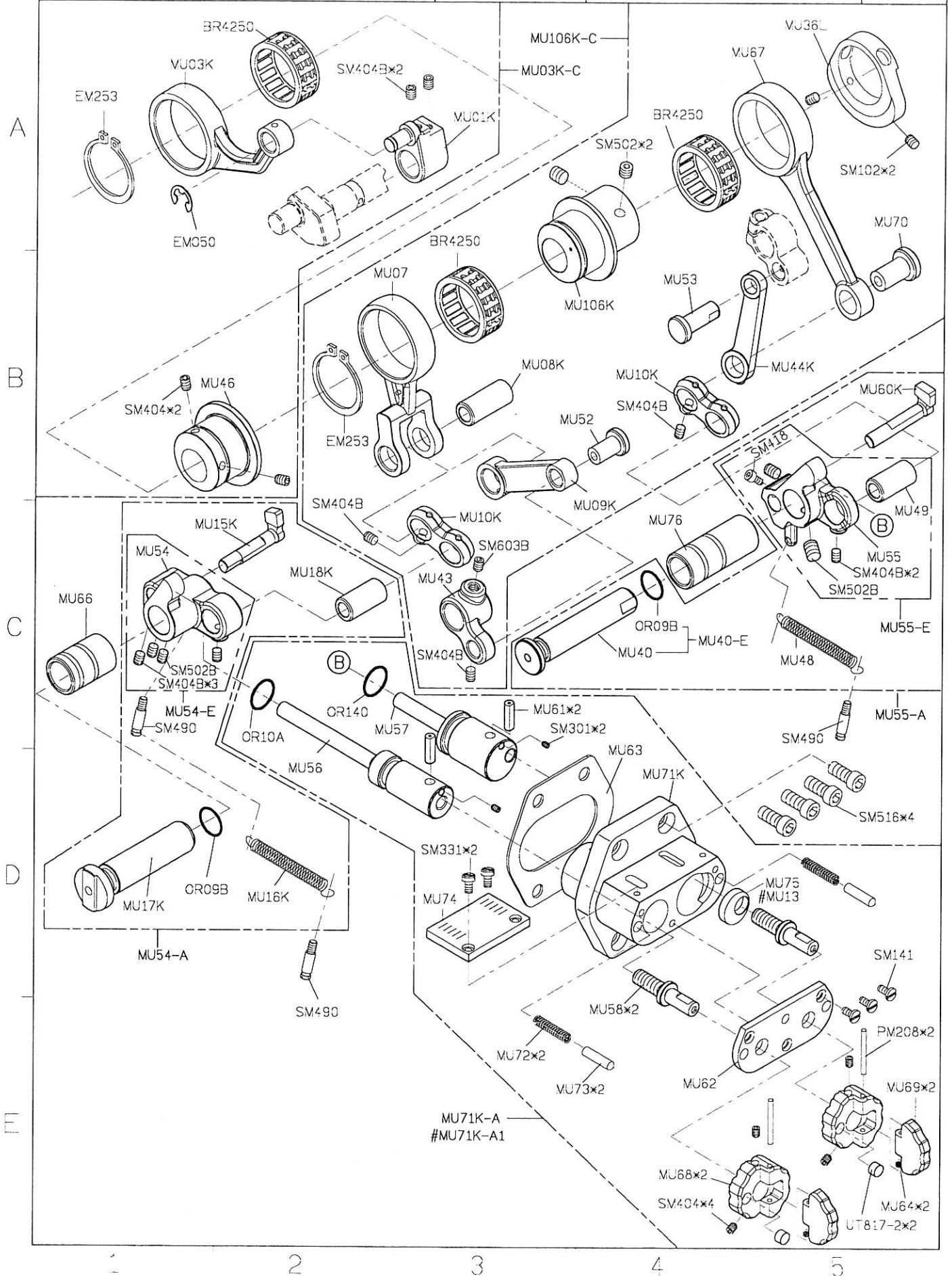
SIRUBA PARTS LIST	Series	Parts Group	Subclass / Remark	Page
	C007K/C007KD C858K	MS	# : Use for C007K/C858K	1/1
				Date
				2019/11/12



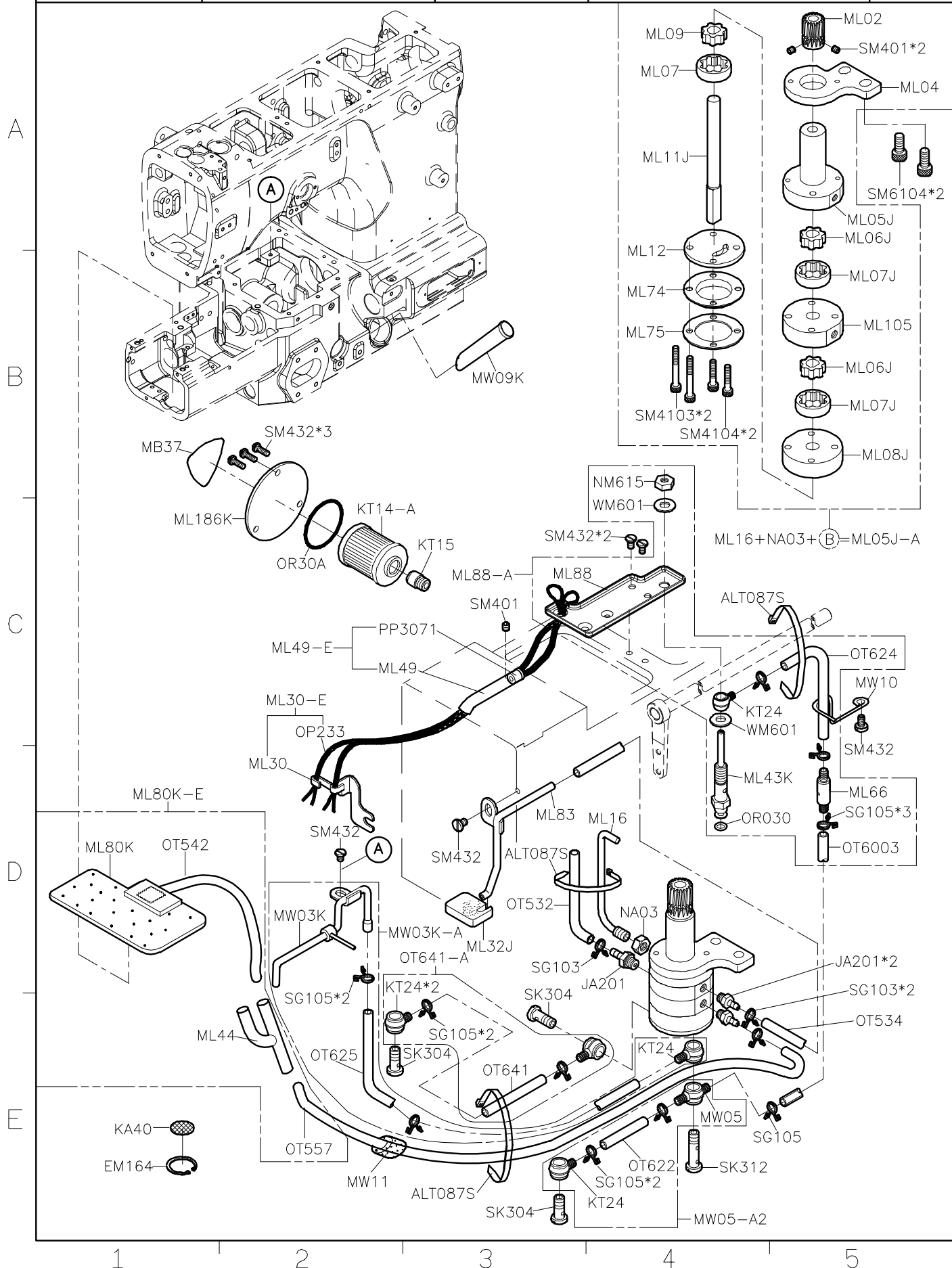
SIRUBA PARTS LIST	Series	Parts Group	Subclass / Remark	Page
	C007K/C007KD C858K	MT-K		1/1
				Date
				2020/9/7



SiRUBA PARTS LIST	Series	Parts Group	Subclass / Remark	Page
	C007K/C007KD C007KP/C858K	MU-K	# : Use for CR/CRL	1/1
				Date
				2018/10/16



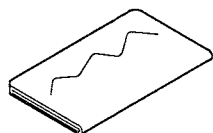
SIRUBA PARTS LIST	Series	Parts Group	Subclass / Remark	Page
	C007K/C007KD C858K	MW-K		1/1
				Date
				2020/10/29



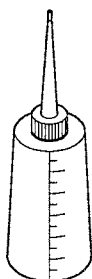
SIRUBA PARTS LIST	Series	Parts Group	Subclass / Remark	Page
	C007K/C007KD C007KP/C858K	MY-K		1/1
				Date
				2021/01/12

A

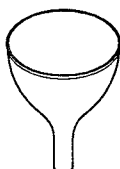
MY01



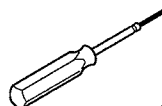
KY03



KY04



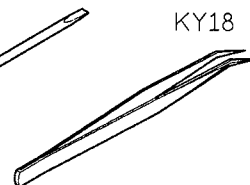
KY14



LY33



KY18



B

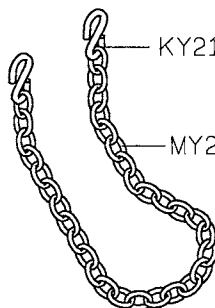
針*4



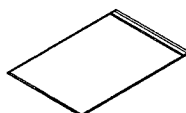
MY21-E

KY21-1

MY21



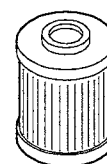
KY201JK



KZ03

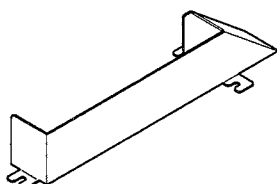


KT14-A

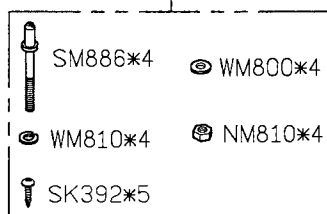


C

MY29K(C007K/C858K)



SM886-A(C007K/C858K)



SM886-A1(C007KD/C007KP)



D

E

1

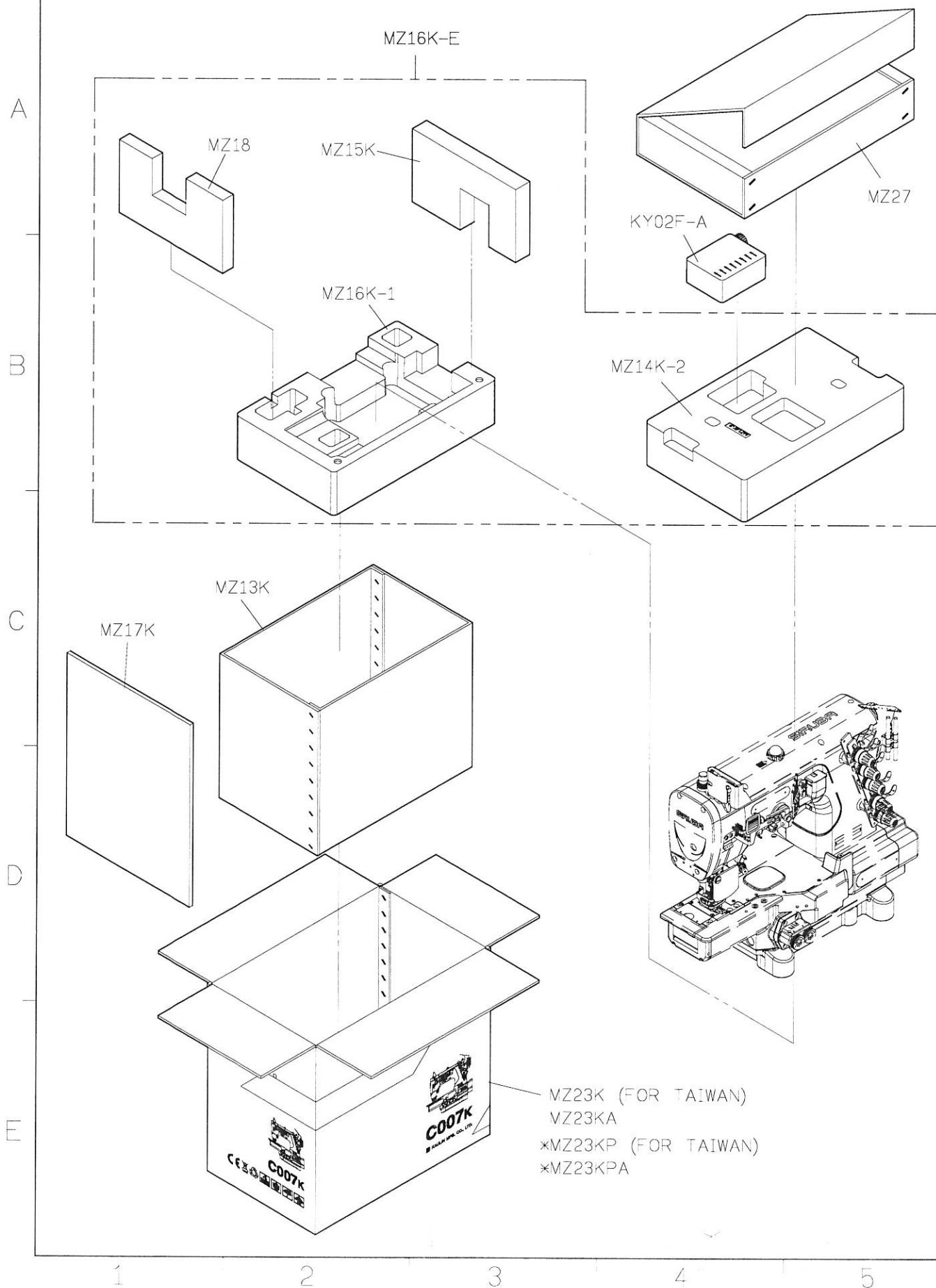
2

3

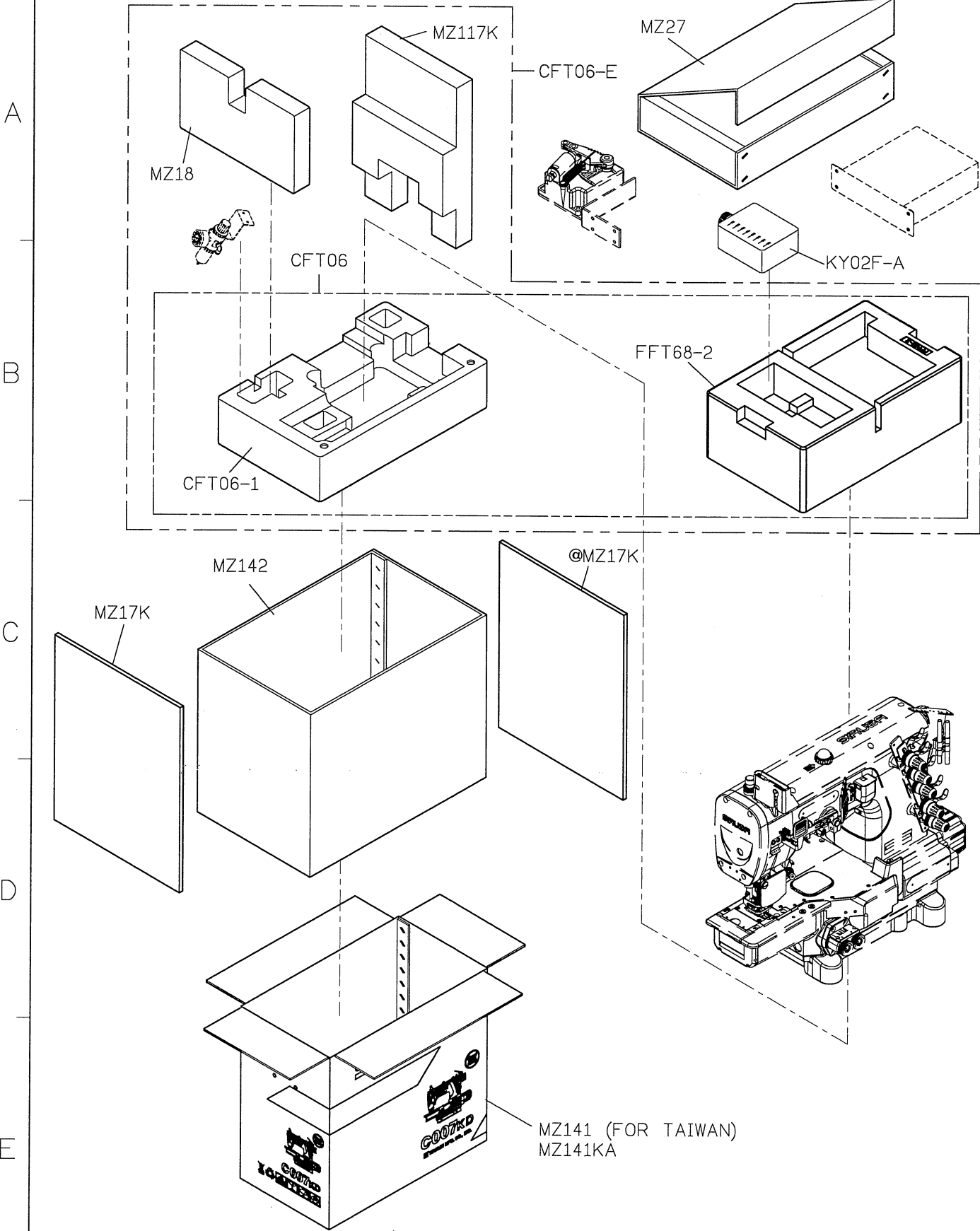
4

5

SIRUBA PARTS LIST	Series	Parts Group	Subclass / Remark	Page
	C007K C007KP	MZ-K	* For C007KP	1/2
				Date
				2019/06/12



SIRUBA PARTS LIST	Series	Parts Group	Subclass / Remark	Page
	C007KD	MZ-K	@: Use for Drive Motor+UT	2/2
				Date
				2018/07/23



SIRUBA PARTS LIST	Series	Parts Group	Subclass / Remark	Page
	C007K/C007L	KW		1/1
	C007KP/F007K			Date
	S007K/U007			2020/8/18

KW01E-A

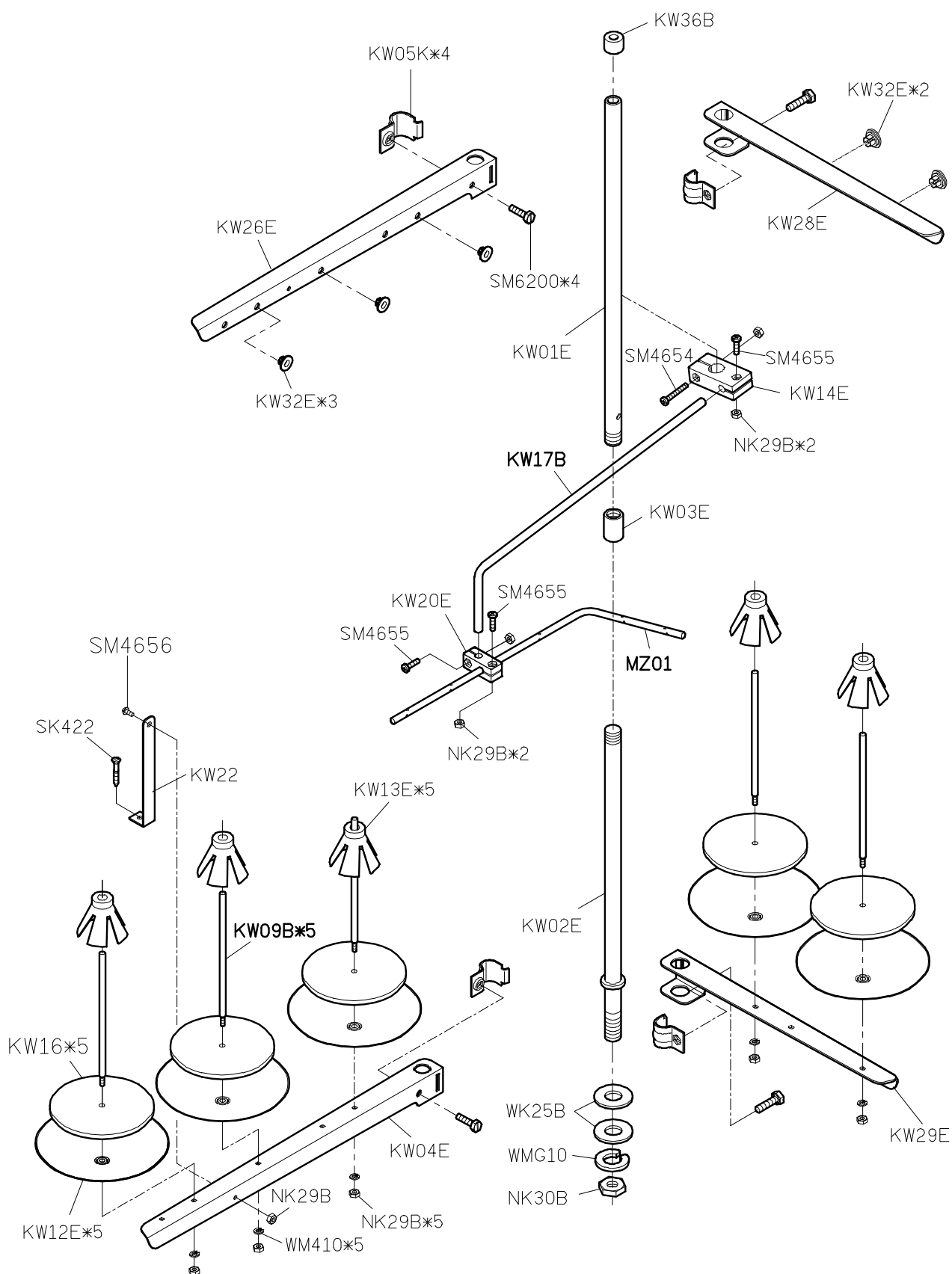
A

B

C

D

E



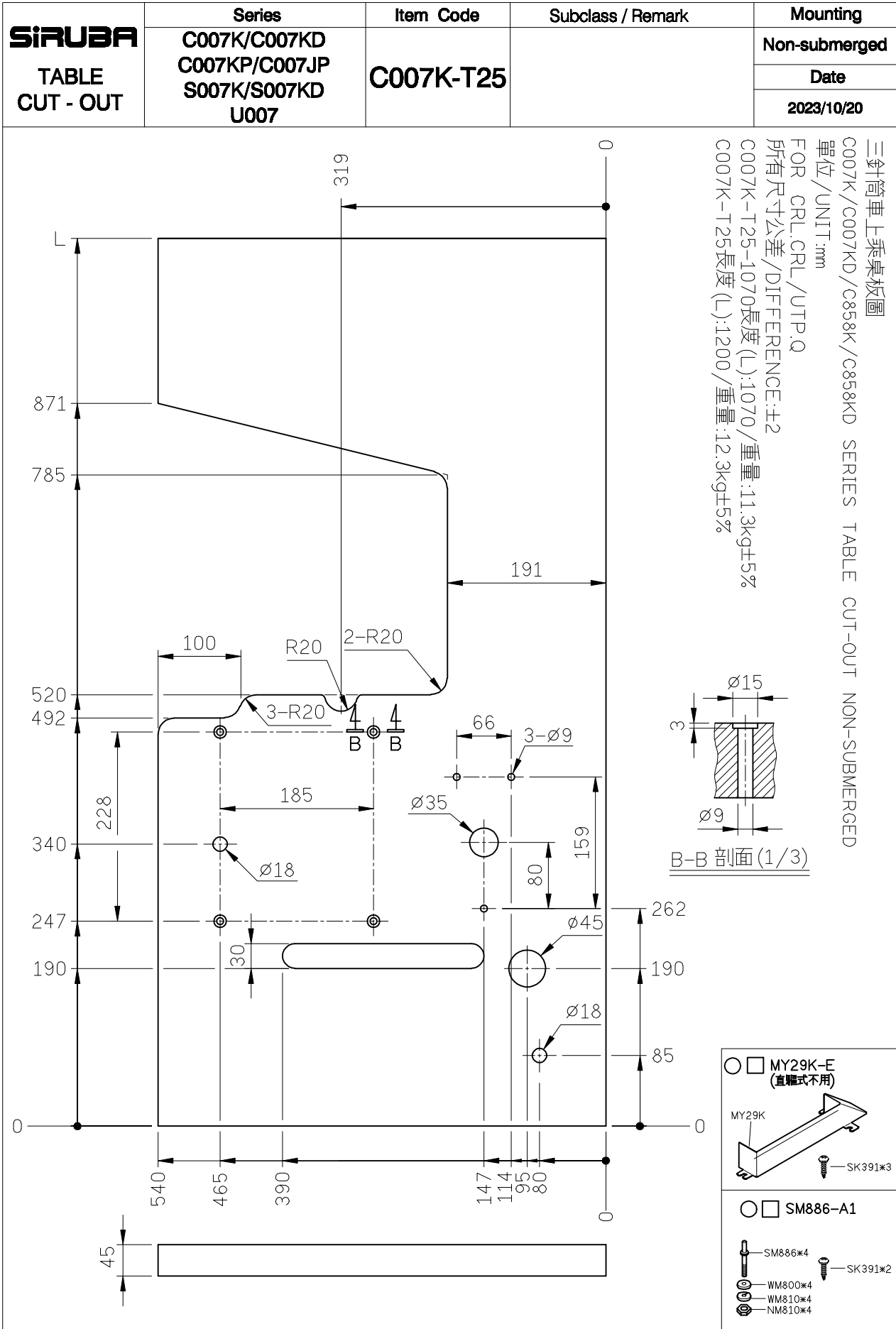
1

2

3

4

5



SiRUBA TABLE CUT - OUT	Series	Item Code	Subclass / Remark	Mounting
	C007J/C007K	C007-T30		Non-submerged
				Date
				2016/10/03

三針筒車上乘桌板圖

C007J/C007K SERIES TABLE CUT-OUT NON-SUBMERGED

單位/UNIT:mm

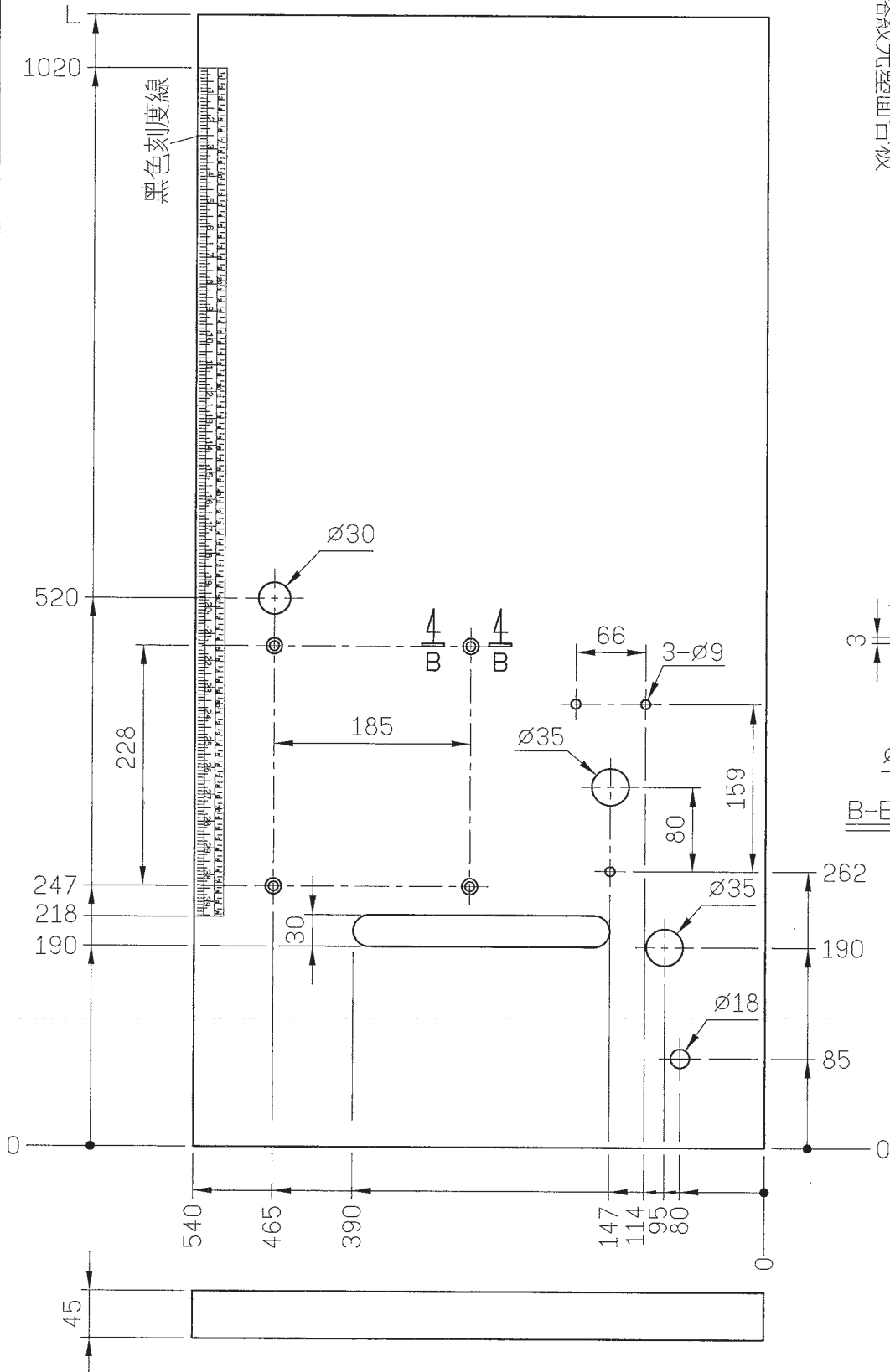
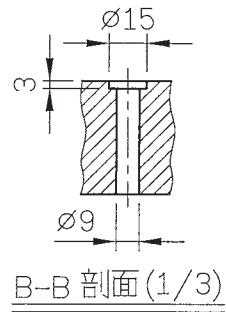
FOR 印度客戶使用

所有尺寸公差/DIFFERENCE:±2

C007-T30-1070長度(L):1070/重量:11.3kg±5%

C007-T30長度(L):1200/重量:12.3kg±5%

全封邊灰格紋光塑面台板



SIRUBA

TABLE
CUT - OUT

Series

C007K/S007K

Item Code

C007K-T32

Subclass / Remark

F0r all belt type series
machines

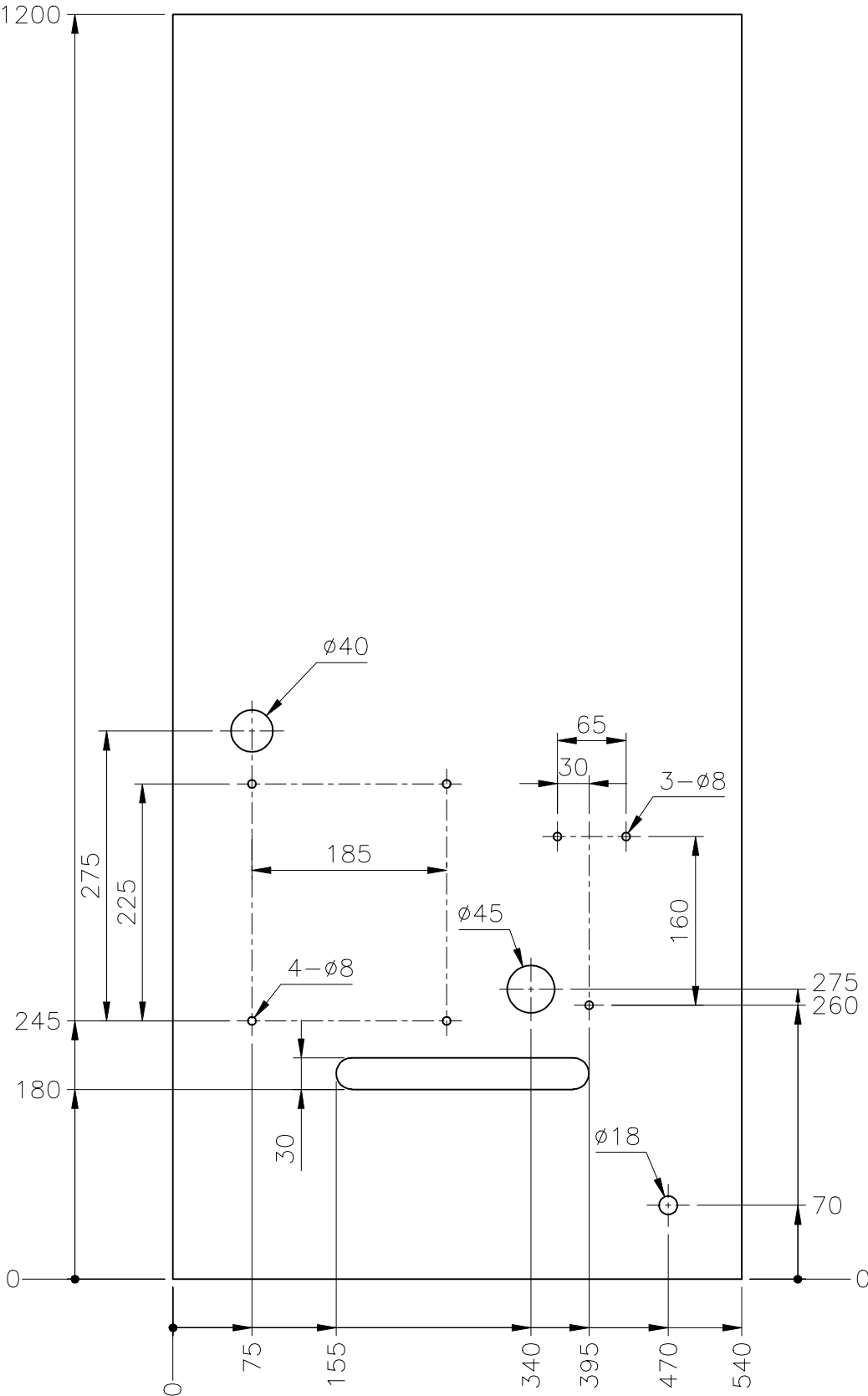
Mounting

Non-submerged

Date

2023/10/23

三針筒車上乘式桌板
C007K/S007K SERIES TABLE CUT-OUT NON-SUBMERGED
單位/UNIT:MM
FOR一般車及自動切線
所有尺寸公差/DIFFERENCE:±2
for SILMAQ.



SIRUBA

TABLE
CUT - OUT

Series

C007KD/S007KD

Item Code

C007K-T33

Subclass / Remark

For all electronic direct drive
series machines

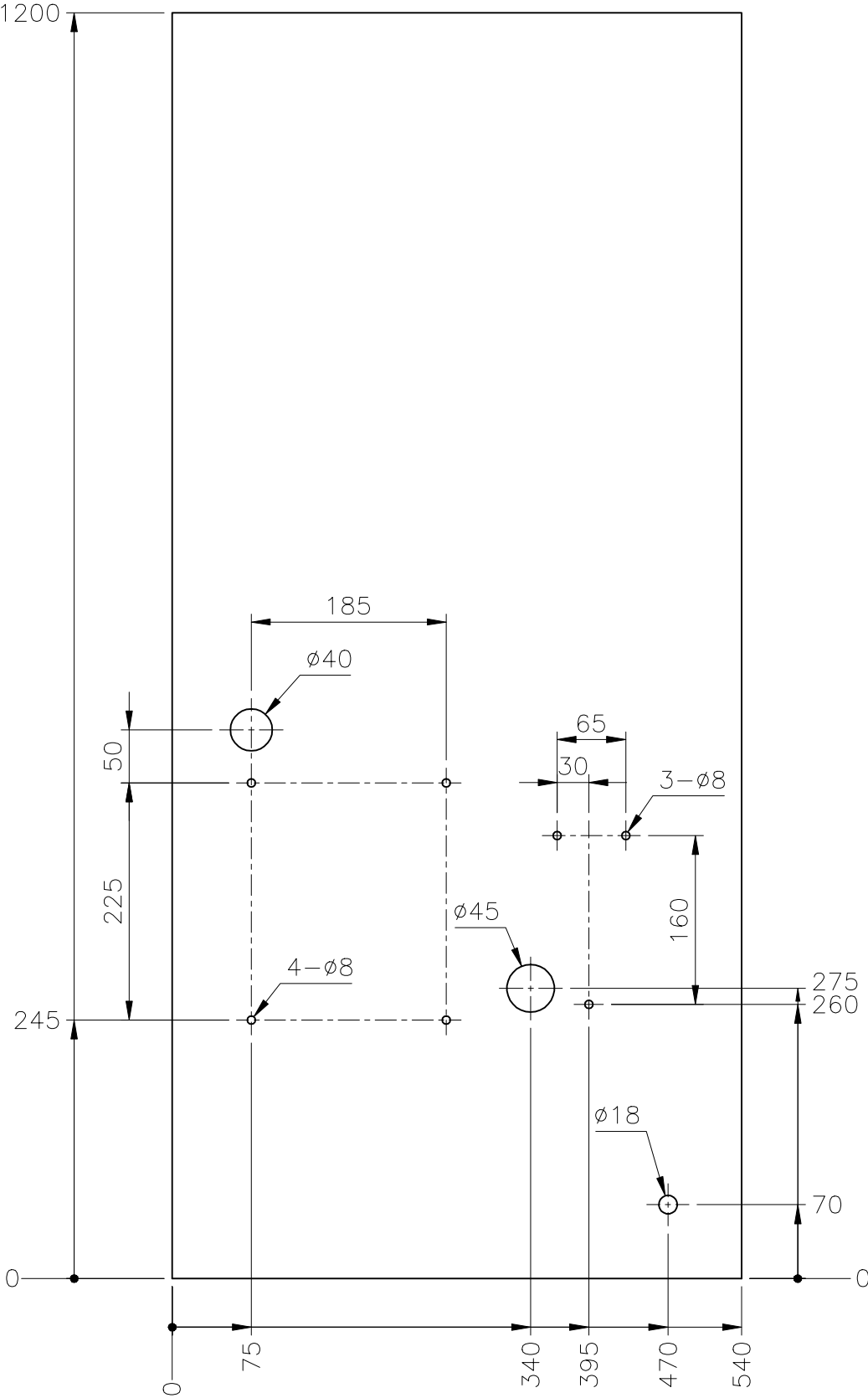
Mounting

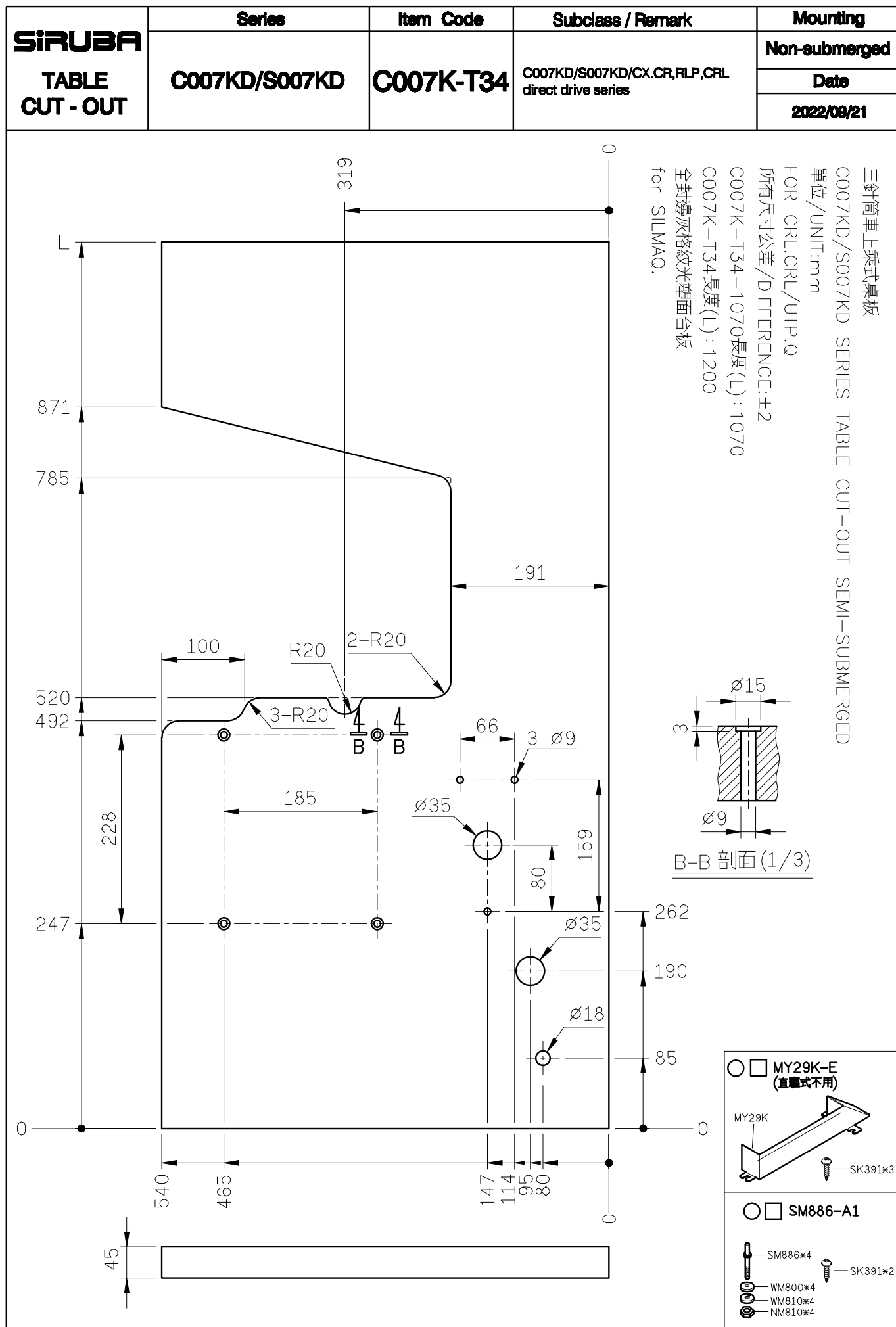
Non-submerged

Date

2023/10/23

三針筒車上乗式桌板
C007KD/S007KD SERIES TABLE CUT-OUT NON-SUBMERGED
單位/UNIT:MM
FOR一般車及自動切線
所有尺寸公差/DIFFERENCE:±2
for SILMAQ.





Technical drawing of a mechanical part, likely a bracket or support, showing dimensions and features.

Dimensions:

- Overall width: 540
- Overall height: 564
- Top flange thickness: 45
- Bottom flange thickness: 55
- Distance from left edge to center of bottom hole: 61
- Distance from left edge to center of top hole: 115
- Distance from left edge to center of bottom hole: 234
- Distance from left edge to center of top hole: 343
- Distance from left edge to center of bottom hole: 465
- Distance from left edge to center of top hole: 540
- Distance from left edge to center of bottom hole: 61
- Distance from left edge to center of top hole: 115
- Distance from left edge to center of bottom hole: 234
- Distance from left edge to center of top hole: 343
- Distance from left edge to center of bottom hole: 465
- Distance from left edge to center of top hole: 540

Features and Labels:

- 5-R6: Fillet radius at the top of the main body.
- 6-R10: Fillet radius at the bottom of the main body.
- 4-R30: Fillet radius at the corners of the main body.
- 4-Ø13: Four holes with diameter 13.
- R20: Fillet radius at the bottom of the main body.
- Ø18: Hole with diameter 18.