

ASL-AP0100

Automatic Placket Opener

自動門襟車




鋪布和縫製過程均使用激光定位,加上自動送料功能,三重保證車縫精度。

Laser positioning for both fabric spreading and sewing process, with additional auto feeding function, all these can achieve high sewing precision.

特點

FEATURES


大小可調的吸風功能，適合不同厚度的布料，防止布料移位錯層。
Adjustable suction motor is suitable for different thickness of fabric, and prevent misalignment between layers.



冷刀切適合任何顏色布料，無刺激氣味更環保、健康。
單刀、雙刀可選。

Cold cutting is suitable for fabrics of any color, with no irritating odor, making it more eco-friendly and healthier. Available in single-knife or double-knife options.

自動送布，速度更快。
Automatic fabric feeding improves efficiency.




自動收料夾具
Auto collecting device

鋪布和縫製過程均使用激光定位。
The fabric spreading and sewing processes both use laser positioning.

1 鋪布和縫製過程均使用激光定位，加上自動送料功能，三重保證車縫精度。
Laser positioning for both fabric spreading and sewing process, with additional auto feeding function, all these can achieve high sewing precision.

2 冷刀切割替代激光切割，白色布料不會發黃，也不會散發刺激氣味，更加環保。
Cold cutting replaces laser cutting. White fabrics will not turn yellow and no irritating odor is released, making it more environmentally friendly.

* 冷刀切適合任何顏色布料



3 單刀或雙刀可選。
Available in single-knife or double-knife options.

4 可調負壓吸風定位裝置，適合不同厚度的布料，並能防止布料移位或上下錯層。
Equipped with adjustable suction motor, suitable for different thickness of fabric. And ironing is not required before sewing and also can prevent misalignment between layers.

5 壓腳寬窄可調，車縫寬度和長度可調，切割長度可調，適合不同尺寸的衣服。車縫時布料張緊度可調，令布料更平整，縫製更平滑。
Programmable center knife and foot lift is suitable for different size of placket.

6 參考效率：每台機器約每分鐘 5 件，1 人可同時操作 2 台；以 10 小時工作計算，可完成約 6000 件。
Reference productivity: Approximately 5 pieces per minute per machine. One operator can run two machines simultaneously; based on a 10-hour shift, total output is about 6,000 pieces.

規格

SPECIFICATIONS

型號 Model	ASL-AP0100		
縫紉機機頭 Machine Head	SiRUBA DL8000P-BM1L-16Q		
功率 Power	1500W	氣壓 / 耗氣量 Air Pressure / Air Consumption	0.5Mpa/23L
車縫範圍 Sewing Range	30cm	真空電機功率 Air Suction Motor Power	750W
車縫速度 Sewing Speed	3500 SPM (Max)	產能 Capacity	300 件 / 小時 300 PCS / Hour
機器尺寸 Dimensions	(W)1680 × (D)1410 × (H)1320mm		



高林股份有限公司
KAULIN MFG. CO., LTD.

由於對產品的改良及更新，本產品型錄中之產品規格及外觀的修改恕不事先通知！
The specification and/or appearances of the equipment described in this catalogue are subject to change without previous notice because of modification.

MAY. 2026