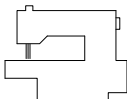

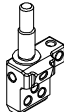
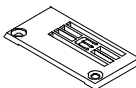
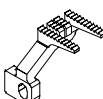
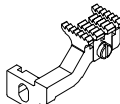
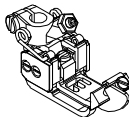



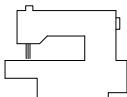

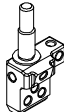
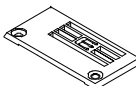
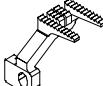
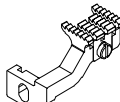
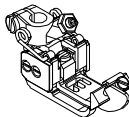



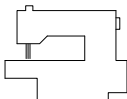

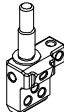
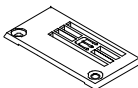
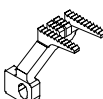
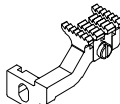
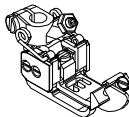



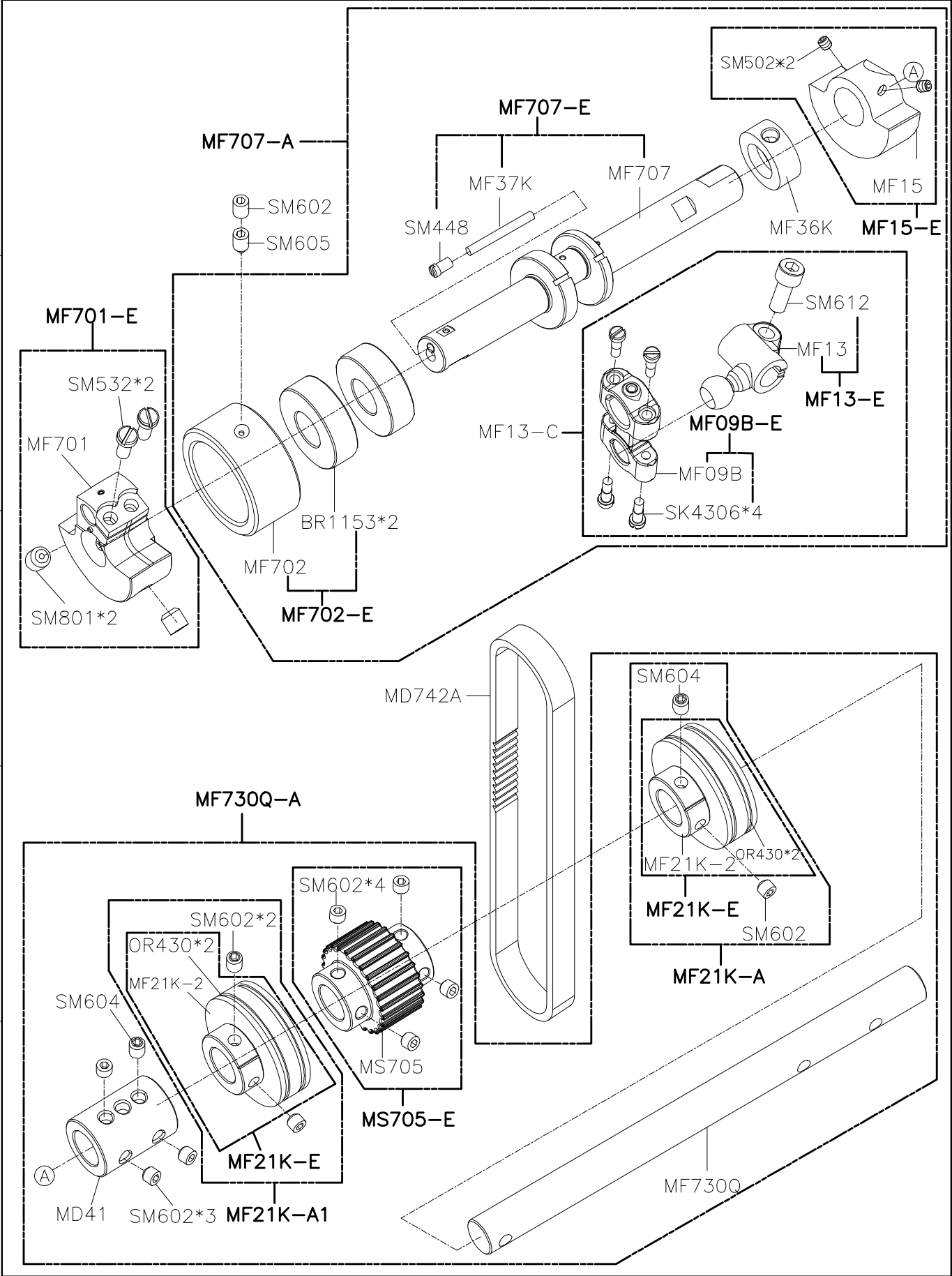


SIRUBA GAGE PARTS LIST	Series			Remark					Page	Date
	C007LQ/C007LQT								1 /3	2023/09/08
										
MODEL	SUB-CLASS	NEEDLE CLAMP	NEEDLE ELATE	QLIN FEED DOG	DIFF. FEED DOG	PRESSER FOOT	SPRALDER	LOOPER	NEEDLE	
機 型	規 格	針 座	針 板	主送具	差送具	押 具	上 叉	勾 針	針 號	
W121/CH	232	M5232K	E5232KL	D5356EL	H5356EL	P5232A-A	MH741	MT01	UYX128GAS#10	
	240	M5240K	E5240EL			P2544-A				
	248	M5248K	E5248EL			P2545-A				
	348	M5348K	E5348KL			P5348A-A				
	356	M5356K	E5356EL			P2446-A				
	364	M5364K	E5364EL			P2447-A				
U121/CH	232	M5232K	E5232KL			P5232A-A	-			
	240	M5240K	E5240EL			P2544-A				
	248	M5248K	E5248EL			P2545-A				
	348	M5348K	E5348KL			P5348A-A				
	356	M5356K	E5356EL			P2446-A				
	364	M5364K	E5364EL			P2447-A				
W122/CH	232	M5232K	E5232KM			P5232A-A	MH741			
	240	M5240K	E5240EM			P2544-A				
	248	M5248K	E5248EM			P2545-A				
	348	M5348K	E5348KM			P5348A-A				
	356	M5356K	E5356EM			P2446-A				
	364	M5364K	E5364EM			P2447-A				
U122/CH	232	M5232K	E5232KM			P5232A-A	-			
	240	M5240K	E5240EM			P2544-A				
	248	M5248K	E5248EM			P2545-A				
	348	M5348K	E5348KM			P5348A-A				
	356	M5356K	E5356EM			P2446-A				
	364	M5364K	E5364EM			P2447-A				

SIRUBA GAGE PARTS LIST	Series			Remark					Page	Date
	C007LQ/C007LQT								2 / 3	2023/09/08
										
MODEL	SUB-CLASS	NEEDLE CLAMP	NEEDLE ELATE	QLIN FEED DOG	DIFF. FEED DOG	PRESSER FOOT	SPRALDER	LOOPER	NEEDLE	
機 型	規 格	針 座	針 板	主送具	差送具	押 具	上 叉	勾 針	針 號	
W121/RH/RCH-3M	240	M5240K	E5240EL	D5356EL	H5356EL	P5240RH-A	MH741	MT01	UYX128GAS#10	
	248	M5248K	E5248EL			P5248RH-A				
	356	M5356K	E5356EL			P5356RH-A				
	364	M5364K	E5364EL			P5364RH-A				
U121/RH/RCH-3M	240	M5240K	E5240EL			P5240RH-A	-			
	248	M5248K	E5248EL			P5248RH-A				
	356	M5356K	E5356EL			P5356RH-A				
	364	M5364K	E5364EL			P5364RH-A				
W122/RH/RCH-3M	240	M5240K	E5240EM			P5240RH-A	MH741			
	248	M5248K	E5248EM			P5248RH-A				
	356	M5356K	E5356EM			P5356RH-A				
	364	M5364K	E5364EM			P5364RH-A				
U122/RH/RCH-3M	240	M5240K	E5240EM			P5240RH-A	-			
	248	M5248K	E5248EM			P5248RH-A				
	356	M5356K	E5356EM			P5356RH-A				
	364	M5364K	E5364EM			P5364RH-A				
W152/CZ/UTP/RLQ	356	M5356K	E5356GM	D5356G	H5356L	P2416-A	MH741	MT01	UYX128GAS#10	
	364	M5364K	E5364GM			P2417-A				
W162/CH	240	M5240K	E5240KHA	D5356EL	H5356EL	P2544-A	MH741	MT01A	TV*5#14~16	
	248	M5248K	E5248KHA			P2545-A				
	356	M5356K	E5356KHA			P2446-A				
	364	M5364K	E5364KHA			P2447-A				

SIRUBA GAGE PARTS LIST	Series			Remark					Page	Date
	C007LQ/C007LQT								3 / 3	2023/09/08
										
MODEL	SUB-CLASS	NEEDLE CLAMP	NEEDLE ELATE	QLIN FEED DOG	DIFF. FEED DOG	PRESSER FOOT	SPRALDER	LOOPER	NEEDLE	
機 型	規 格	針 座	針 板	主送具	差送具	押 具	上 叉	勾 針	針 號	
W222/CQ	240	M5240K	E5240GM	D5356G	H5356GA	P1814K-A	MH741	MT01	UYX128GAS#10	
	248	M5248K	E5248GM			P1815K-A				
	356	M5356K	E5356GM			P2116K-A				
	364	M5364K	E5364GM			P2117K-A				
W322/CC	356	M5356K	E5356AML	D5356EL	H5356AL	P2456-A	MH741			
	364	M5364K	E5364AML			P2457-A				
U322/CC	356	M5356K	E5356AML			P2456-A	-			
	364	M5364K	E5364AML			P2457-A				
W322/CE	356	M5356K	E5356BML	D5356EL	H5356BL	P2456-A	MH741			
	364	M5364K	E5364BML			P2457-A				
U322/CE	356	M5356K	E5356BML			P2456-A	-			
	364	M5364K	E5364BML			P2457-A				
W922/CW	456	M5456K	E5456KM	D5456K	H5456KA-E	P5456K-A	MH741	MT01B	SM1014B#10	
	460	M5460K	E5460KM			P5460K-A				
	464	M5464K	E5464KM			P5464K-A				

<b>SIRUBA</b>  <b>PARTS LIST</b>	<b>Series</b>	<b>Parts Group</b>	<b>Subclass / Remark</b>	<b>Page</b>
	<b>C007LQ/C007LQT</b>	<b>MF-L</b>		<b>1/1</b>
				<b>Date</b>
				<b>2024/04/24</b>



1

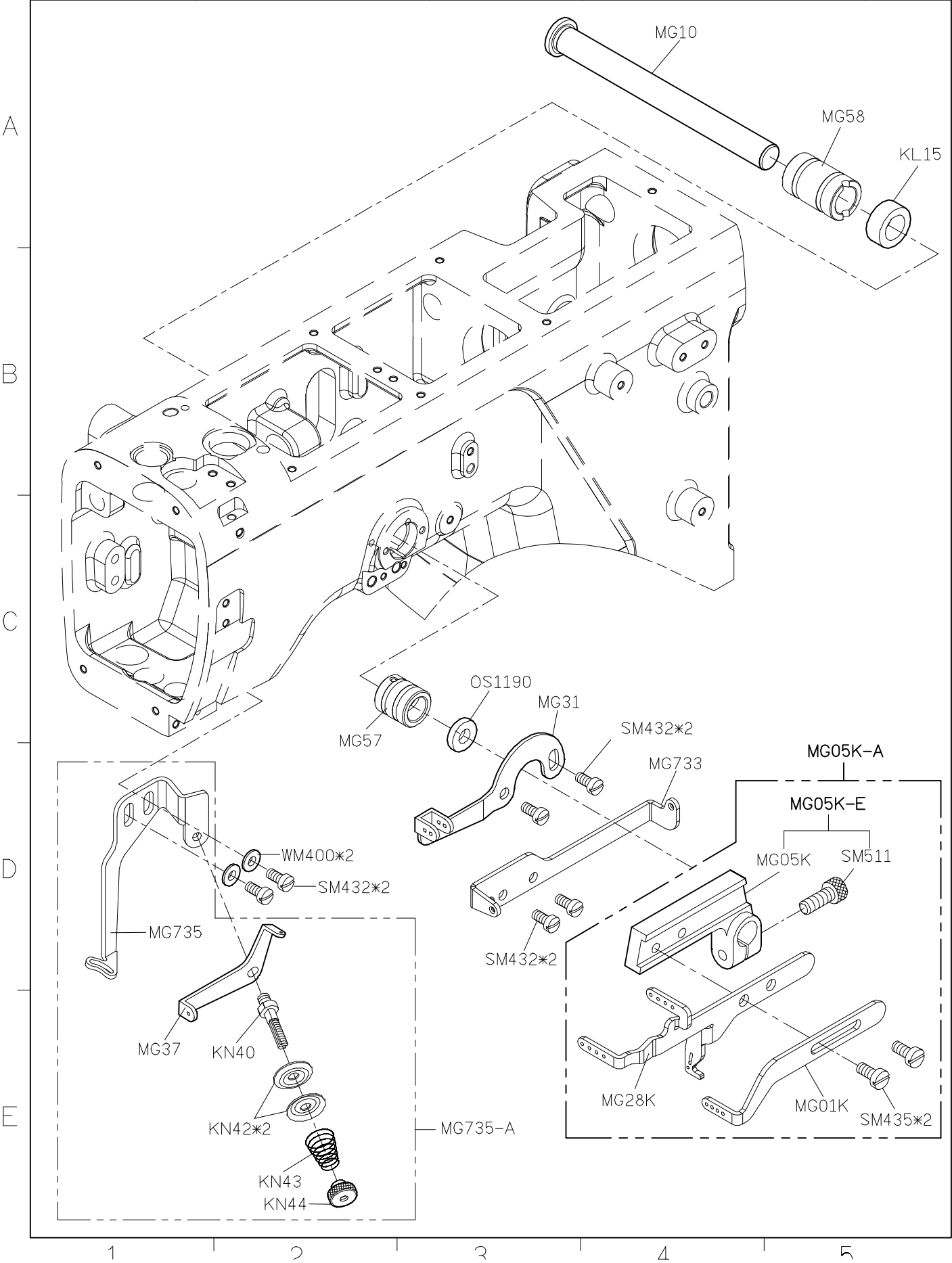
2

3

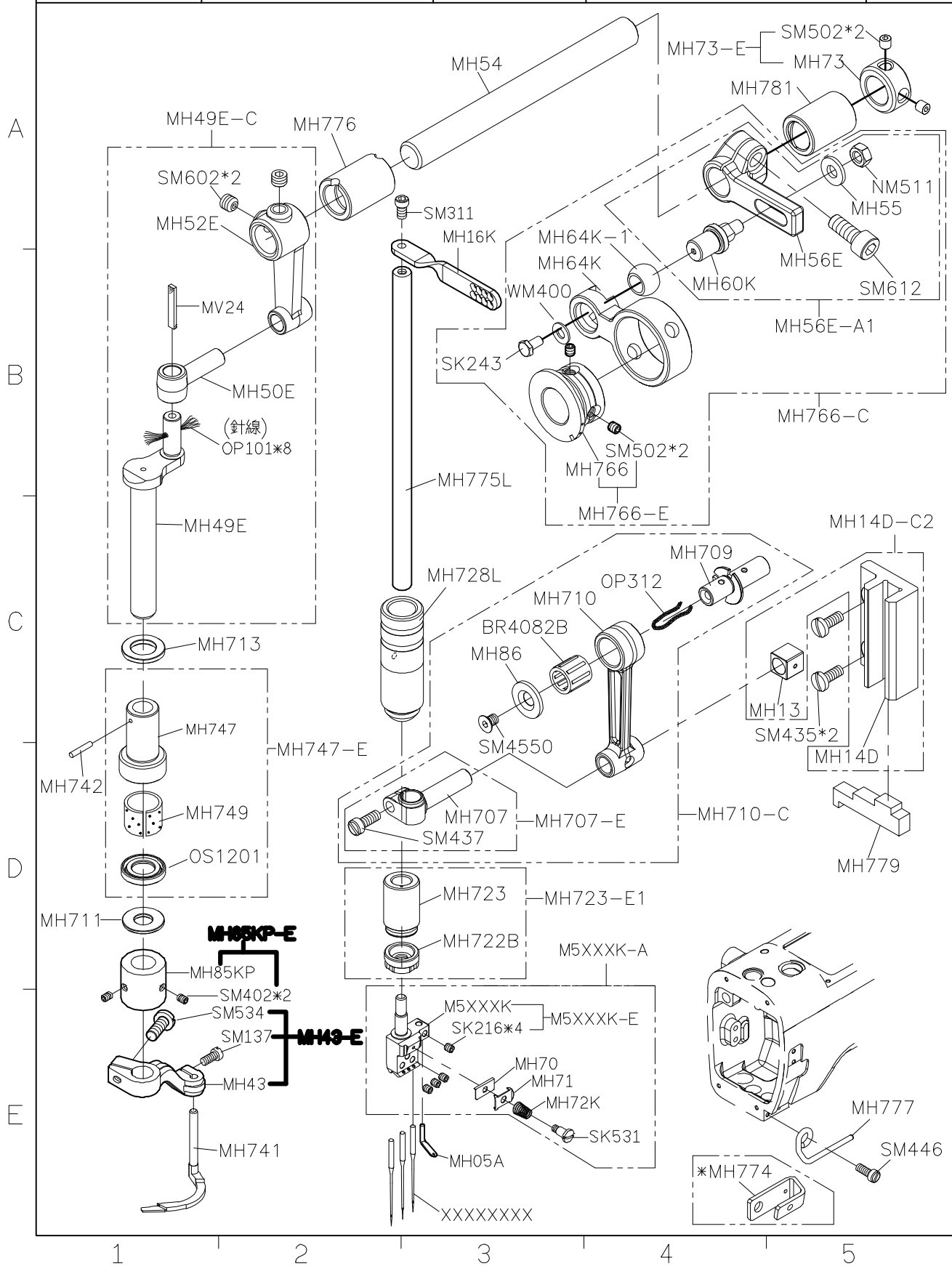
4

5

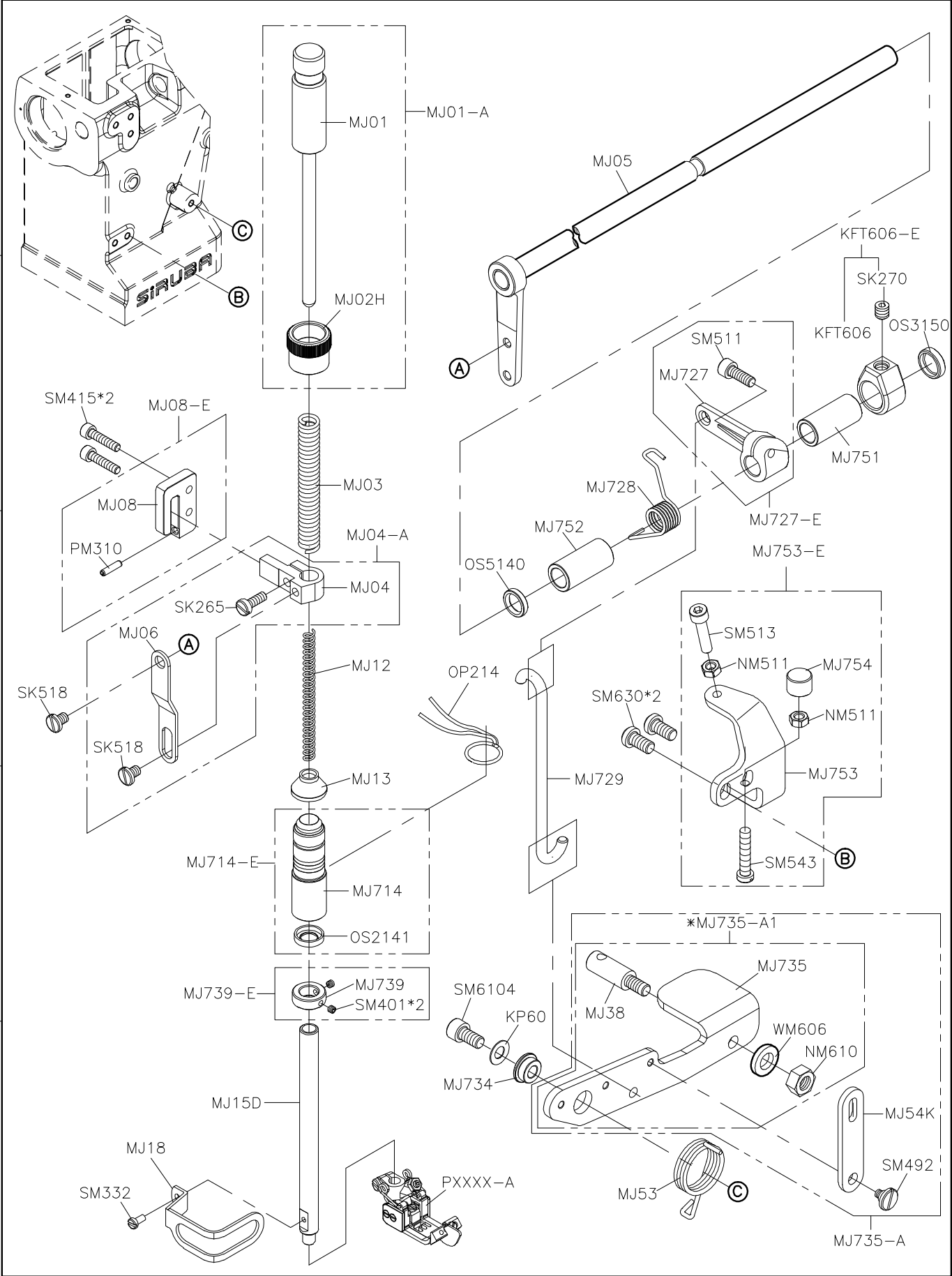
<b>SIRUBA</b>  <b>PARTS LIST</b>	Series	Parts Group	Subclass / Remark	Page
	<b>C007L/C007LX</b> <b>C007LQ/C007LQT</b>	<b>MG-L</b>		1/1
				Date
				2023/8/14



SIRUBA PARTS LIST	Series	Parts Group	Subclass / Remark	Page
	C007L	MH-L	*Use for allocation	1/1
	C007LQ/C007LQT			Date
				2023/8/14



<div>SIRUBA</div> <div>PARTS LIST</div>	Series	Parts Group	Subclass / Remark	Page
	C007L/C007LQ	MJ	*: With Direct-Drive Motor-UT	1/1
				Date
				2024/8/21



1

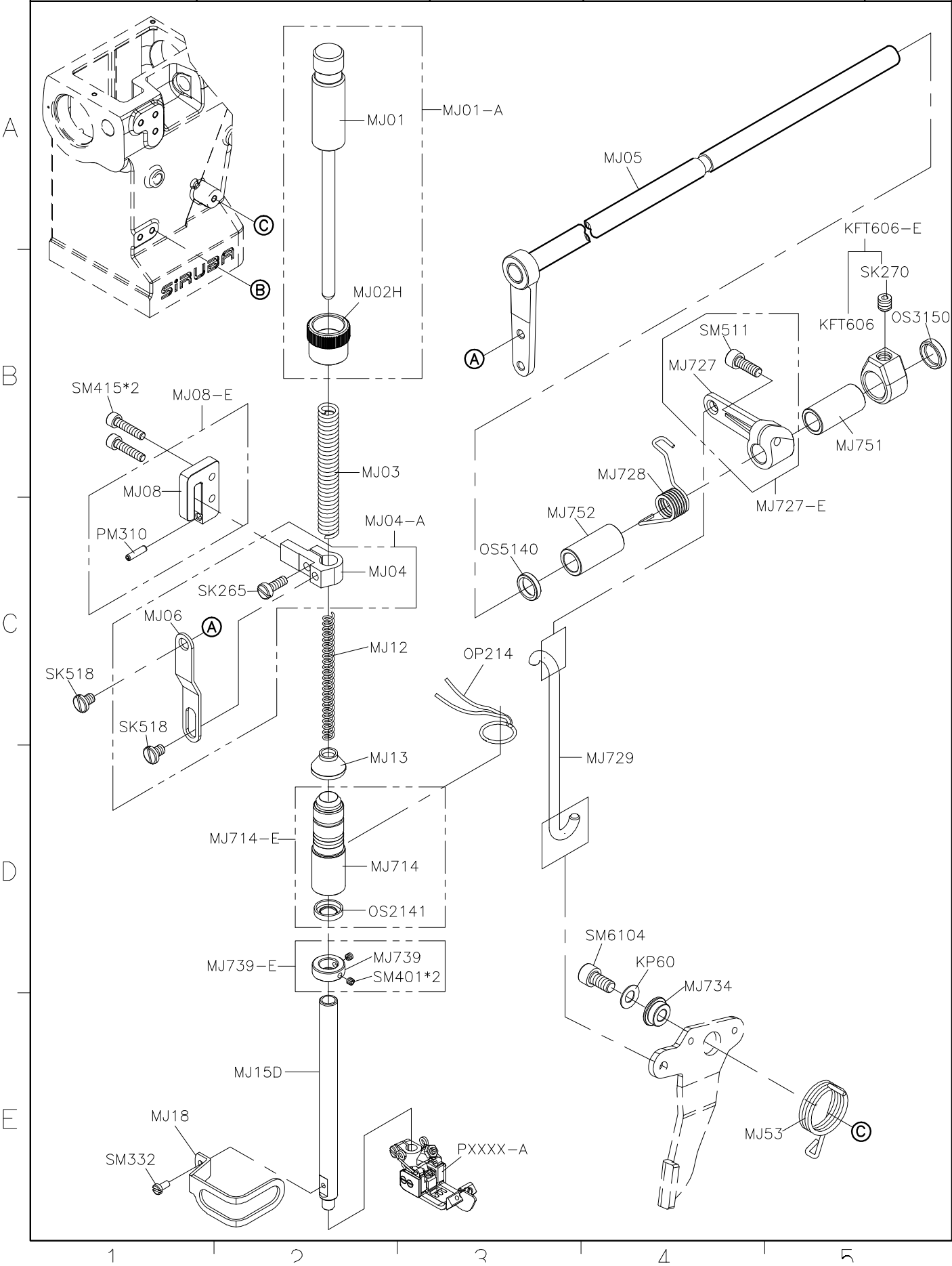
2

3

4

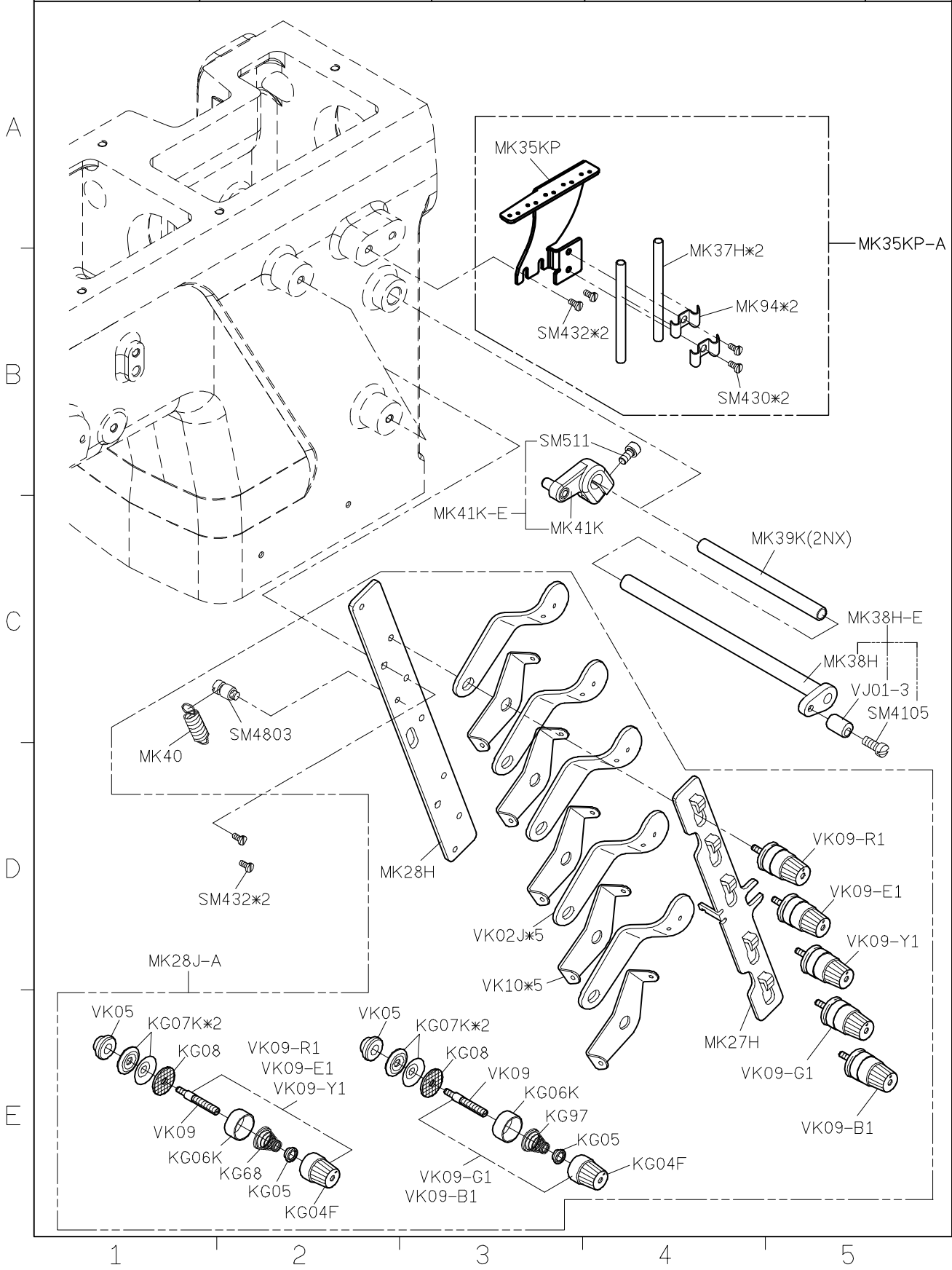
5

SIRUBA PARTS LIST	Series	Parts Group	Subclass / Remark	Page
	C007LQT	MJ		1/1
				Date
				2024/8/21

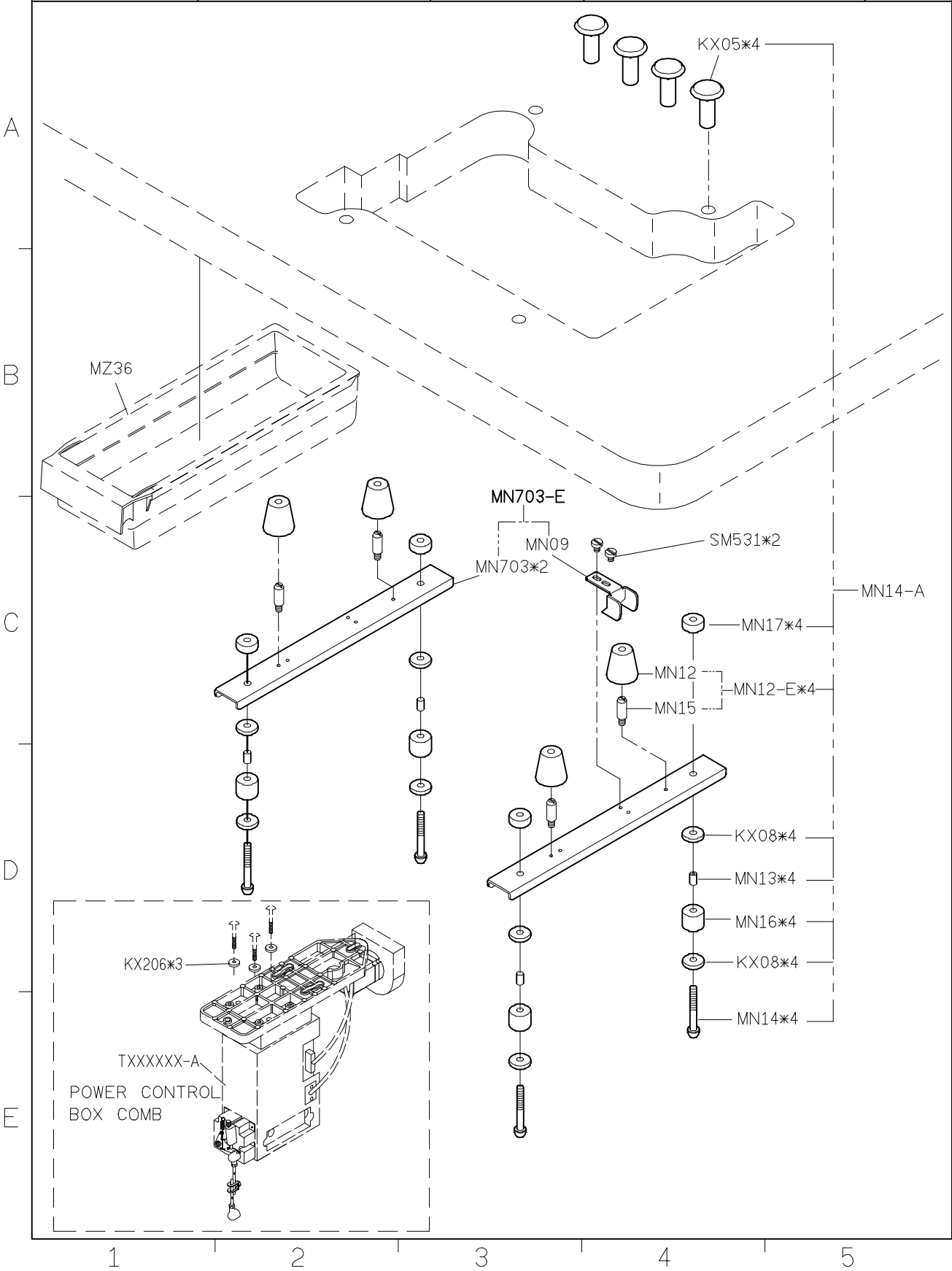




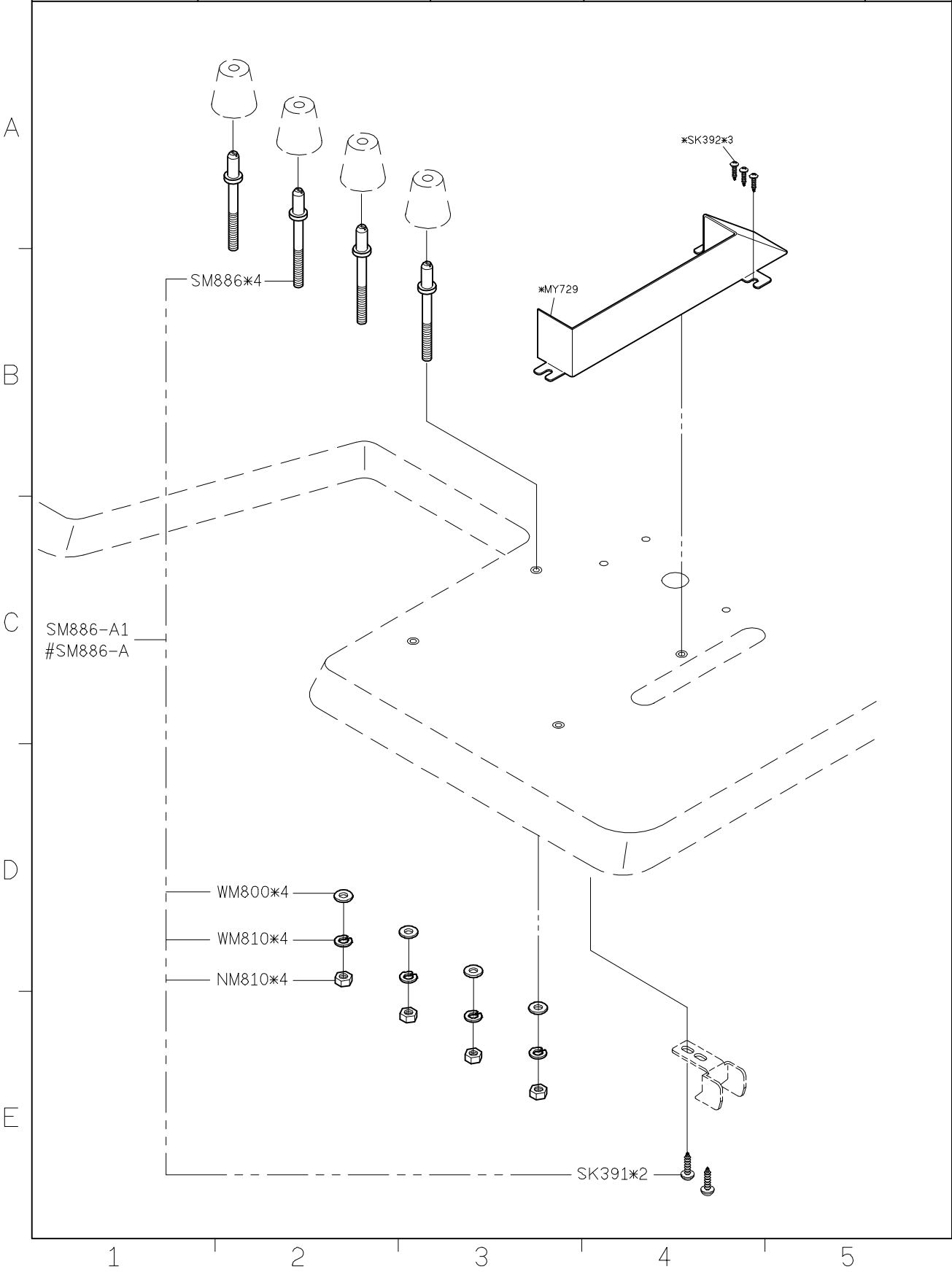
SIRUBA PARTS LIST	Series	Parts Group	Subclass / Remark	Page
	C007L/C007LX C007LQ/C007LQT	MK-L		1/1
				Date
				2023/8/14



SIRUBA PARTS LIST	Series	Parts Group	Subclass / Remark	Page
	C007L/C007LX	MN-L		1/2
	C007LQ/C007LQT			Date
				2023/8/14

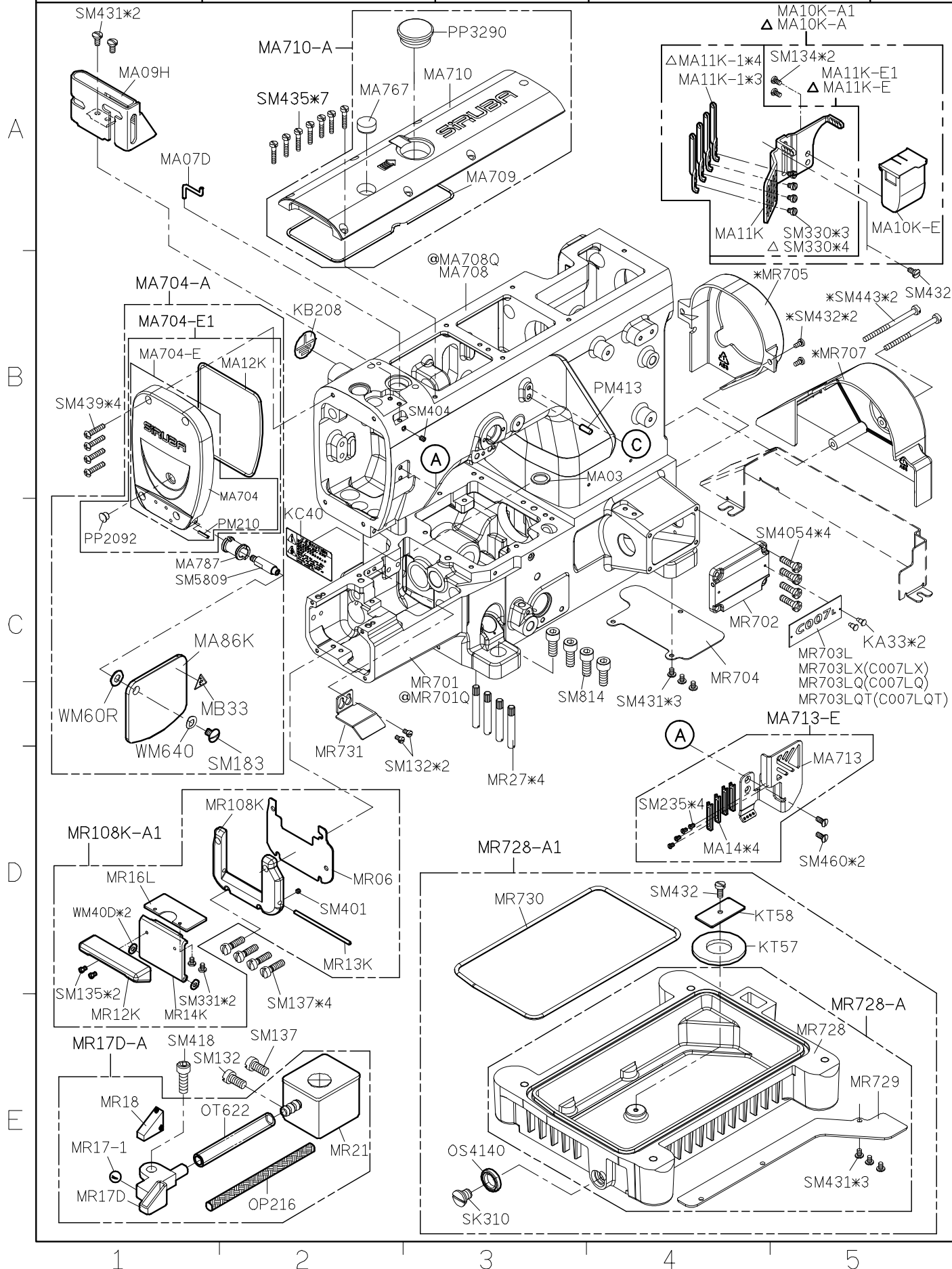


SIRUBA PARTS LIST	Series	Parts Group	Subclass / Remark	Page
	C007L/C007LX	MN-L	*: Use for Without Direct-Drive Motor	2/2
				Date
				2023/8/14





SIRUBA PARTS LIST	Series	Parts Group	Subclass / Remark	Page
	C007L/C007LX	MR-L	△: Use for CW	1/1
	C007LQ/C007LQT		*: Use for Without Direct-Drive Motor	Date
			@: Use for C007LQ/C007LQT	2024/7/30



SIRUBA PARTS LIST	Series	Parts Group	Subclass / Remark	Page
	C007LQ/C007LQT	MS-L	*: Use for Without Direct-Drive Motor	1/1
				Date
				2024/07/05

**Section A:** MS708-A, MS712-E, PM210\*3, FR51D, MD126-E, BR2250, SM502\*2, MS12-4, MS712, PM213, OP215, SM6010B\*2, MS708, BR220H, MD126-2.

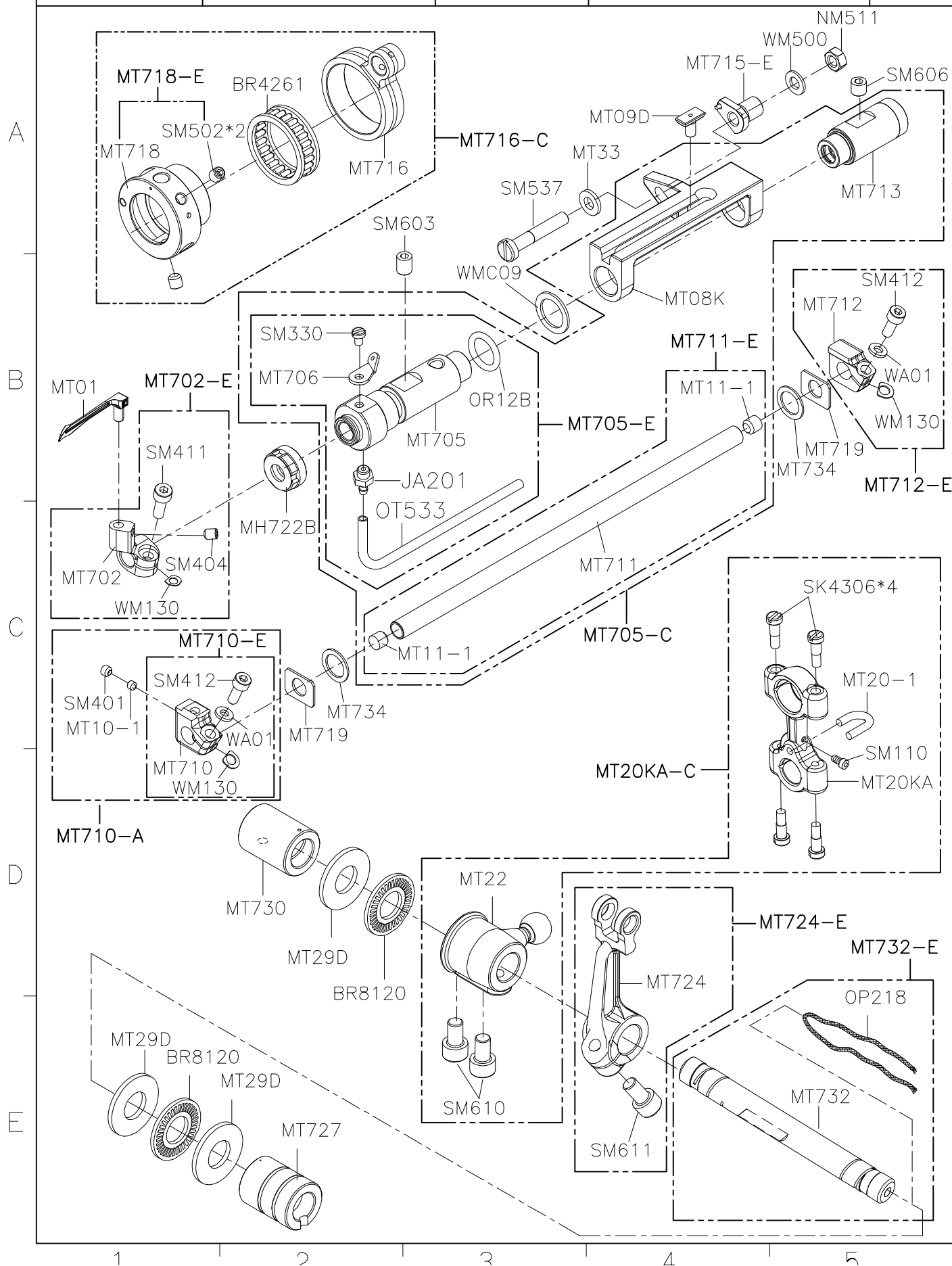
**Section B:** OS6201, JA201, WM507, JA202-1, MS714, MS714-E, MS709, SM446\*2, MD731-E, SM602\*2, BR2208, EM498, MD731, MS707-E, SM437\*2, MS707, MS702-E, SM602\*2, MS702, MS717, MS711, BR2100, SM502\*2, MS735, MS735-E.

**Section C:** MS707-E, SM437\*2, MS707, MS702-E, SM602\*2, MS702, MS717, MS711, BR2100, SM502\*2, MS735, MS735-E, SM4404\*2, SM332, WM403, MS738L.

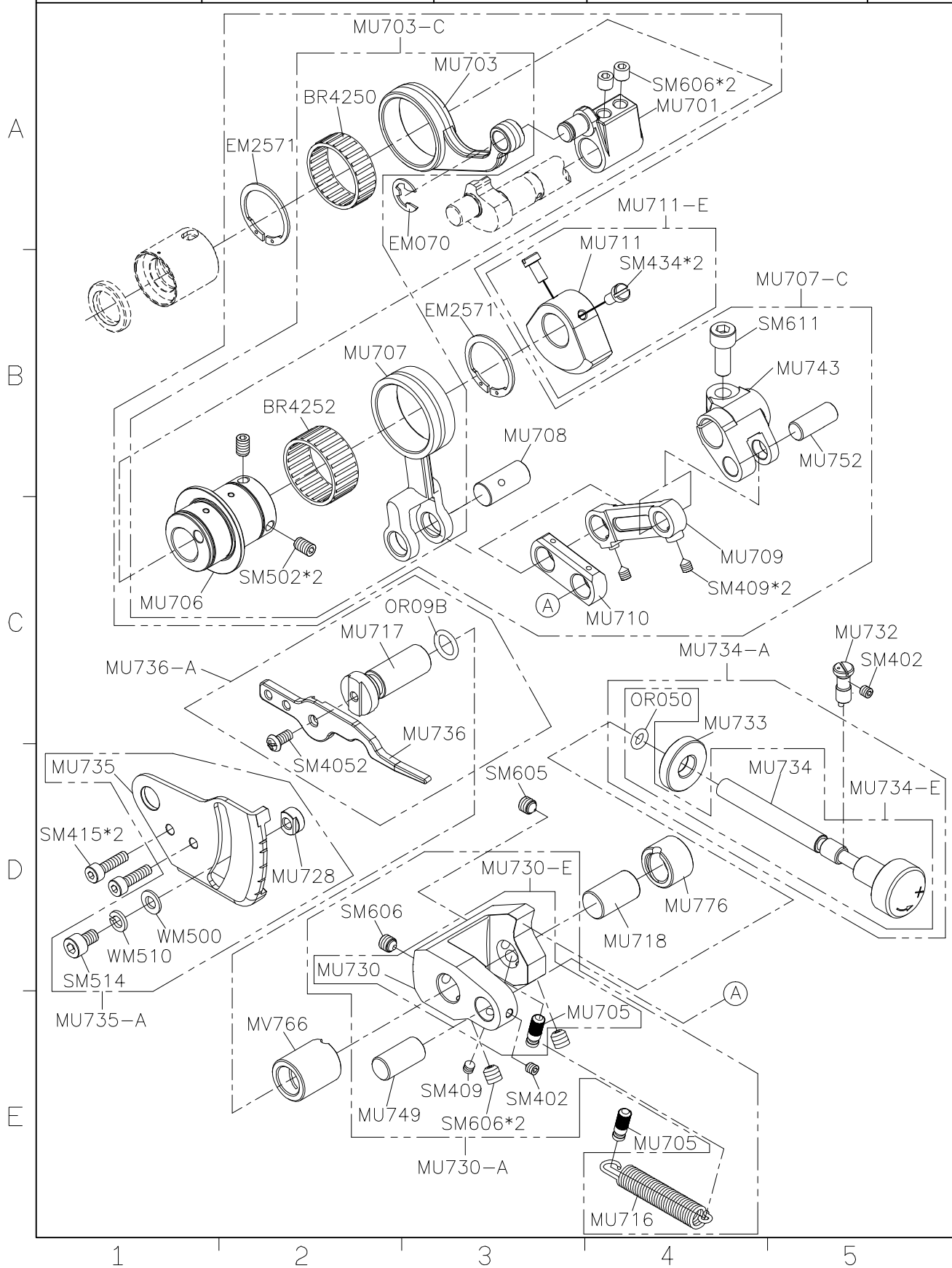
**Section D:** SM411, SR131K, SR110K, KN43, KN40, KN42\*2, KN44, KN40-A, SR131K-A, SM432, MS737L, NM512, MS730L, NM610, WM640, NM412, SM4845, SM33K, SM536, SM030\*2, SK486, MS132, MK708, WM002, MK05, SM031, SM031, WM002, MS731L-A1, MH74, SK216\*2, MH74-E\*2, SM502\*2, MS716, MS716-E.

**Section E:** MS731L-A1, SK486, MS132, MK708, WM002, MK05, SM031, SM031, WM002, MS737L, NM512, MS730L, NM610, WM640, NM412, SM4845, SM33K, SM536, SM030\*2, SK486, MS132, MK708, WM002, MK05, SM031, SM031, WM002, MS731L-A1, MH74, SK216\*2, MH74-E\*2, SM502\*2, MS716, MS716-E.

SIRUBA PARTS LIST	Series	Parts Group	Subclass / Remark	Page
	C007L/C007LX C007LQ/C007LQT	MT-L		1/1
				Date
				2023/8/14

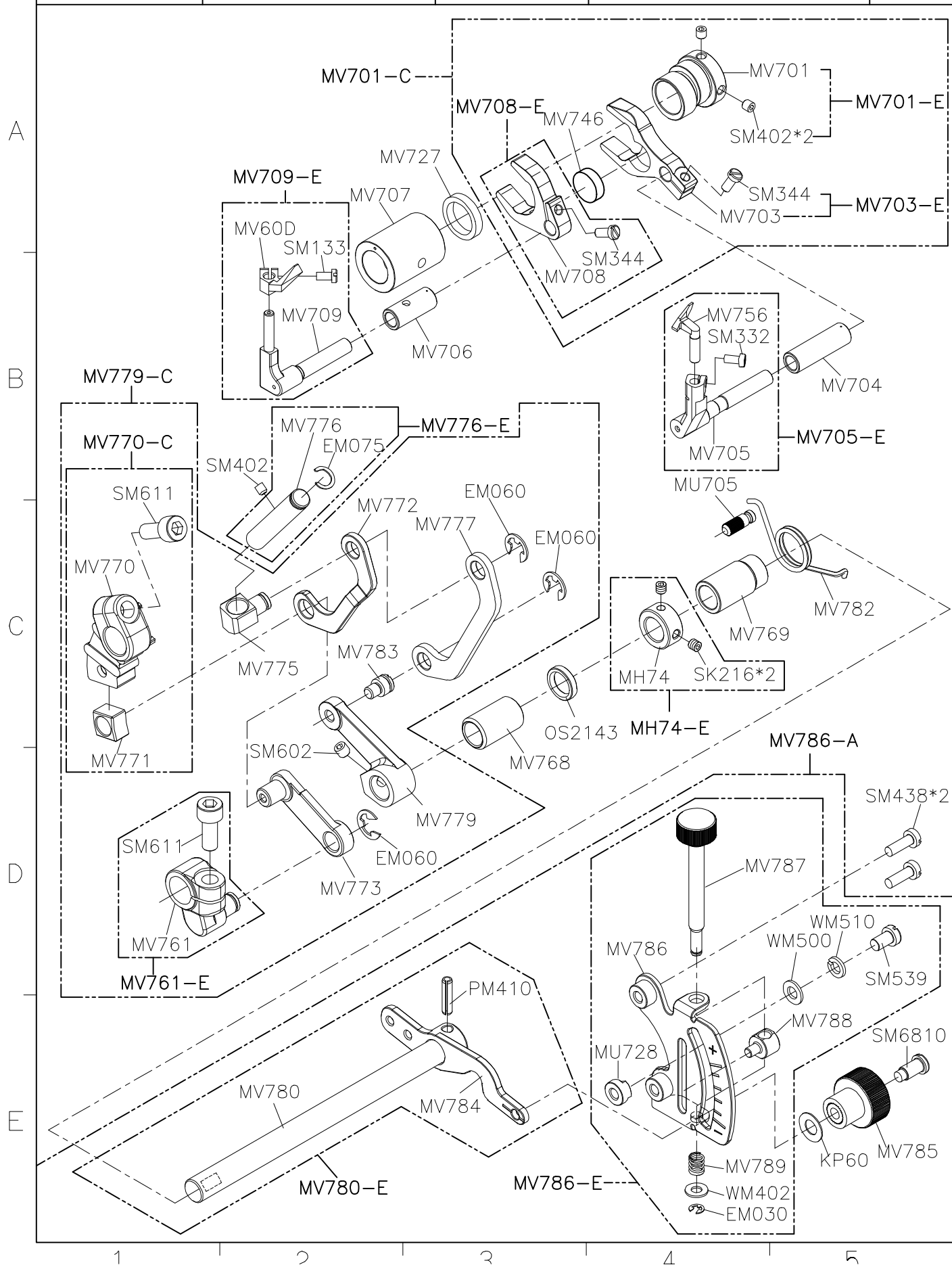


SIRUBA PARTS LIST	Series	Parts Group	Subclass / Remark	Page
	C007L/C007LX	MU-L		1/1
	C007LQ/C007LQT			Date
				2023/8/14

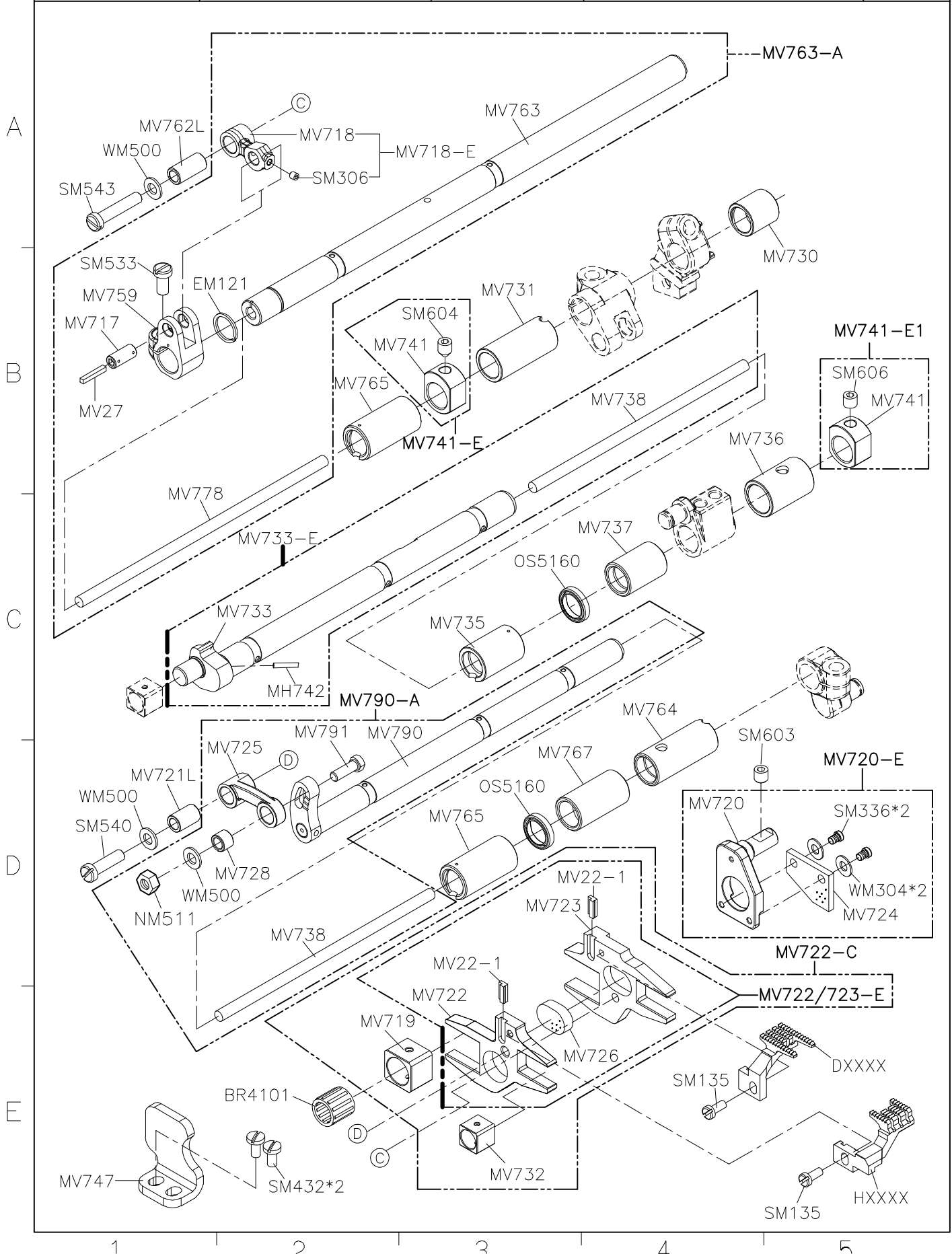




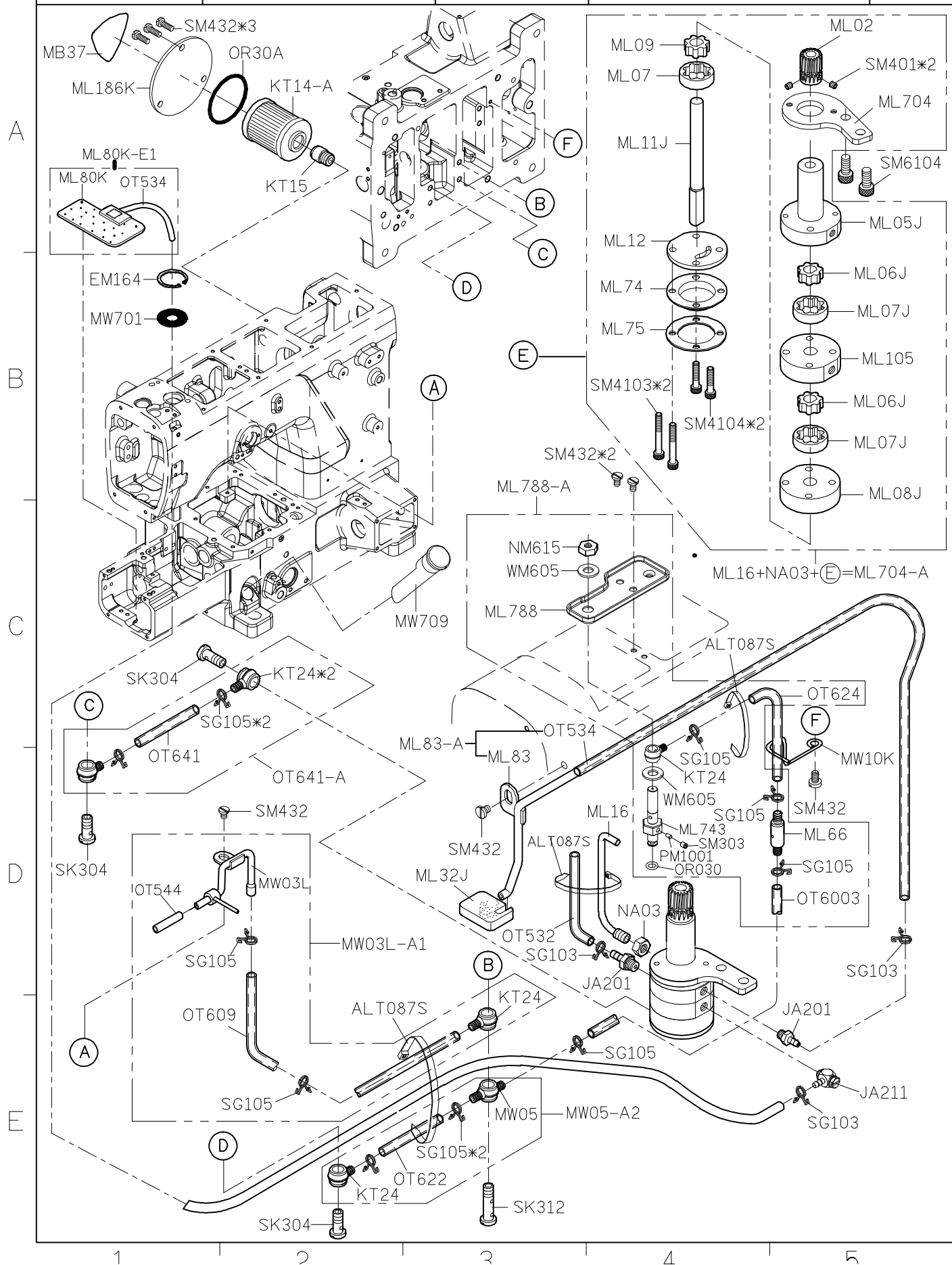
SIRUBA PARTS LIST	Series	Parts Group	Subclass / Remark	Page
	C007L/C007LX C007LQ/C007LQT	MV-L		1/2
				Date
				2023/8/14

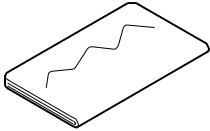

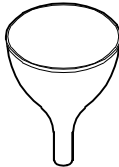
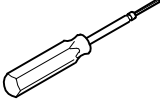
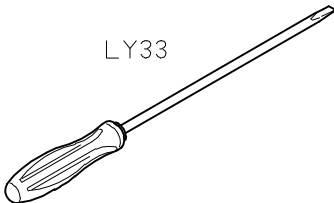
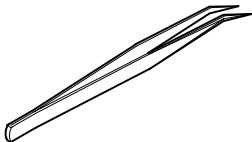
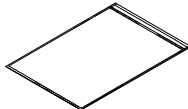


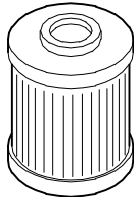
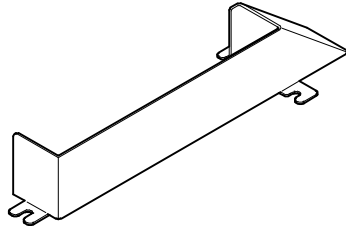












SIRUBA PARTS LIST	Series	Parts Group	Subclass / Remark	Page
	C007L/C007LX C007LQ/C007LQT	MV-L		2/2
				Date
				2023/8/14

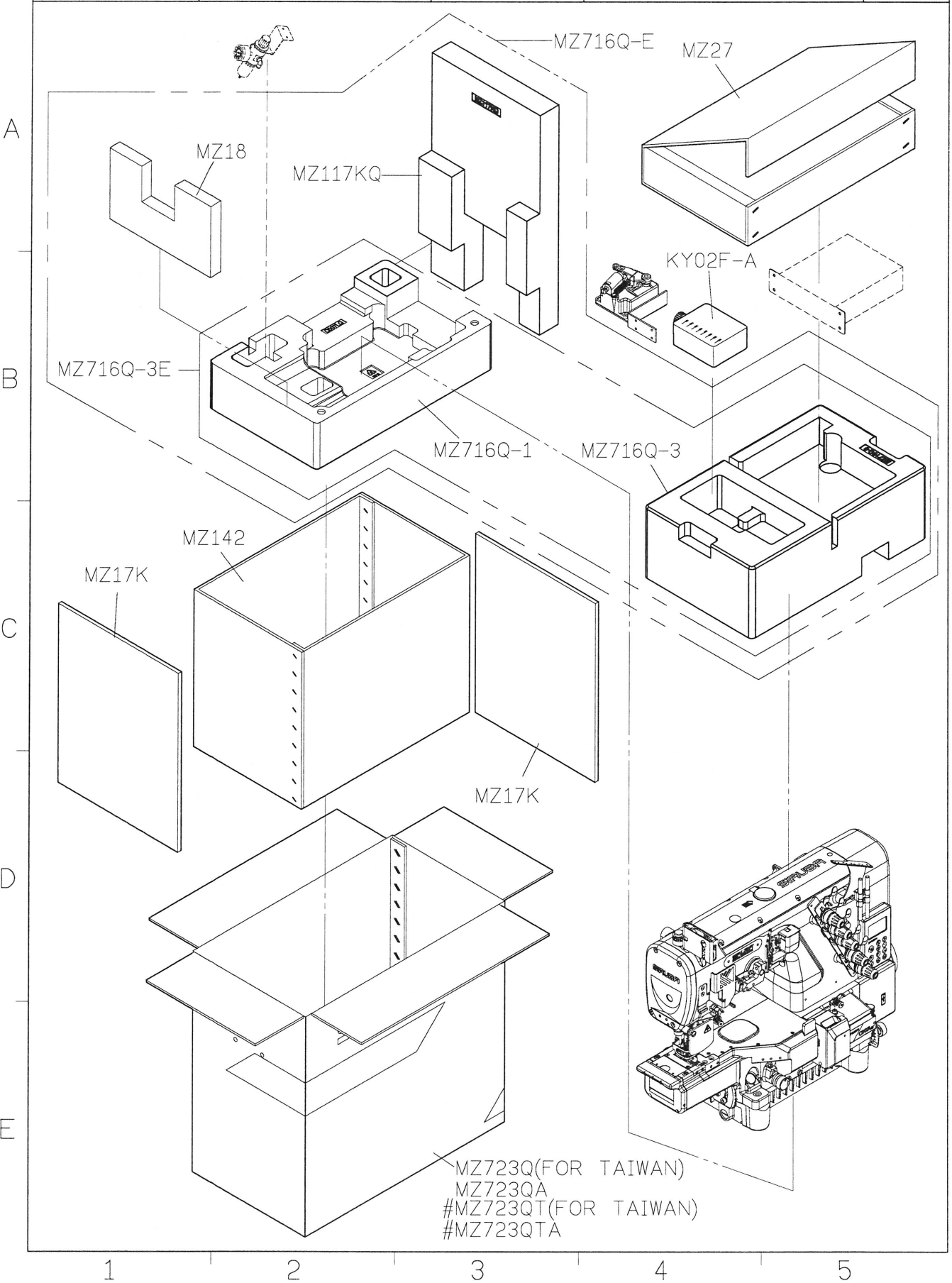


SIRUBA PARTS LIST	Series	Parts Group	Subclass / Remark	Page
	C007L	MW-L		1/1
	C007LQ/C007LQT			Date
				2023/8/14



	SIRUBA PARTS LIST	Series	Parts Group	Subclass / Remark	Page
		C007L/C007LX C007LQ/C007LQT	MY-L	⊙ : Use for Without Direct-Drive Motor □ : Use for With Direct-Drive Motor	1/1
					Date
					2023/8/14
A		MY01	KY03	KY04	KY14
					
B		LY33	KY18	KY201JK	KZ03
					
C		XXXX	KT14-A	⊙MY729	
					
D		⊙SM886-A	□SM886-A1		
		 SM886*4  WM800*4  WM810*4  NM810*4  SK392*5	 SM886*4  WM800*4  WM810*4  NM810*4  SK392*2		
E					
		1	2	3	4
					5

SIRUBA PARTS LIST	Series	Parts Group	Subclass / Remark	Page
	C007LQ/C007LQT	MZ-LQ	#: Use for C007LQT	1/1
				Date
				2023/8/14



SIRUBA PARTS LIST	Series	Parts Group	Subclass / Remark	Page
	C007LQ/C007LQT C007K/C007L C007KP/F007K S007K/U007	KW		1/1
				Date
				2023/9/20

KW01E-A

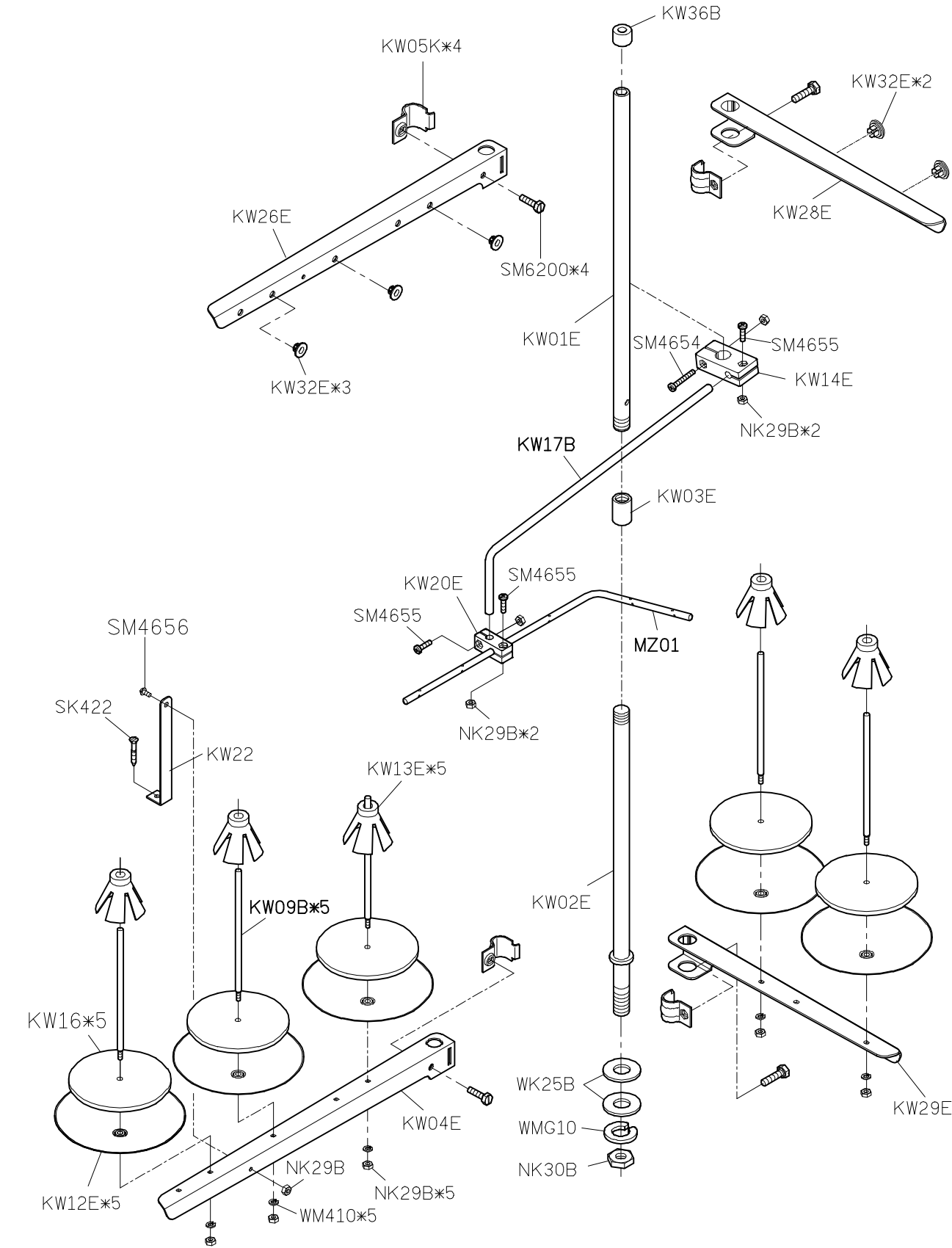
A

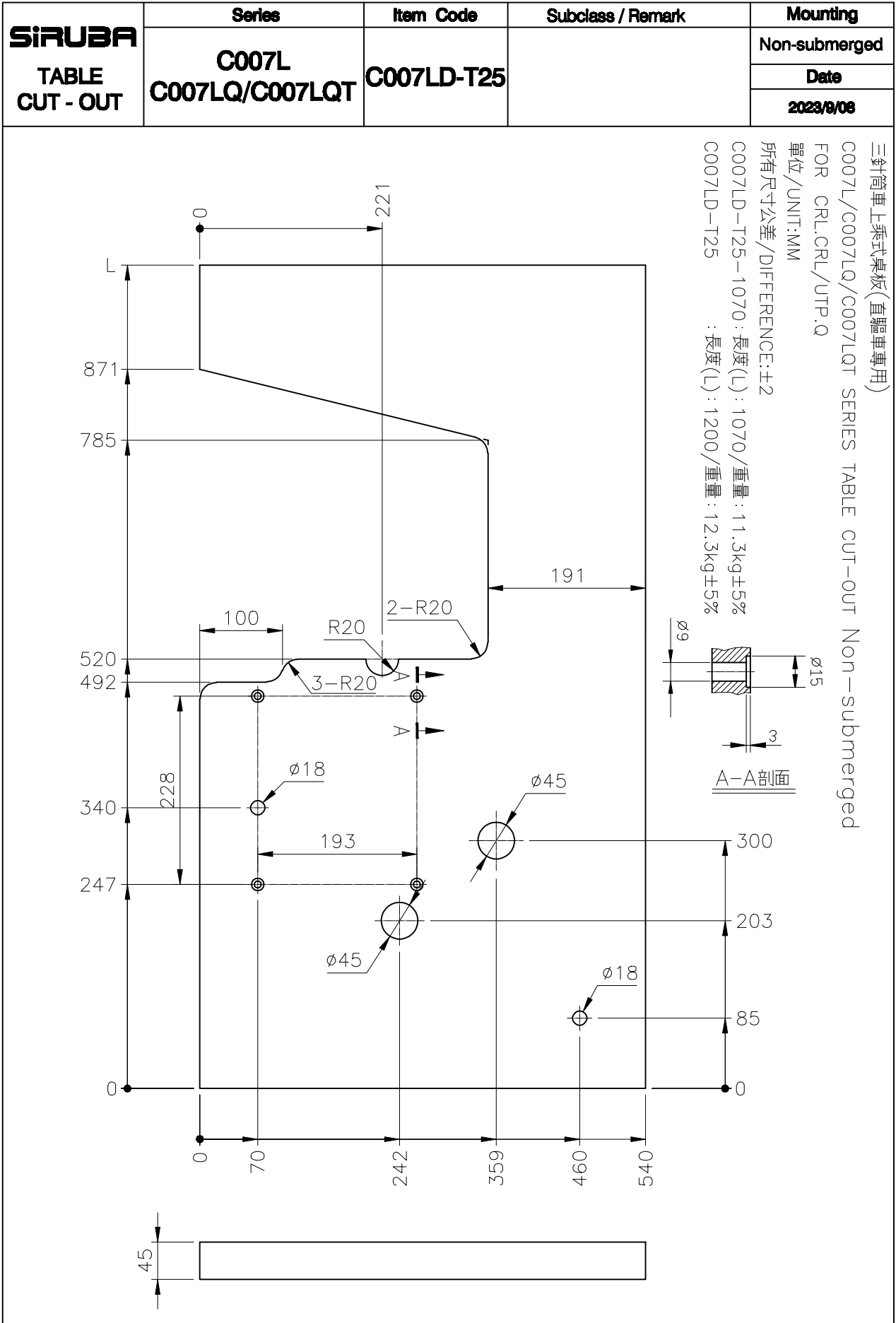
B

C

D

E





SIRUBA TABLE CUT - OUT	Series	Item Code	Subclass / Remark	Mounting
	C007L C007LQ/C007LQT	C007LD-T30		Non-submerged
				Date
				2023/09/13

三針筒車上乘式桌板(直驅車專用)

C007L/C007LQ/C007LQT SERIES TABLE CUT-OUT Non-submerged

單位/UNIT:MM

FOR一般車及自動切線

所有尺寸公差/DIFFERENCE:±2

C007LD-T30-1070:長度(L):1070mm

C007LD-T30 :長度(L):1200mm

