

ASP-PTA SERIES

自動上紙標機

Automatic Paper Tag Attaching Machine



ASP-PTA101



ASP-PTA300

特點

FEATURES

1 彈性卡槽，方便調整，最高容量250張(厚度0.5mm)
Paper card loader is flexible for easy adjustment.
The capacity is up to 250 pieces.

2 旋轉缸更平滑與穩定 (ASP-PTA101)
Smooth and stable rotary cylinder

3 利用快拆裝置，快速調整紙卡尺寸
Card spec easy to adjust by quick release device.

4 單件車縫的週期時間，約為3-5秒鐘
Cycle time 3-5 sec

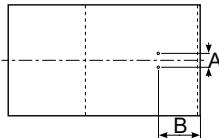
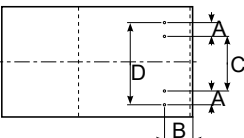
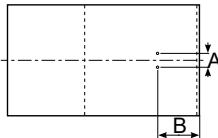
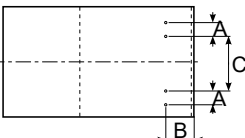
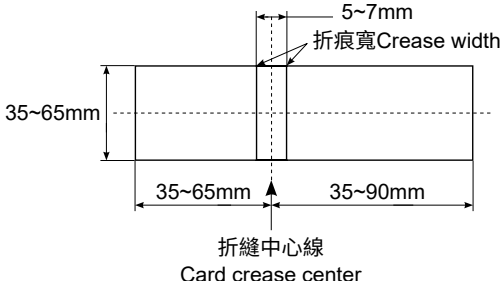
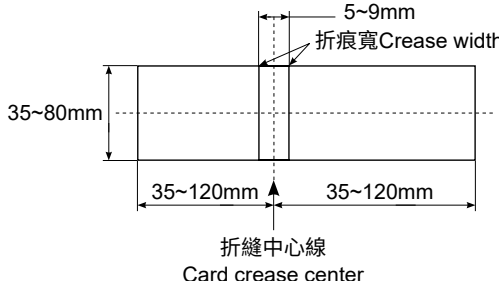
5 儲氣筒(選配)，解決氣源不穩的問題
Air Tank (Optionl), solution to the unstable air supply.

影片連結
Video link



規格

SPECIFICATIONS

型號 Model	ASP-PTA101	ASP-PTA300
縫紉機機頭 Machine Head	SiRUBA LKS-1903AN	花樣 (電子循環車) JUKI AMS-201EN-1510
車縫速度 Sewing Speed	2000 SPM (最高Max)	2800 SPM (最高Max)
使用針型 Needle Type	DP×17 #11	DP×17 #11~14
紙卡單邊長 Card Length	Left 35~65 mm, Right 35~90 mm	Left 35~120 mm, Right 35~120 mm
紙卡寬度 Card Width	35~65 mm	35~80 mm
折痕寬度 Crease Width	5~7 mm	5~9 mm
紙卡厚度 Card Thickness	0.4~0.6 mm	0.4~0.6 mm
車縫範圍 Sewing range	<p>Singal seam</p>  <p>A 3~6mm B 15~30mm</p> <p>Double seam</p>  <p>A 3~6mm×2 B 10~25mm C 20~30mm D ≤40mm (考慮縮放比例 Consider scale size)</p>	<p>Singal seam</p>  <p>A 3~6mm B 10~60mm</p> <p>Double seam</p>  <p>A 3~6mm×2 B 10~60mm C 30~80mm</p>
適用紙卡規格 Card dimensions	 <p>5~7mm 折痕寬Crease width</p> <p>35~65mm</p> <p>35~65mm 35~90mm</p> <p>折縫中心線 Card crease center</p>	 <p>5~9mm 折痕寬Crease width</p> <p>35~80mm</p> <p>35~120mm 35~120mm</p> <p>折縫中心線 Card crease center</p>
氣體消耗量 Air Consumption	2 L/min	4 L/min
氣壓 Air Pressure	0.5 Mpa	
電源電壓 Power Supply	Single Phase 1Φ AC200~240V 50/60Hz	
消費電力 Power Consumption	660 W (Max)	
機器尺寸 Dimensions	(W)1050×(D)705×(H)1530 mm (With table and thread stand 含桌板、線架)	(W)1000×(D)750×(H)1530 mm (With table and thread stand 含桌板、線架)