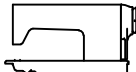

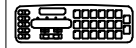


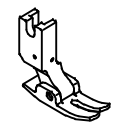



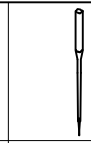

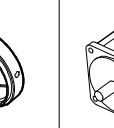


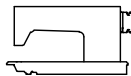
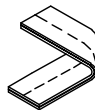



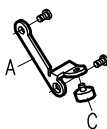


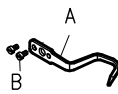
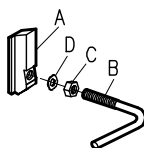


| | | | | |
|----------------------------------|--------|----------|-------|------------|
| SIRUBA GAGE PARTS LIST | Series | Remark | Page | Date |
| | DL7000 | L1/M1/H1 | 1 / 1 | 2013/01/01 |

DL7000-L1/M1/H1規格件表 CONVERSION CHART

| | | | | | | | | | | | |
|---|---|---|---|--|---|---|---|---|---|---|---|
|  |  |  |  |  |  |  |  |  |  |  |  |
| MODEL | SUB-CLASS | OPERATING PANEL | NEEDLE PLATE | FEED DOG | PRESSER FOOT | HOOK ASM | BOBBIN CASE ASM | BOBBIN | NEEDLE | HAND WHEEL | MOTOR |
| 機 型 | 規 格 | 操作盒 | 針 板 | 送 具 | 押 具 | 梭 頭 | 梭 殼 | 梭 子 | 針 號 | 手輪 | 馬達 |
| DL7000-L1-10 ~ DL7000-L1-13 | 薄布料 | LU280-A | E701 | D701 | P721 | G121 | G202 | G303 | DAX1#9 | LH500-E | T50D8S11 |
| DL7000-M1-10 ~ DL7000-M1-13 | 薄中布 | | E704 | D701 | P701 | G121 | G202 | G303 | DBX1#14 | | |
| DL7000-M1A-10 ~ DL7000-M1A-13 | 至 厚布料 | | E704D | D702 | P701 | G121 | G202 | G303 | DBX1#14 | | |
| DL7000-H1-10 ~ DL7000-H1-13 | 厚布料 | | E711 | D711 | P711 | G122J | G202 | G303 | DBX1#21 | | |
| DL7000-H1A-10 ~ DL7000-H1A-13 | | | E711D | D711D | P711D | G122J | G202 | G303 | DBX1#21 | | |


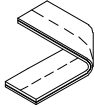


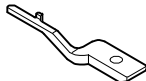
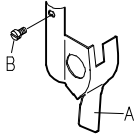




| | | | | |
|--|--------------------|---------------|-------|------------|
| SIRUBA MODEL COMPARE LIST | Series | Remark | Page | Date |
| | L918U/DL918/DL7000 | -L1/M1/H1/HM1 | 1 / 4 | 2013/01/01 |

L918U/DL918/DL7000 型別件表

| | | | | | | | | | | | | | | | |
|---|---|---|---|---|---|---|---|---|---|---|---|-------|--------|-------|--------|
|  |  |  |  |  |  |  |  |  |  |  |  | | | | |
| MODEL | SUB-CLASS | SPRING | SPRING | SPRING | THREAD GUIDE | THREAD GUIDE | SPRING | THREAD GUIDE | THREAD GUIDE BAR | EJECTOR PIN | ADJUSTING KNOB | | | | |
| 機 型 | 規 格 | 控線彈簧 | 控線彈簧 | 挑線彈簧 | 固定片 | 擋環片 | 壓簧 | 導線片 | 導線桿 | 頂出銷 | 調整旋鈕 | | | | |
| L1 | 薄布料 | LA231 | LA22 | LA227 | — | — | | LB204 | A | LB06 | — | LB212 | LC23G | | |
| | | | | | | A | LA17 | | B | SK241 | | | | | |
| | | | | | | | | | A | LB06 | | | | | |
| | | | | | | | | | B | SK613 | | | | B | SK241 |
| M1 | 薄布料 ～ 中厚料 | LA31D | | LA27 | A | LA617 | — | LB04 | A | LB06 | — | LB12 | LC623G | | |
| | | | | | | B | | | SK690 | B | | | | SK241 | |
| | | | | | | C | | | LU38 | | | | | | |
| H1 | 中厚料 ～ 厚布料 | LA131 | | | LA122 | A | LA600 | | — | — | — | | A | LB100 | LC600G |
| | | | B | | | | SK690 | | | | | | B | LB106 | |
| | | | C | | | | LU38 | | | | | | C | NK23 | |
| | | | | D | | | | | | | | WK09 | | | |



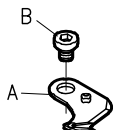
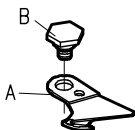



| | | | | |
|-------------------------------------|--------------------|---------------|-------|------------|
| SIRUBA MODEL COMPARE LIST | Series | Remark | Page | Date |
| | L918U/DL918/DL7000 | -L1/M1/H1/HM1 | 2 / 4 | 2013/06/10 |

L918U/DL918/DL7000 型別件表

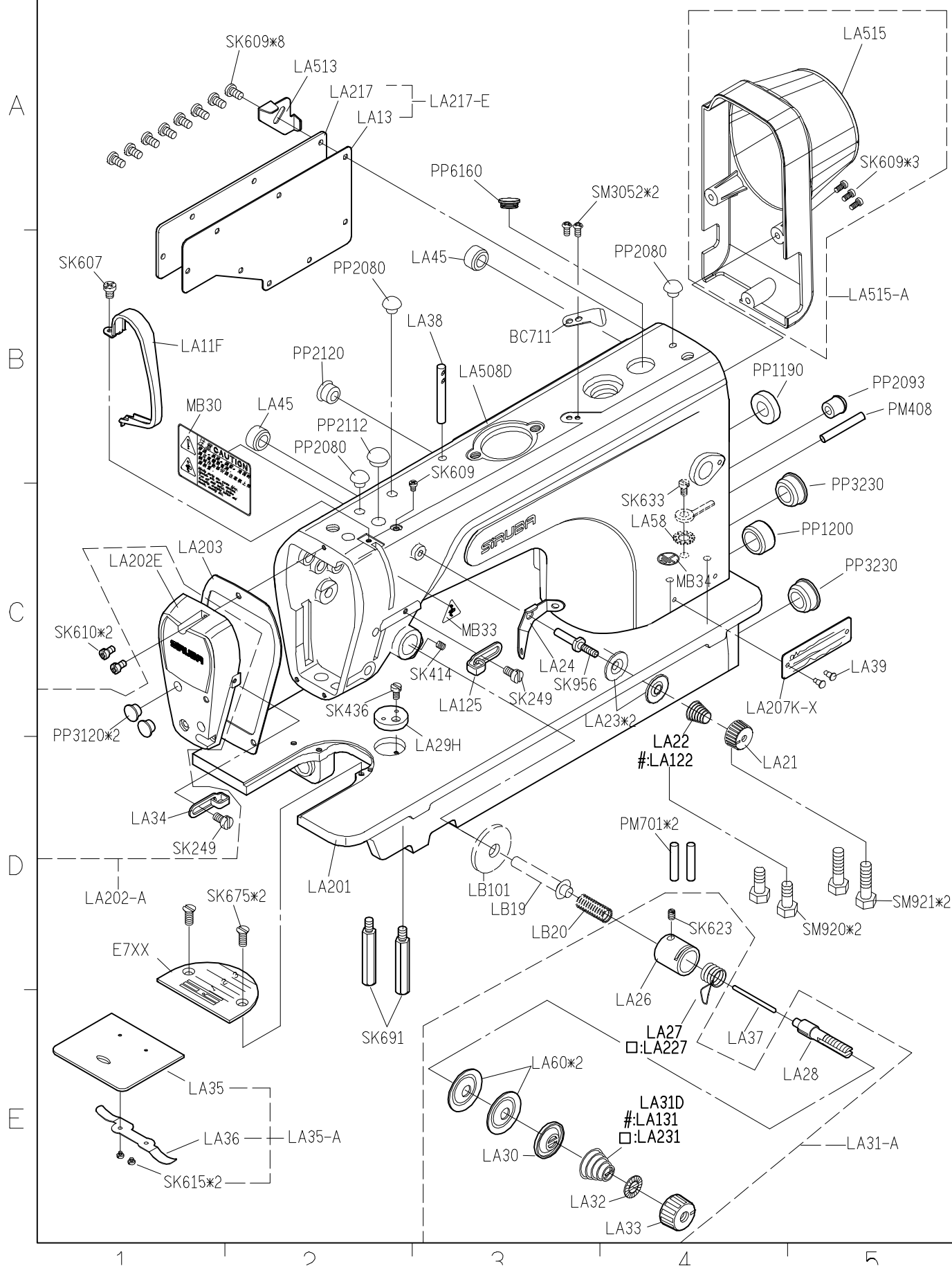
| | | | | | | | | | | |
|---|---|---|---|---|---|-------|---|---|---|---|
|  |  |  |  |  |  | |  |  |  |  |
| MODEL | SUB-CLASS | NEEDLE BAR | FIXED PIN | HOOX FIXER | COVER | | THRAD TAKE UP LEVER | CRANK SHAFT | BUSING | THREAD GUIDE |
| 機 型 | 規 格 | 針棒 | 固定銷 | 旋梭定位板 | 護蓋 | | 天秤 | 曲軸 | 襯套 | 導線環片 |
| L1 | 薄布料 | LG04 | LC13 | LE14D | A | LG01 | LG13 | LG215 | LG07 | LG09 |
| | | | | | B | SK219 | | | | |
| HM1 | 薄布料 ~ 中厚料 | | LC613 | | A | LG101 | LG113 | LG615 | LG107 | LG109 |
| | | | | | B | SK501 | | | | |
| M1 | | | LC13 | | A | LG01 | LG13 | LG15 | — | — |
| | | | | | B | SK219 | | | | |
| H1 | 中厚料 ~ 厚布料 | LG104 | LC613 | LE614D | A | LG101 | LG113 | LG615 | LG107 | LG109 |
| | | | | | B | SK501 | | | | |

| SIRUBA MODEL COMPARE LIST | Series | Remark | Page | Date |
|------------------------------|--------------------|---------------|------|------------|
| | L918U/DL918/DL7000 | -L1/M1/H1/HM1 | 4/4 | 2013/01/01 |

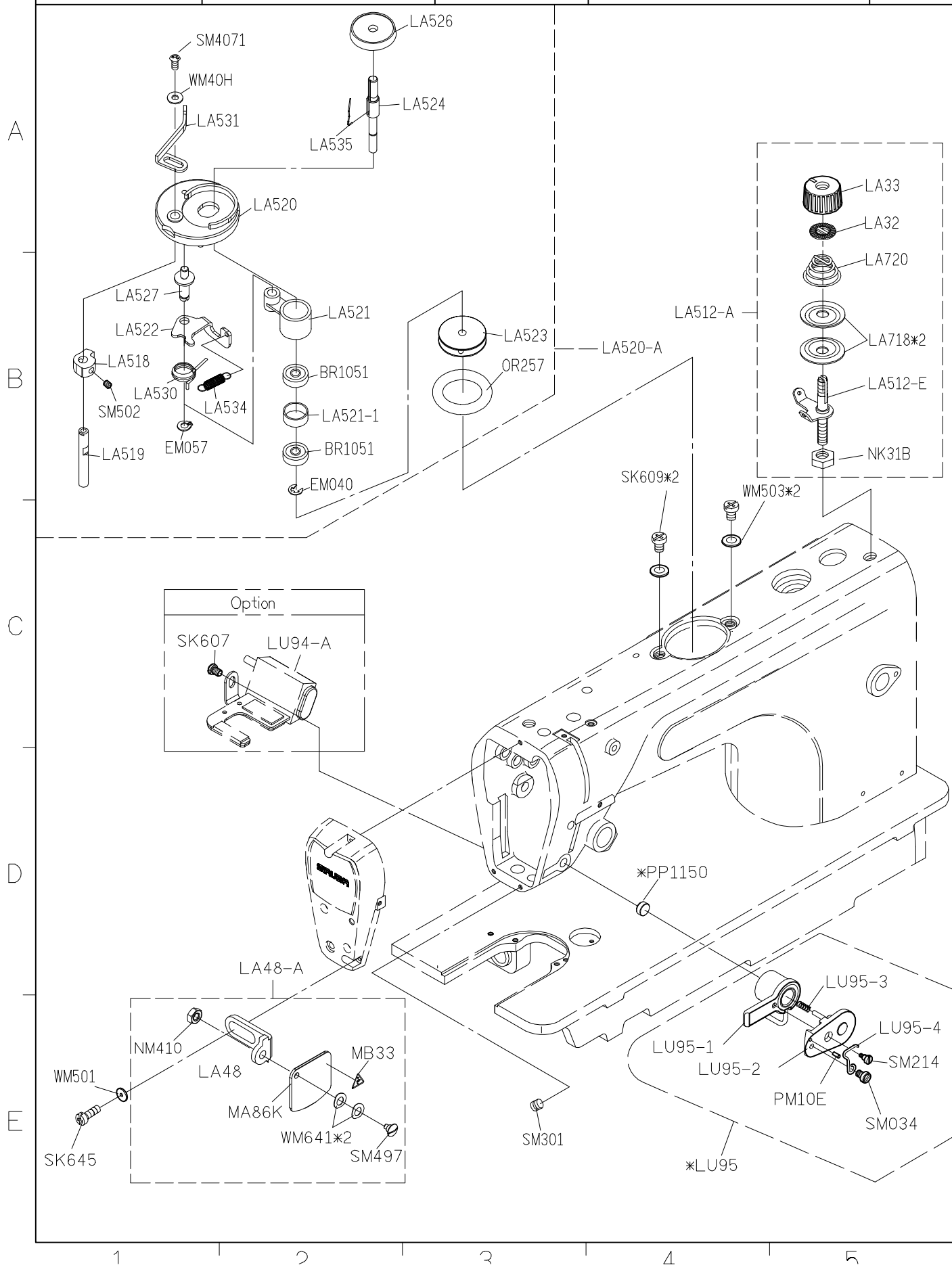
L918U/DL918/DL7000 型別件表

| | | | | | | | | | | |
|---|---|---|-------|---|-------|--|---|---|--|--|
|  |  |  | |  | |  |  |  | | |
| MODEL | SUB-CLASS | MOVABLE KNIFE | | MOVABLE KNIFE | | MOVABLE KNIFE CONNECTING ROD | MOVABLE KNIFE CONNECTING ROD | PRESSER PLATE | | |
| 機 型 | 規 格 | 活動刀 | | 活動刀 | | 活動刀連桿 | 活動刀連桿 | 刀座 | | |
| L1 | 薄布料 | A | LU02 | — | | — | — | LU03 | | |
| | | B | SK660 | | | | | | | |
| HM1 | 薄布料 ～ 中厚料 | A | LU02 | — | | LU01 | — | LU03 | | |
| B | | SK660 | | | | | | | | |
| M1 | | A | LU02 | | | | | | | |
| | | B | SK660 | | | | | | | |
| H1 | 中厚料 ～ 厚布料 | | | A | LU602 | — | LU601 | LU603 | | |
| | | | | B | SK683 | | | | | |

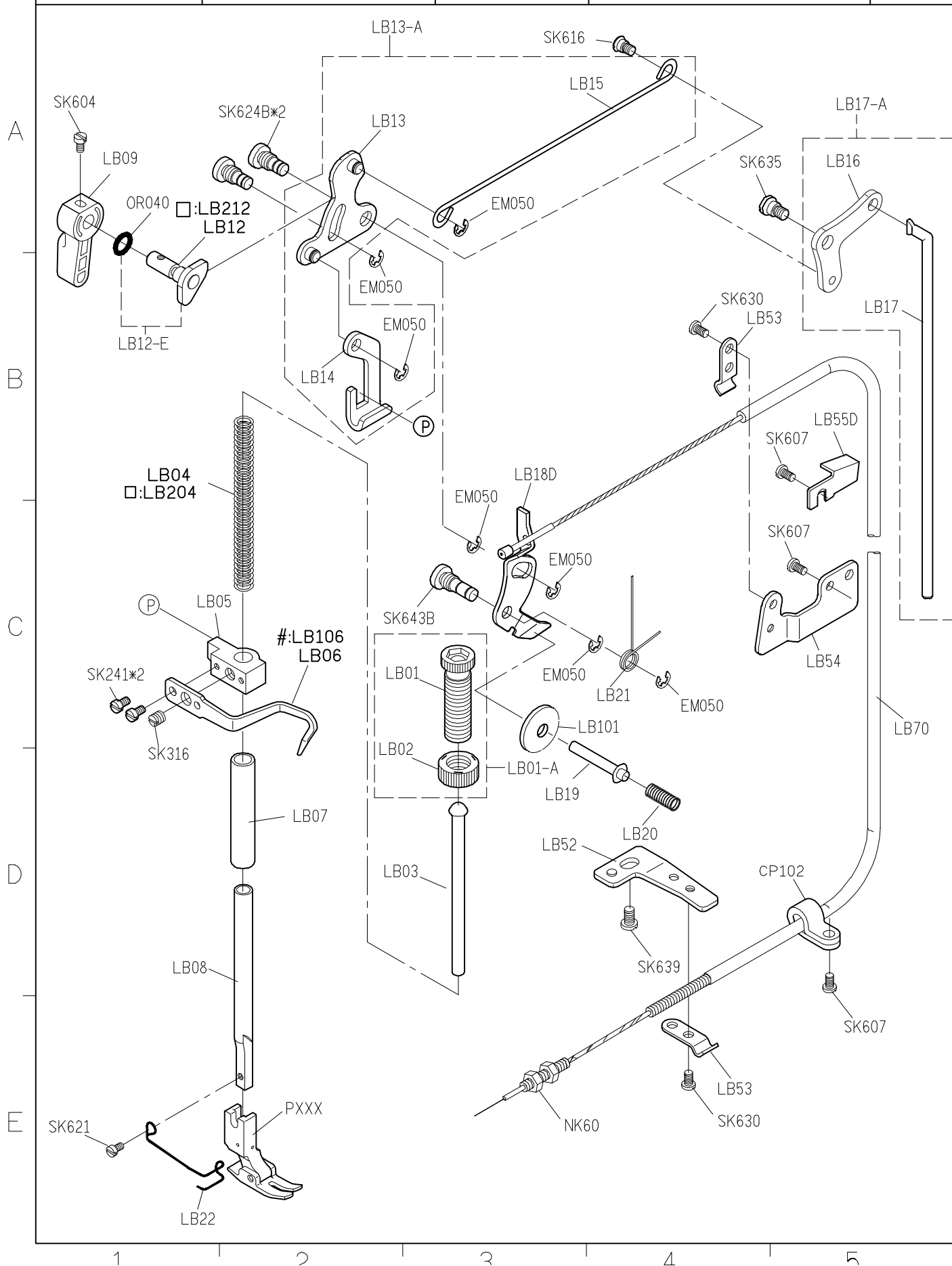
| SIRUBA PARTS LIST | Series | Parts Group | Subclass / Remark | Page |
|----------------------|-----------------|-------------|------------------------------|-----------|
| | DL7000-L1/M1/H1 | LA | #:Use for H1 □:Use for L1 | 1/2 |
| | | | | Date |
| | | | | 2014/12/4 |



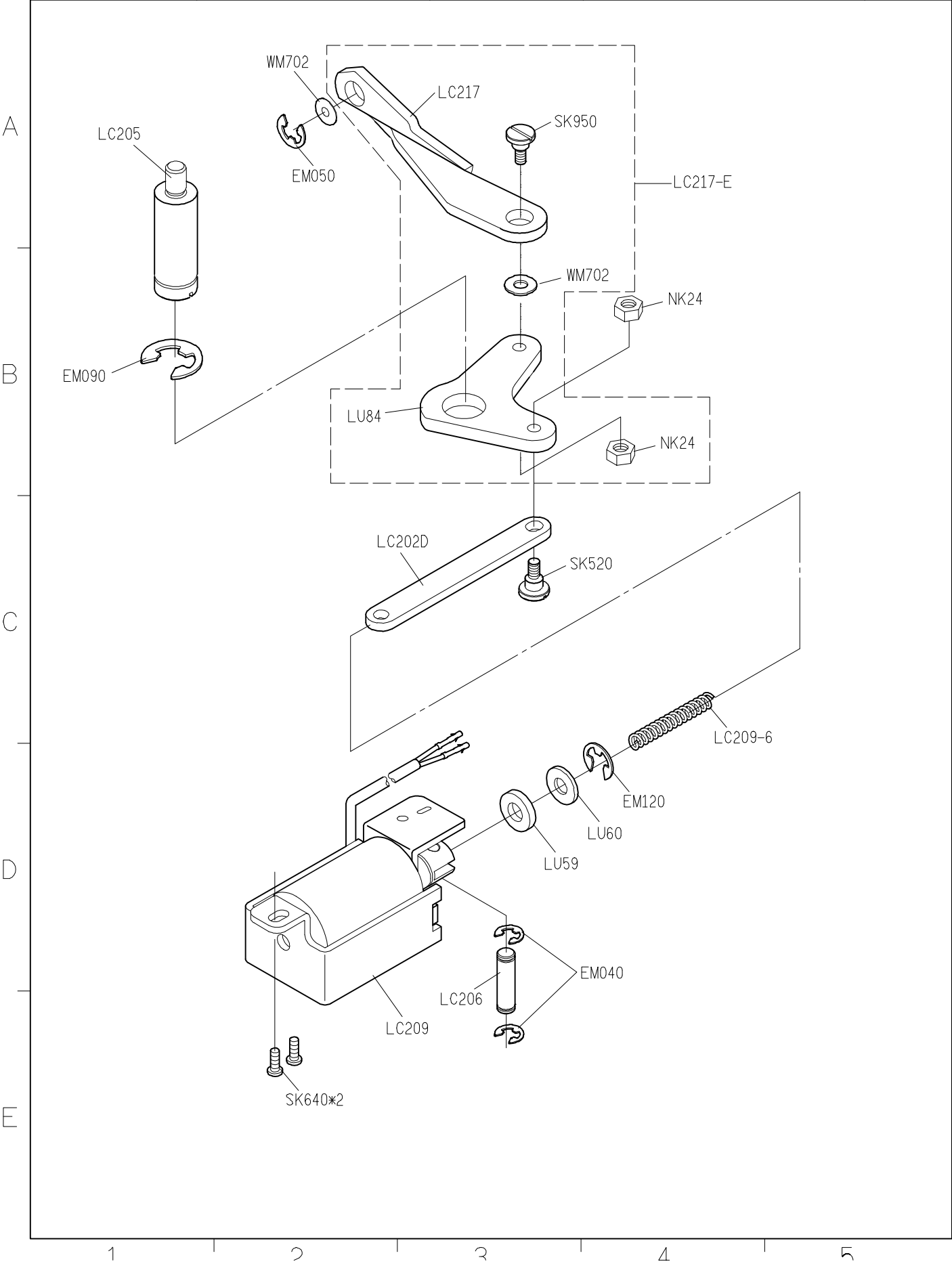
| SIRUBA PARTS LIST | Series | Parts Group | Subclass / Remark | Page |
|----------------------|-----------------|-------------|--|------------|
| | DL7000-L1/M1/H1 | LA | *Assemble PP1150, while disassembling LU95 . *不裝LU95時，組裝PP1150 . | 2/2 |
| | | | | Date |
| | | | | 2015/04/15 |



| SIRUBA PARTS LIST | Series | Parts Group | Subclass / Remark | Page |
|----------------------|-----------------|-------------|------------------------------|-----------|
| | DL7000-L1/M1/H1 | LB | #:Use for H1 □:Use for L1 | 1/1 |
| | | | | Date |
| | | | | 2014/12/4 |



| SIRUBA PARTS LIST | Series | Parts Group | Subclass / Remark | Page |
|--|-----------------|-------------|-------------------|-----------|
| | DL7000-L1/M1/H1 | LC | | 2/2 |
| | | | | Date |
| | | | | 2014/12/4 |



| SIRUBA PARTS LIST | Series | Parts Group | Subclass / Remark | Page |
|----------------------|-----------------|-------------|-------------------|-----------|
| | DL7000-L1/M1/H1 | LD | | 1/1 |
| | | | | Date |
| | | | | 2014/12/4 |

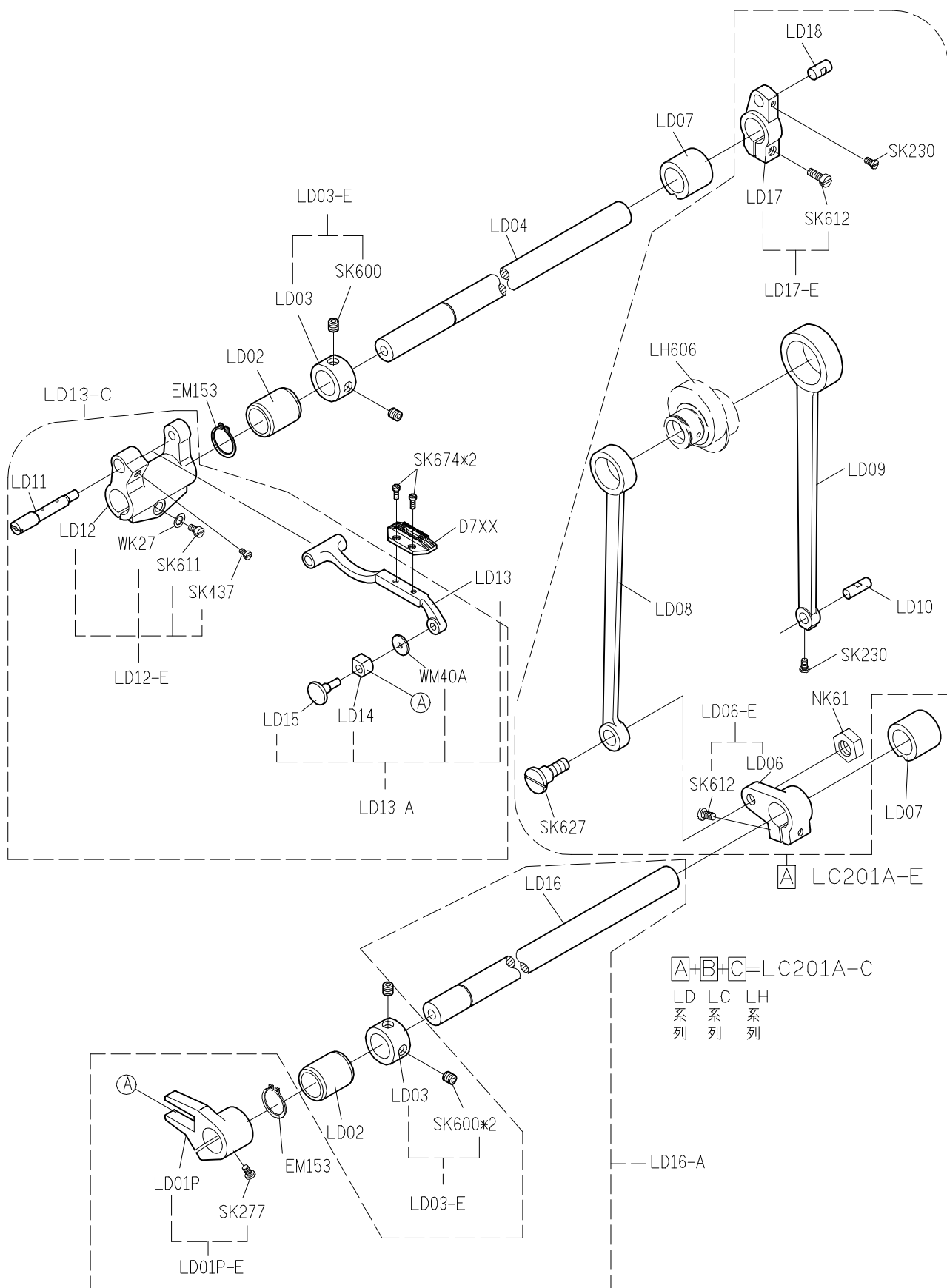
A

B

C

D

E



1

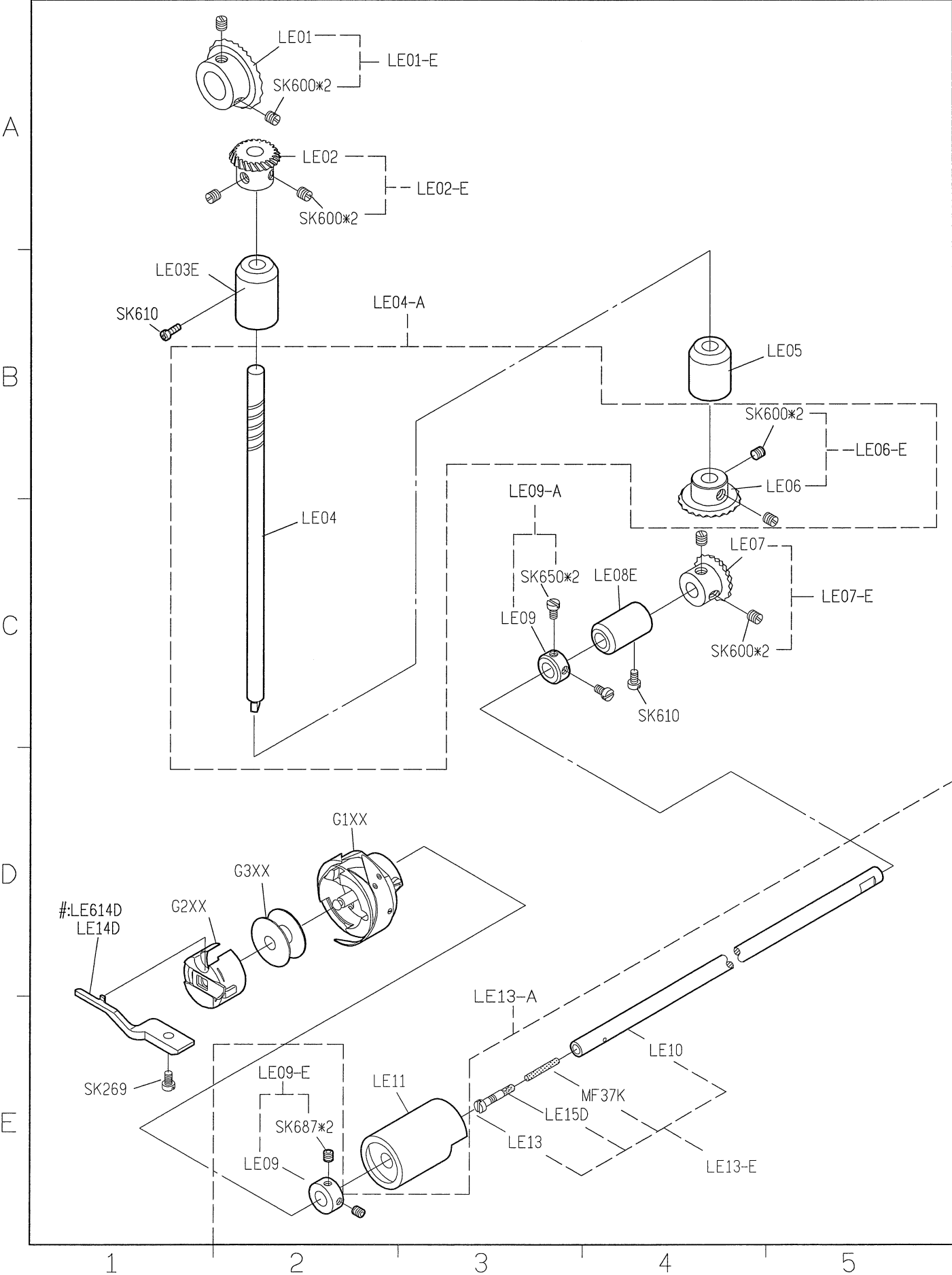
2

3

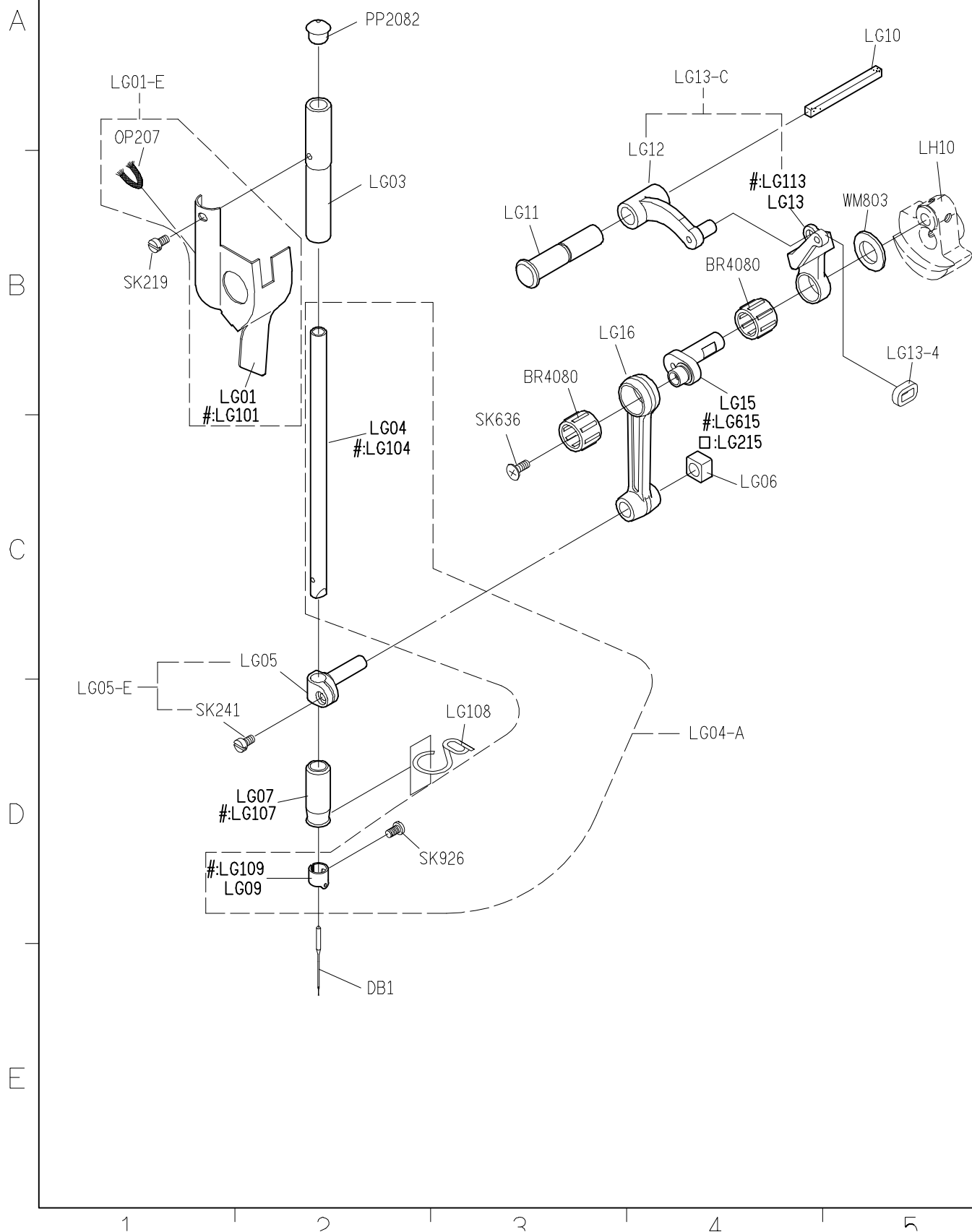
4

5

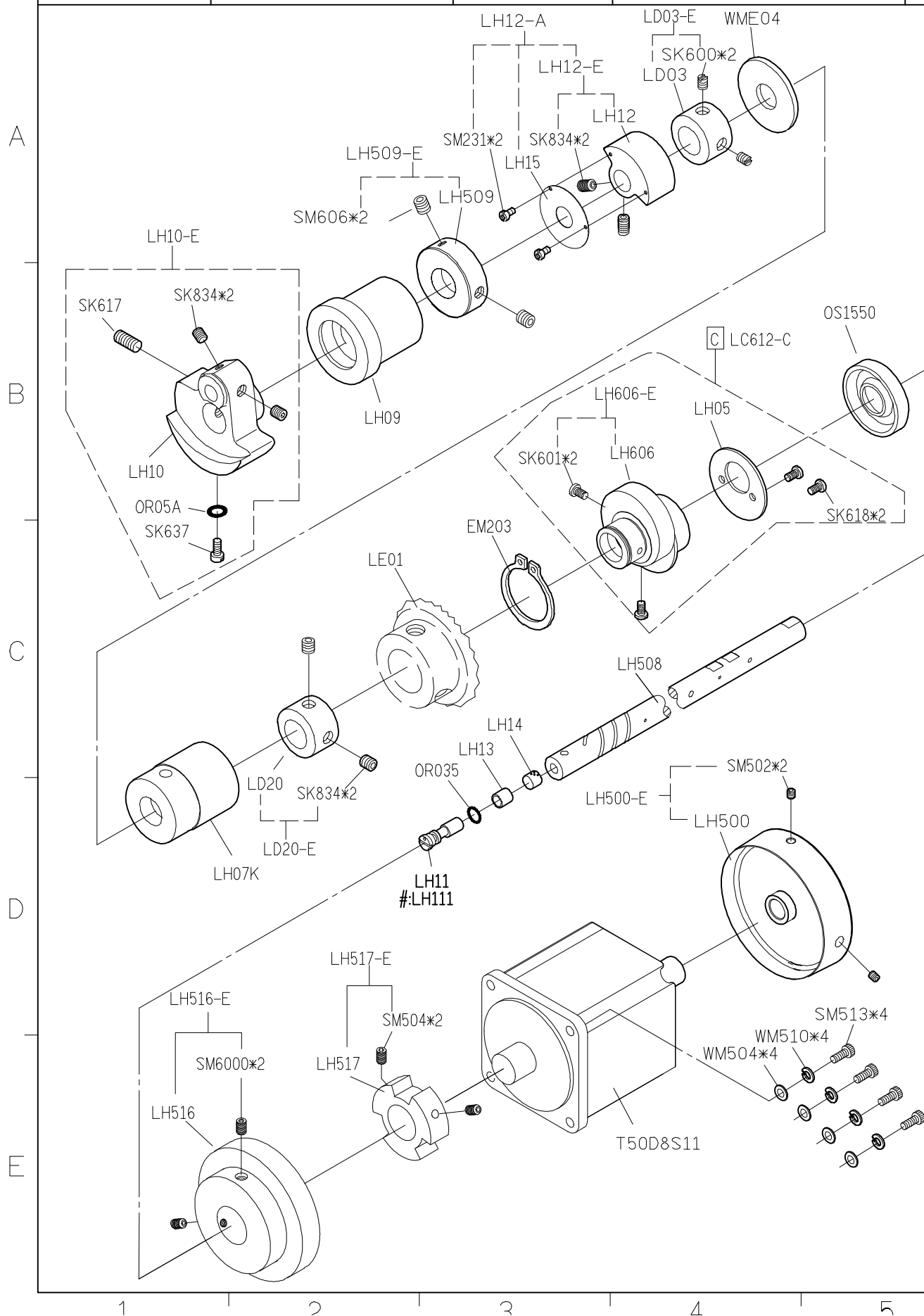
| SIRUBA PARTS LIST | Series | Parts Group | Subclass / Remark | Page |
|----------------------|-----------------|-------------|------------------------------|------------|
| | DL7000-L1/M1/H1 | LE | #:Use for H1 □:Use for L1 | 1/1 |
| | | | | Date |
| | | | | 2015/07/28 |



| SIRUBA PARTS LIST | Series | Parts Group | Subclass / Remark | Page |
|--|-----------------|-------------|------------------------------|-----------|
| | DL7000-L1/M1/H1 | LG | #:Use for H1 □:Use for L1 | 1/1 |
| | | | | Date |
| | | | | 2014/12/4 |



| SIRUBA PARTS LIST | Series | Parts Group | Subclass / Remark | Page |
|--|-----------------|-------------|------------------------------|-----------|
| | DL7000-L1/M1/H1 | LH | #:Use for H1 □:Use for L1 | 1/1 |
| | | | | Date |
| | | | | 2014/12/4 |



| SIRUBA PARTS LIST | Series | Parts Group | Subclass / Remark | Page |
|----------------------|-----------------|-------------|-------------------|--------------------|
| | DL7000-L1/M1/H1 | LL | | 1/1 |
| | | | | Date 2015/03/24 |

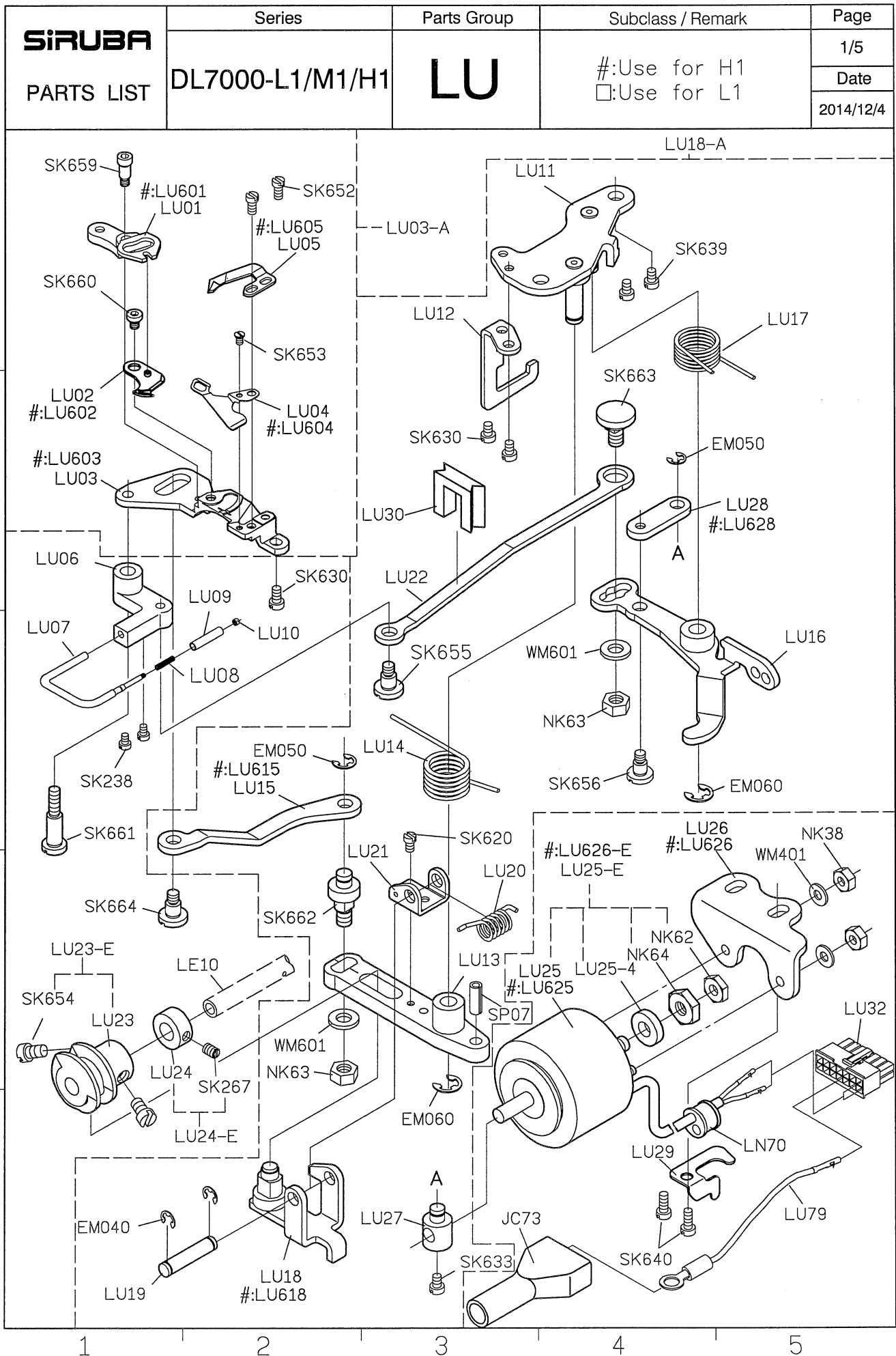
1

2

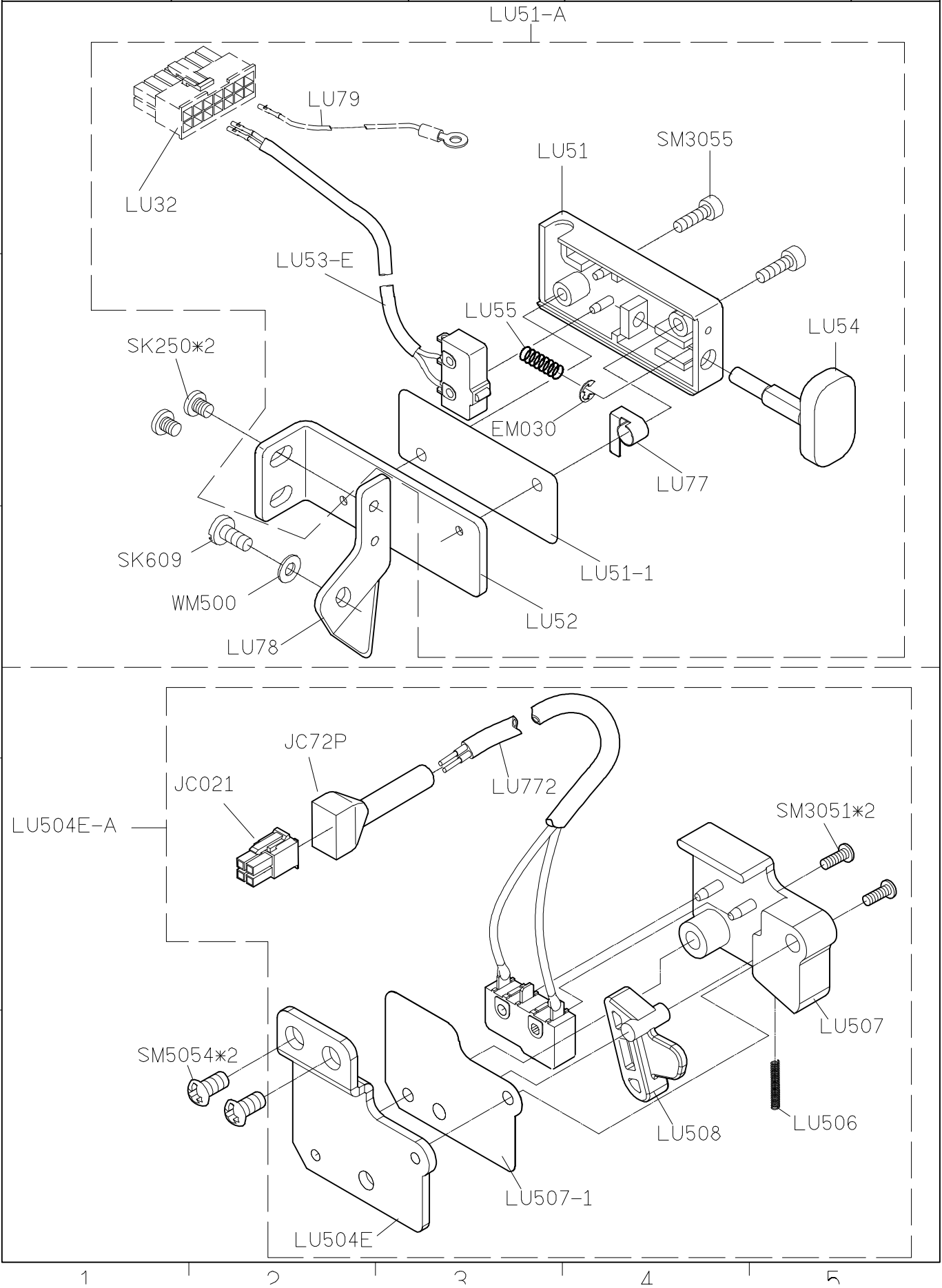
3

4

5



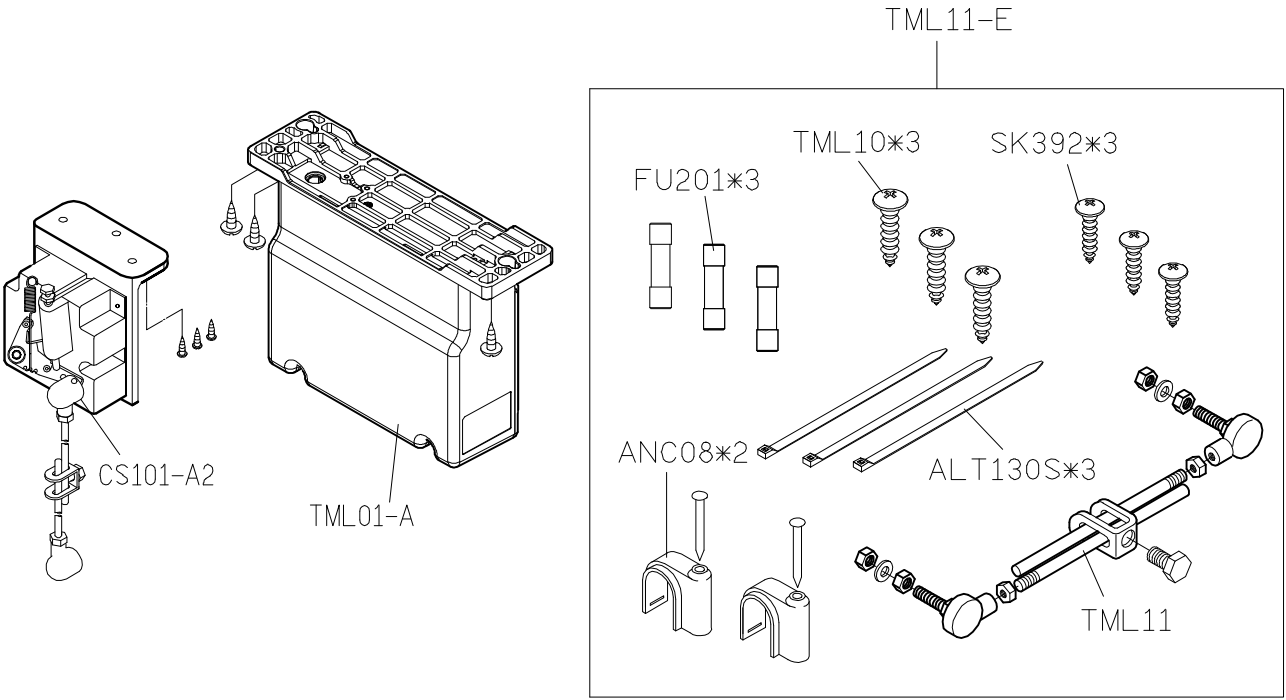
| SIRUBA PARTS LIST | Series | Parts Group | Subclass / Remark | Page |
|--|-----------------|-------------|-------------------|------------|
| | DL7000-L1/M1/H1 | LU | | 2/5 |
| | | | | Date |
| | | | | 2015/01/19 |



| | | | | |
|--|-----------------|--------------------|--------------------------|-------------|
| SIRUBA PARTS LIST | Series | Parts Group | Subclass / Remark | Page |
| | DL7000-L1/M1/H1 | LU | | 4/5 |
| | | | | Date |
| | | | | 2014/12/4 |

A

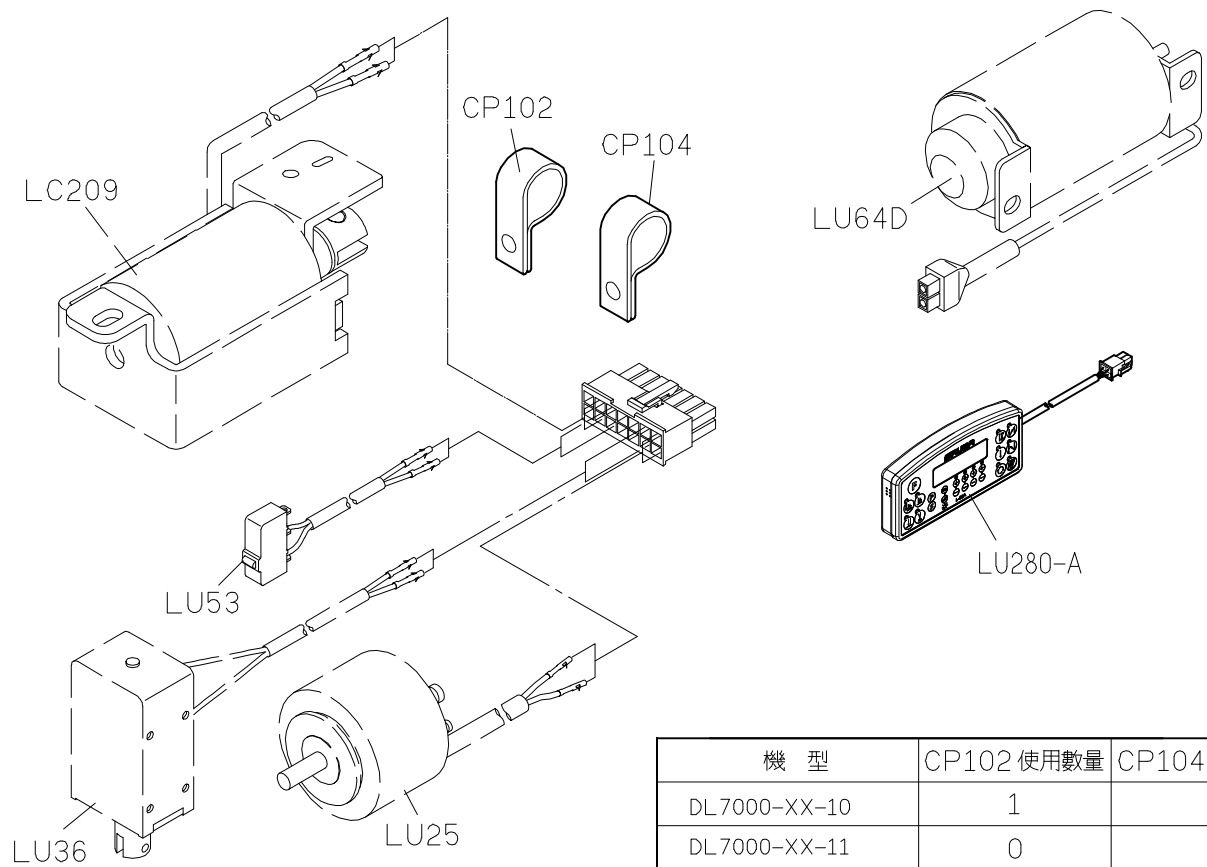
B



C

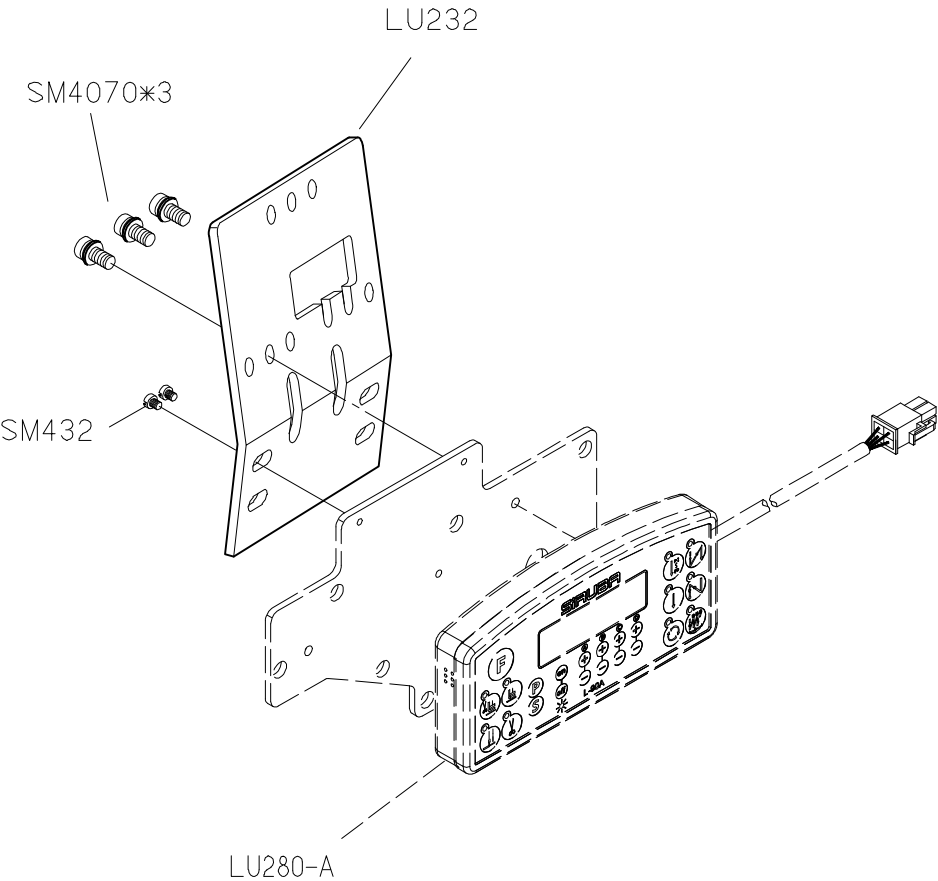
D

E



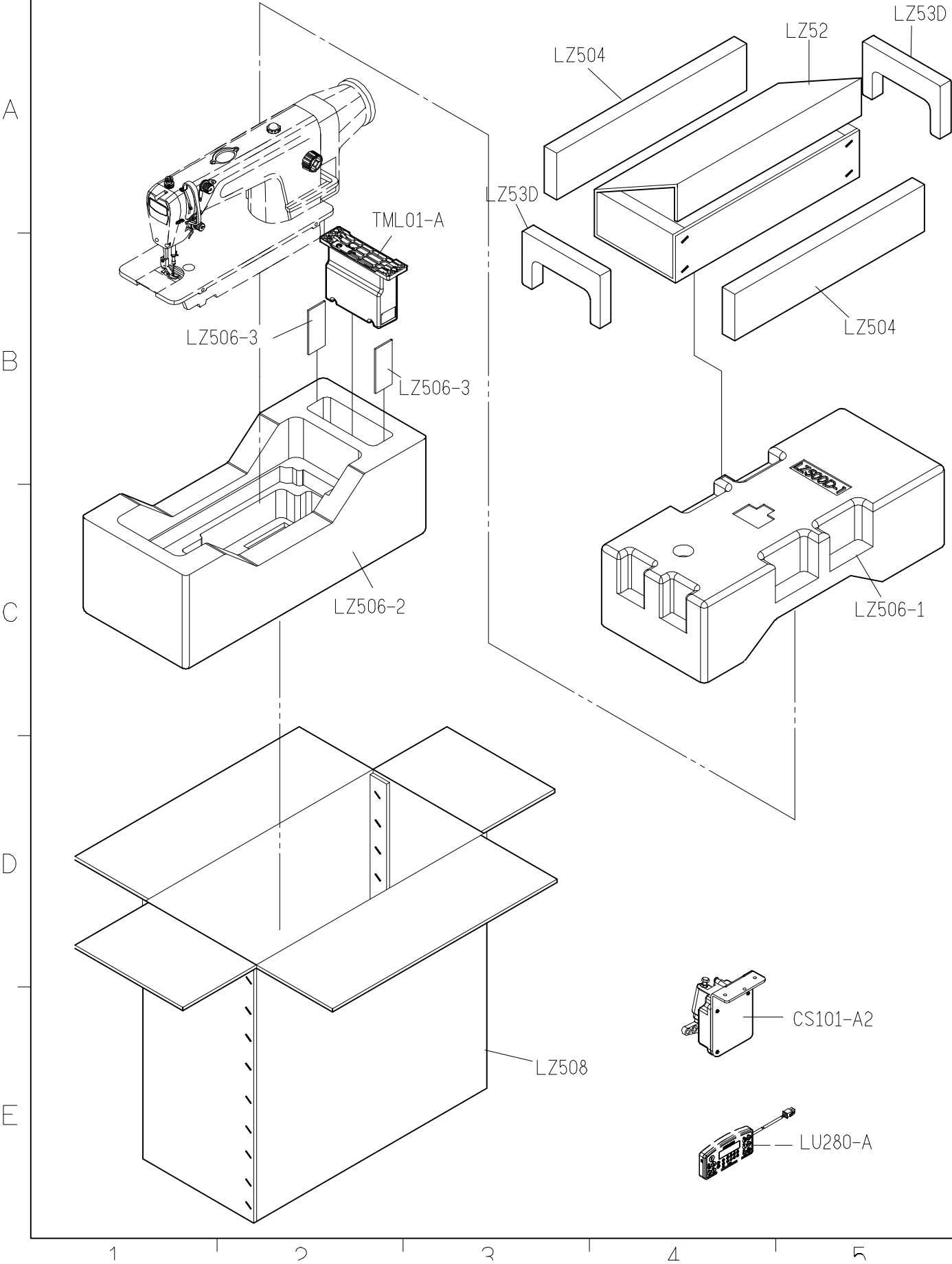
| 機 型 | CP102 使用數量 | CP104 使用數量 |
|--------------|------------|------------|
| DL7000-XX-10 | 1 | 1 |
| DL7000-XX-11 | 0 | 2 |
| DL7000-XX-12 | 1 | 1 |
| DL7000-XX-13 | 0 | 2 |

| | | | | |
|--|-----------------|--------------------|--------------------------|-------------|
| SIRUBA PARTS LIST | Series | Parts Group | Subclass / Remark | Page |
| | DL7000-L1/M1/H1 | LU | | 5/5 |
| | | | | Date |
| | | | | 2014/12/4 |

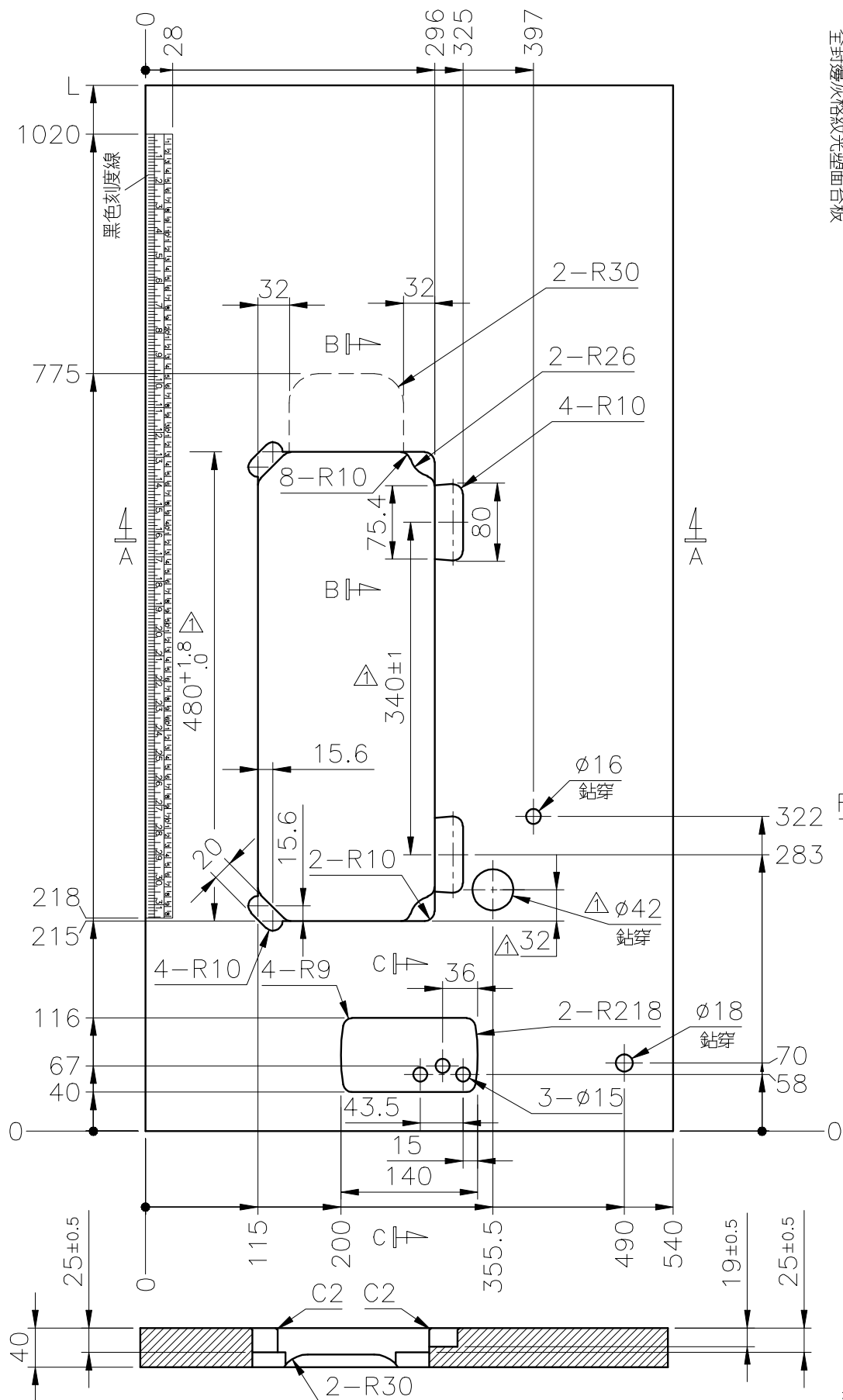


| 代碼 NO. | 操作面板 Control Panel | 代碼 NO. | 自動切線 Auto THREAD Trimmer | 快速倒縫 Reverse Feeding | 撥線桿 Wiper | 自動抬押具 Auto Lifer |
|-----------|-----------------------|-----------|--------------------------------|----------------------------|--------------|---------------------|
| 1 | LU280-A | 0 | v | v | — | — |
| | | 1 | v | v | V | — |
| | | 2 | v | v | — | v |
| | | 3 | v | v | v | v |

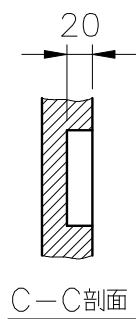
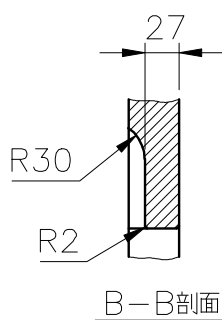
| SIRUBA PARTS LIST | Series | Parts Group | Subclass / Remark | Page |
|--|-----------------|-------------|-------------------|-----------|
| | DL7000-L1/M1/H1 | LZ | | 1/1 |
| | | | | Date |
| | | | | 2014/12/4 |



| SIRUBA TABLE CUT - OUT | Series | Item Code | Subclass / Remark | Mounting |
|------------------------------|--|------------|-------------------|-----------------|
| | DL720/DL6800/DL6900 DL7000/DL7200/DL7300 DL7400/DL7500/DL3880 DL380 ▲ | DL7000T-T1 | | Fully-submerged |
| | | | | Date |
| | | | | 2021/04/26 |



單針高速直驅式平縫車全沉式桌板圖
單位 / UNIT: mm
所有尺寸公差 / DIFFERENCE: ±2
DL7000T-T1-1070 長度(L): 1070 / 重量: 10kg ±5%
DL7000T-T1 長度(L): 1200 / 重量: 11.4kg ±5%
全封邊/灰格紋光塑面台板



A-A剖面