










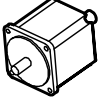


<b>SIRUBA</b> <b>GAGE PARTS LIST</b>	Series	Remark	Page	Date
	DL7000	NM1/NH1	1/1	2019/01/01

# DL7000-NM1/NH1規格件表 CONVERSION CHART

P1

											
MODEL	SUB-CLASS	OPERATING PANEL	NEEDLE PLATE	FEED DOG	PRESSER FOOT	HOOK ASM	BOBBIN CASE ASM	BOBBIN	NEEDLE	HAND WHEEL	MOTOR
機 型	規 格	操作盒	針 板	送 具	押 具	梭 頭	梭 殼	梭 子	針 號	手輪	馬達
DL7000-NM1-10 ~ DL7000-NM1-13	薄中布 2 薄中布	LU280-A	E706	D704	P708	G121	G202	G303	DBX1#14	LH500-E	T50D8S11
DL7000-NH1-10 ~ DL7000-NH1-13	厚布料		E707	D714	P714	G124	G202	G303	DBX1#21		

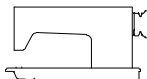
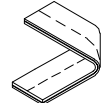



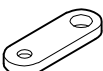
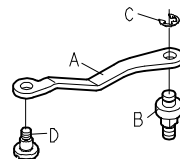
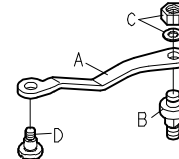
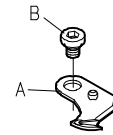
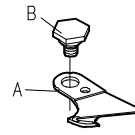
<b>SIRUBA</b> MODEL COMPARE LIST	Series	Remark	Page	Date
	L918/L918U/DL918/DL7000	NM1/NH1	1 / 3	2013/06/10

## L918/L918U/DL918/DL7000 型別件表

									
MODEL	SUB-CLASS	SPRING	SPRING	ECCENTRIC	THREAD GUIDE	NEEDLE BAR	FIXED PIN	ADJUSTING KNOB	HOOK FIXER
機 型	規 格	控線彈簧	控線彈簧	偏心凸輪	擋環片	針棒	固定銷	調整旋鈕	旋梭定位板
NM1	薄布料 ~ 中厚料	LA31	LA22	LN38	A LA17	LN37	LC13	LC23G	LE14D
					B SK613				
NH1	中厚料 ~ 厚布料	LA131	LA122	LN63	A LA150	LN62	LC613	LC623G	LE614D
					B SK689				

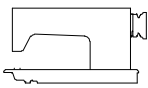
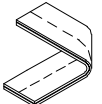

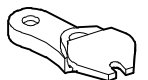

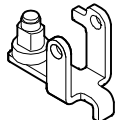

<b>SIRUBA</b> MODEL COMPARE LIST	Series	Remark	Page	Date
	L918/L918U/DL918/DL7000	NM1/NH1	2 / 3	2013/01/01

## L918/L918U/DL918/DL7000 型別件表

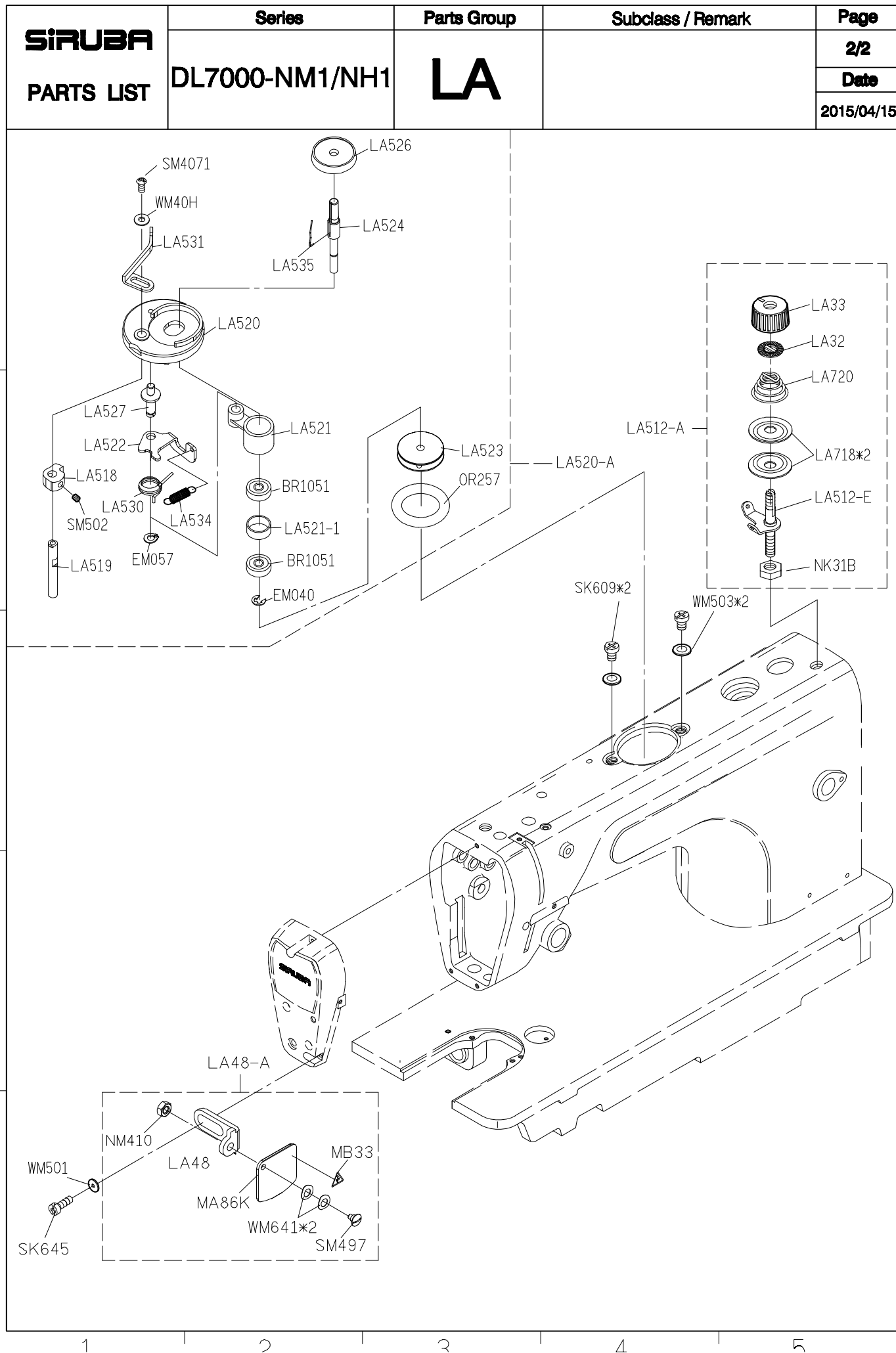
													
MODEL	SUB-CLASS	SOLENOID BRACKET	PRESSER PLATE	FIXED PLATE	FIXED PLATE	CONNECTING ROD		CONNECTING ROD		MOVABLE KNIFE		MOVABLE KNIFE	
機 型	規 格	電磁閥座	押板	固定刀	固定片	連桿		連桿		活動刀		活動刀	
NM1	薄布料 ~ 中厚料	LU26	LU04	LU05	LU28	A	LU15	—		A	LU02	—	
						B	SK662						
						c	EM050						
						D	SK664						
NH1	中厚料 ~ 厚布料	LU626	LU604	LU605	LU628	—		A	LU615	—		A	LU602
								B	SK677			B	SK683
								c	NK26/WM402				
								D	SK682				

<b>SIRUBA</b> MODEL COMPARE LIST	Series	Remark	Page	Date
	L918/L918U/DL918/DL7000	NM1/NH1	3 / 3	2013/01/01

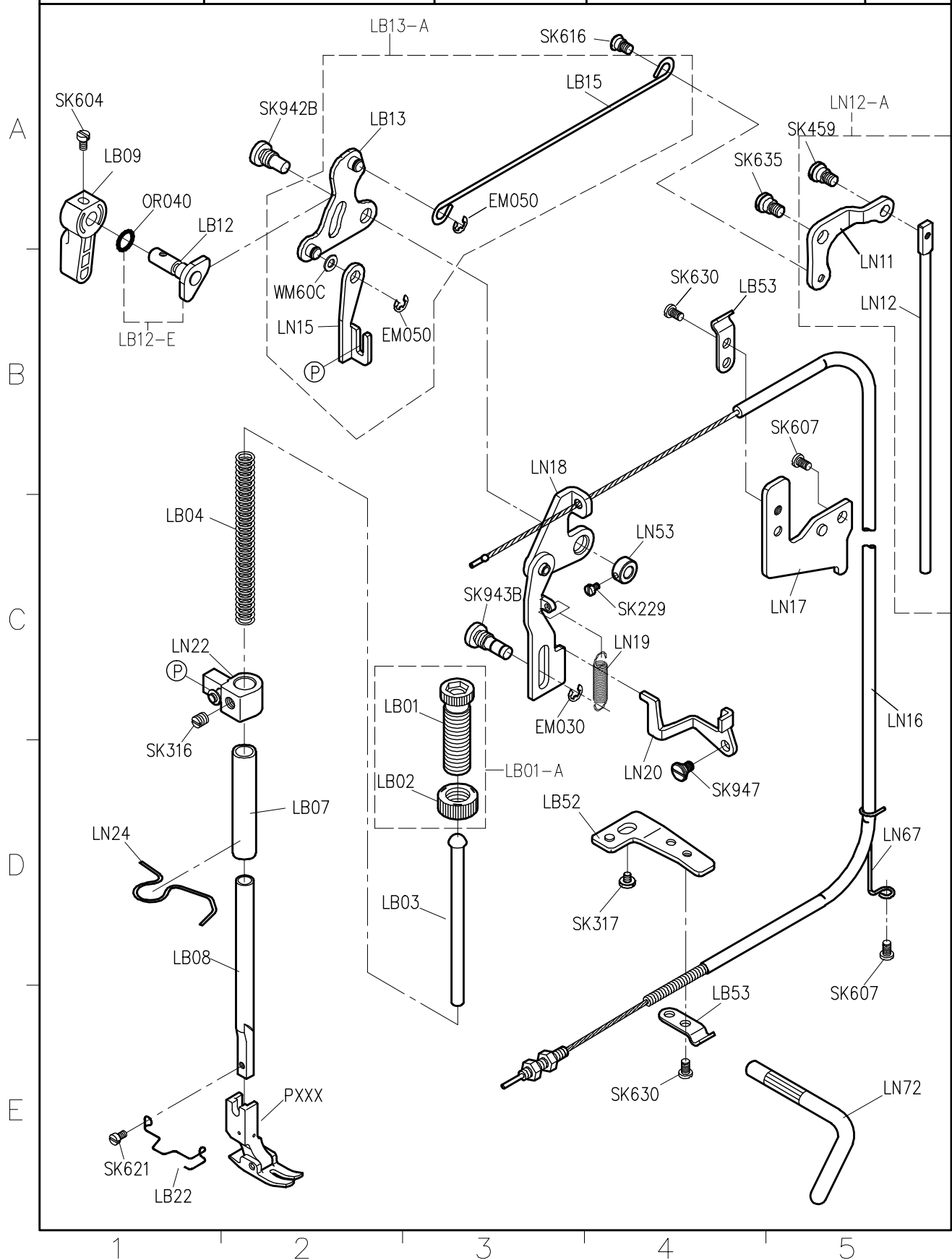
## L918/L918U/DL918/DL7000 型別件表

						
MODEL	SUB-CLASS	MOVABLE KNIFE CONNECTING ROD	MOVABLE KNIFE CONNECTING ROD	PRESSER PLATE	MOVABLE KINFE	TRIMMER SOLENOID
機 型	規 格	活動刀連桿	活動刀連桿	刀座	轉子連桿	切線電磁閥
NM1	薄布料 ~ 中厚料	LU01	—	LU03	LU18	LU25
NH1	中厚料 ~ 厚布料	—	LU601	LU603	LU618	LU625





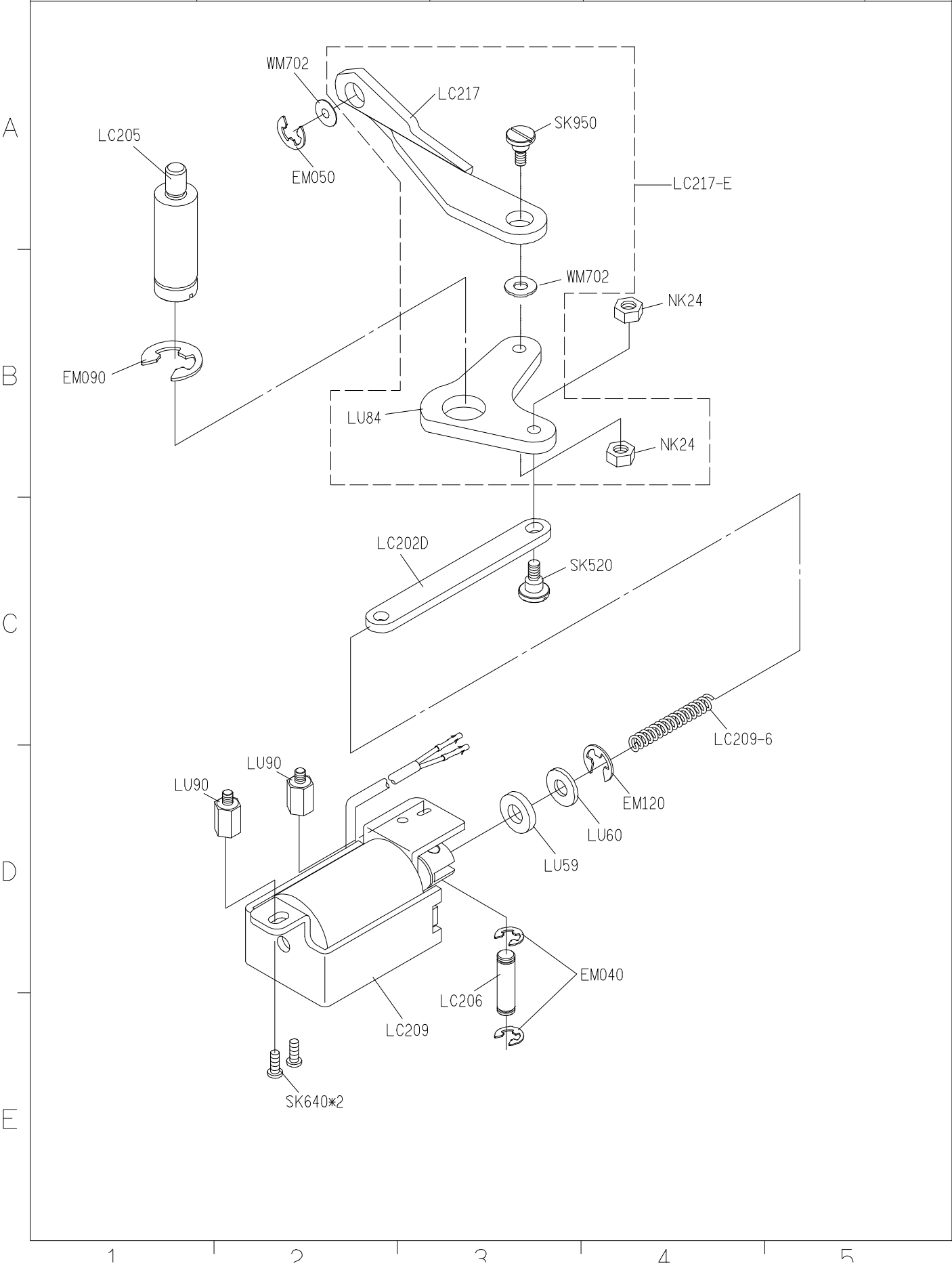
SIRUBA PARTS LIST	Series	Parts Group	Subclass / Remark	Page
	DL7000-NM1/NH1	LB		1/1
				Date
				2013/01/01

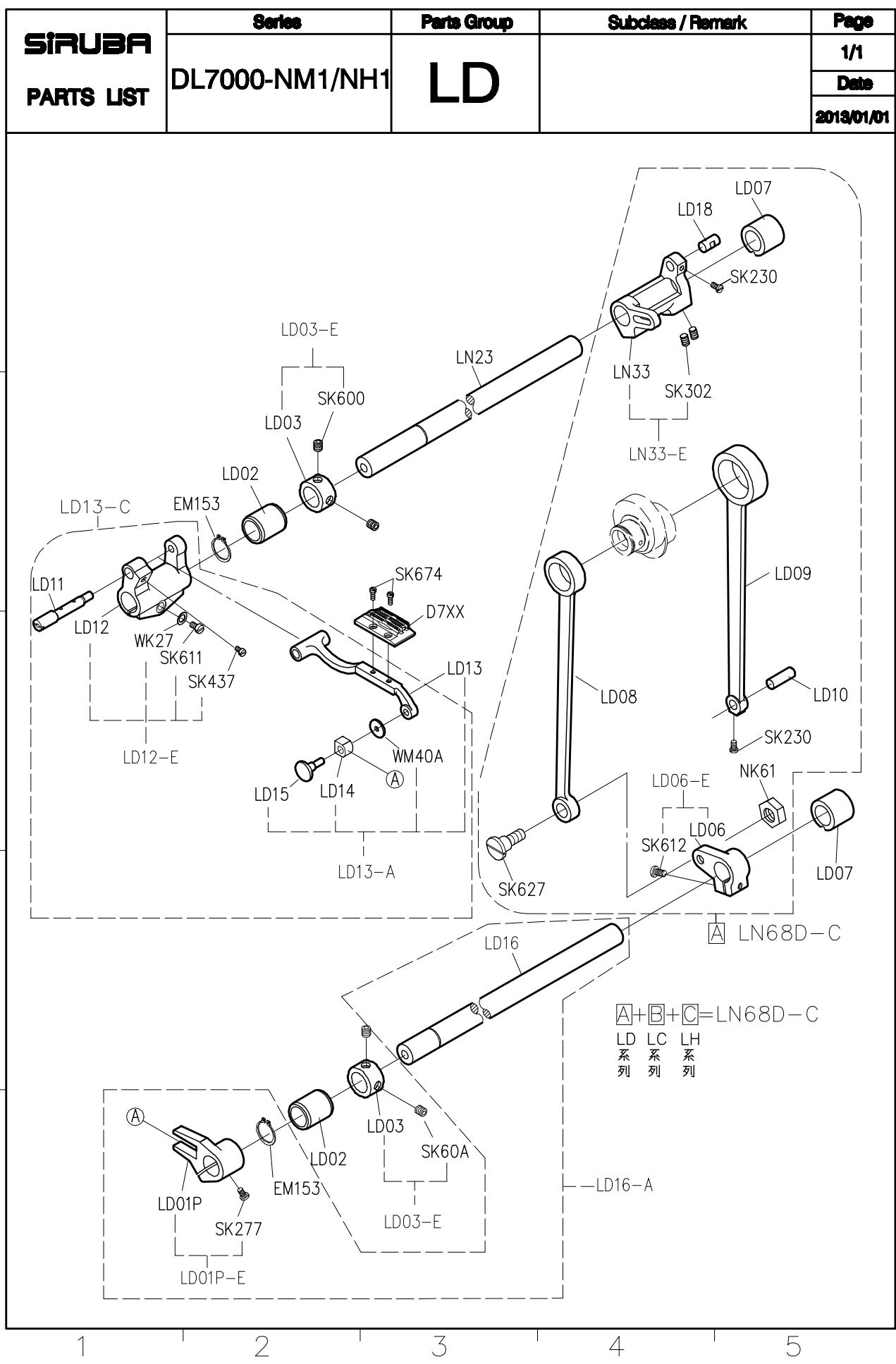




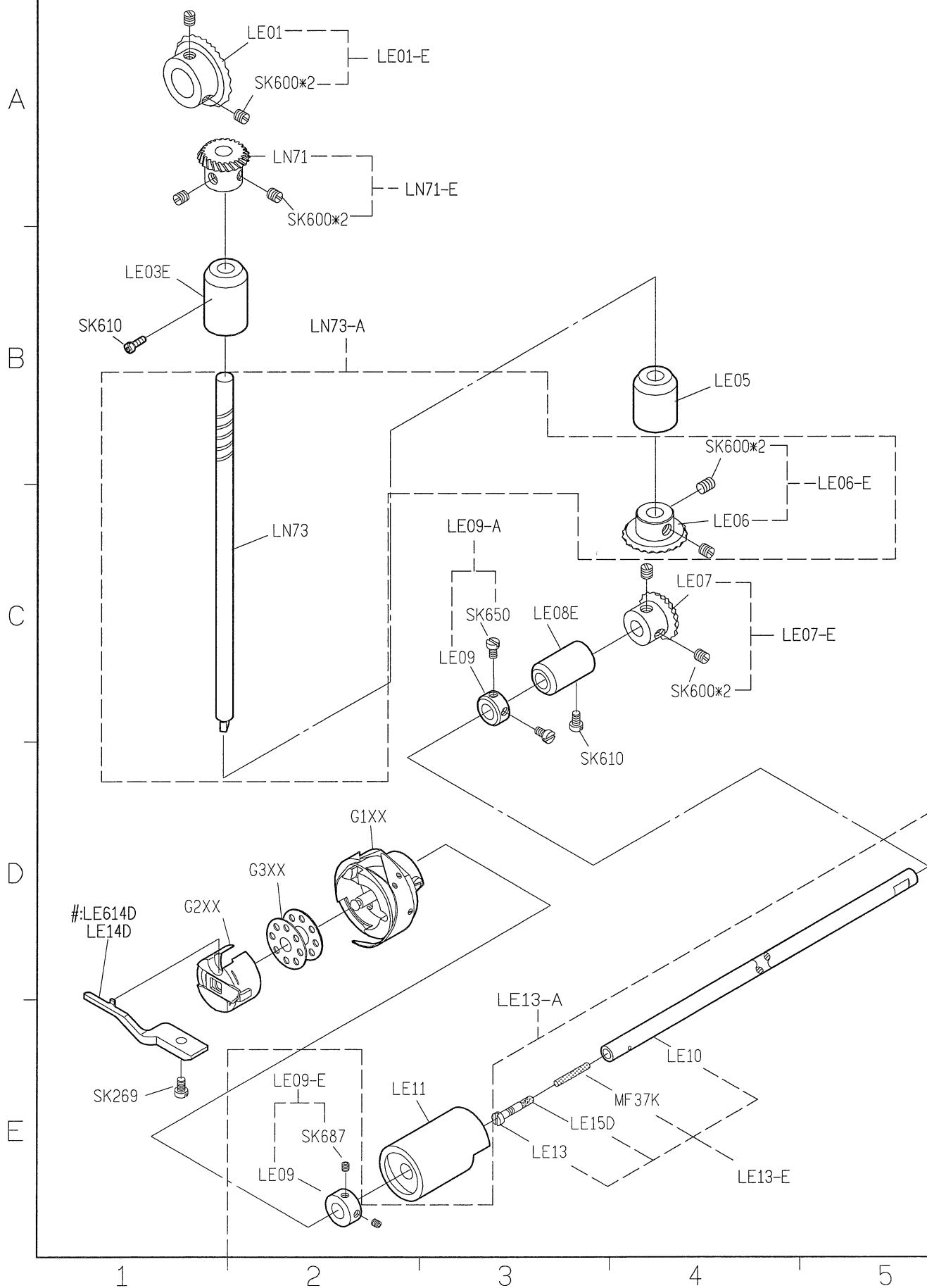


<b>SIRUBA</b>  <b>PARTS LIST</b>	Series	Parts Group	Subclass / Remark	Page
	DL7000-NM1/NH1	LC		2/2
				Date
				2014/05/06

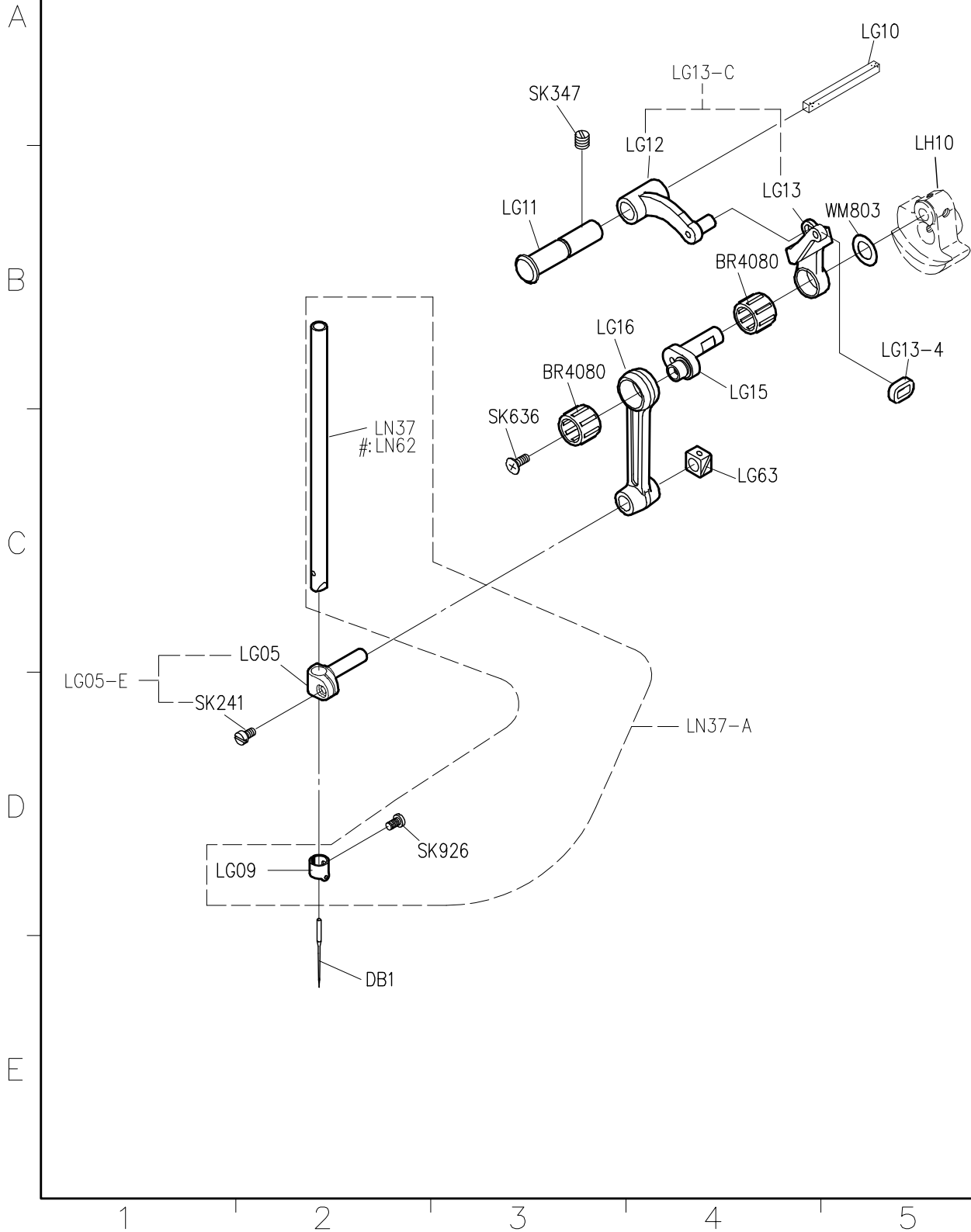




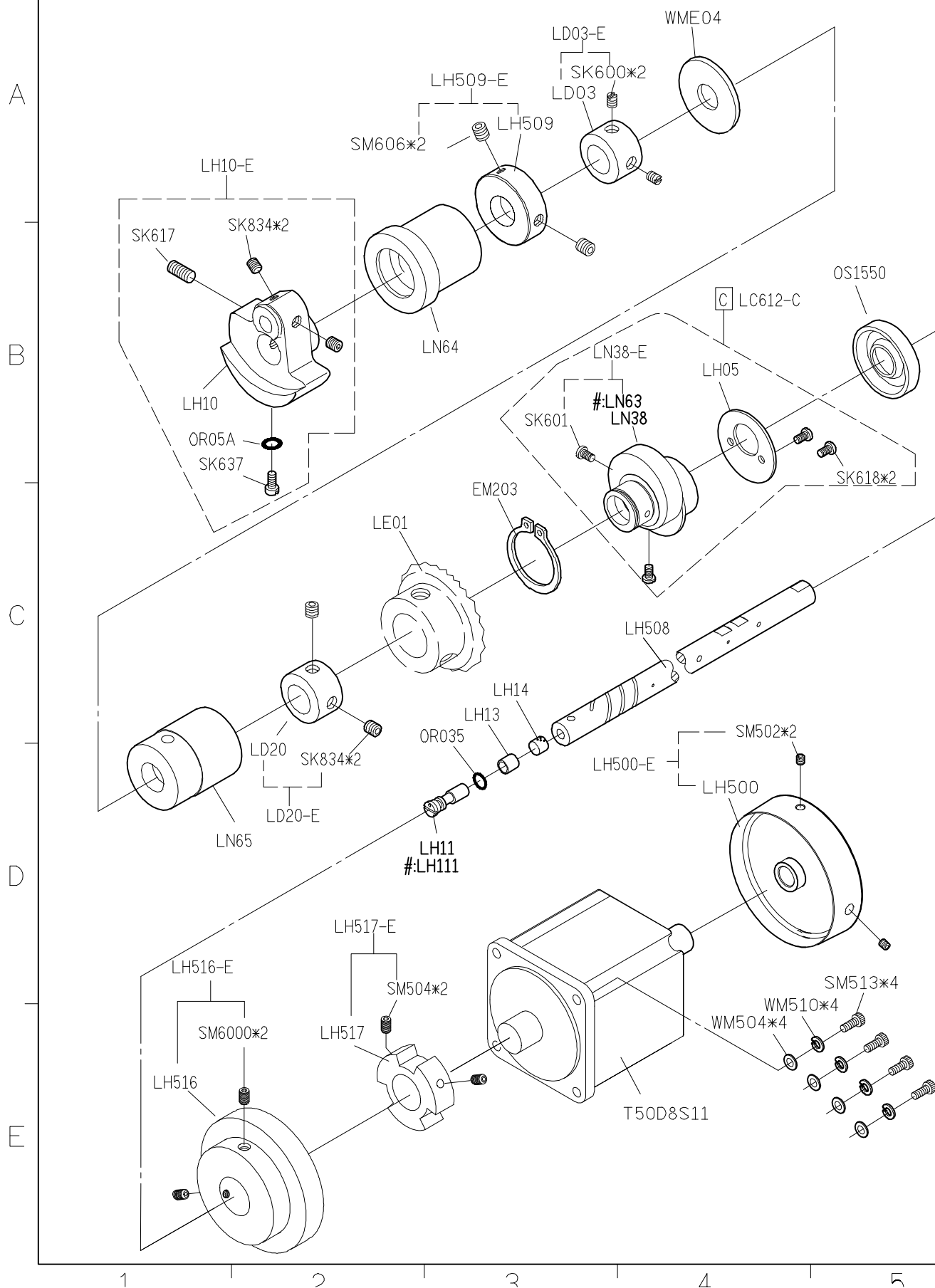
SIRUBA PARTS LIST	Series	Parts Group	Subclass / Remark	Page
	DL7000-NM1/NH1	LE	#:Use for NH1	1/1
				Date
				2015/07/28



SIRUBA PARTS LIST	Series	Parts Group	Subclass / Remark	Page
	DL7000-NM1/NH1	LG	#:Use for NH1	1/1
				Date
				2013/01/01



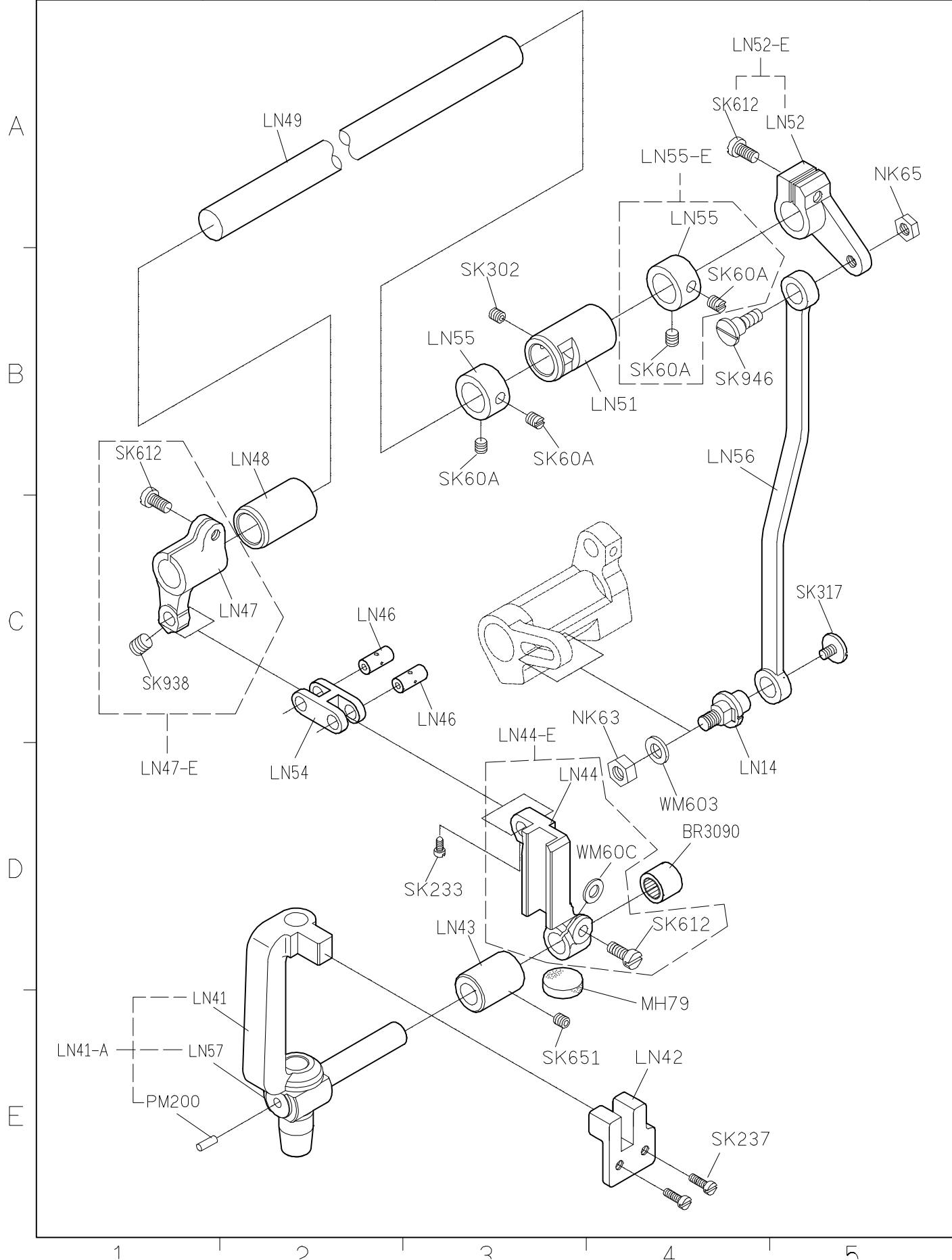
<b>SIRUBA</b>  <b>PARTS LIST</b>	Series	Parts Group	Subclass / Remark	Page
	DL7000-NM1/NH1	LH		1/1
				Date
				2014/09/12





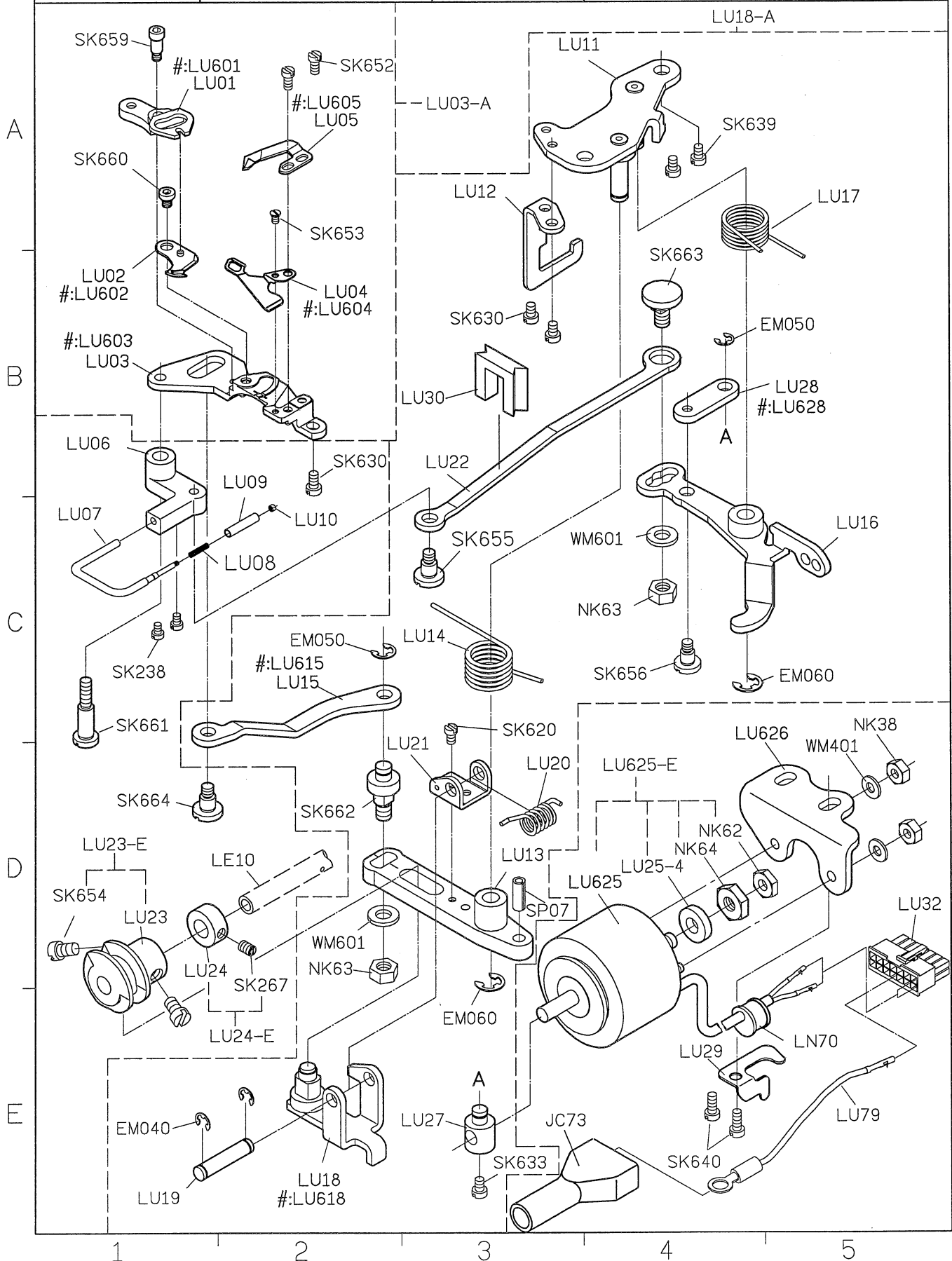


<b>SIRUBA</b>  <b>PARTS LIST</b>	Series	Parts Group	Subclass / Remark	Page
	DL7000-NM1/NH1	LN		1/1
				Date
				2013/08/02

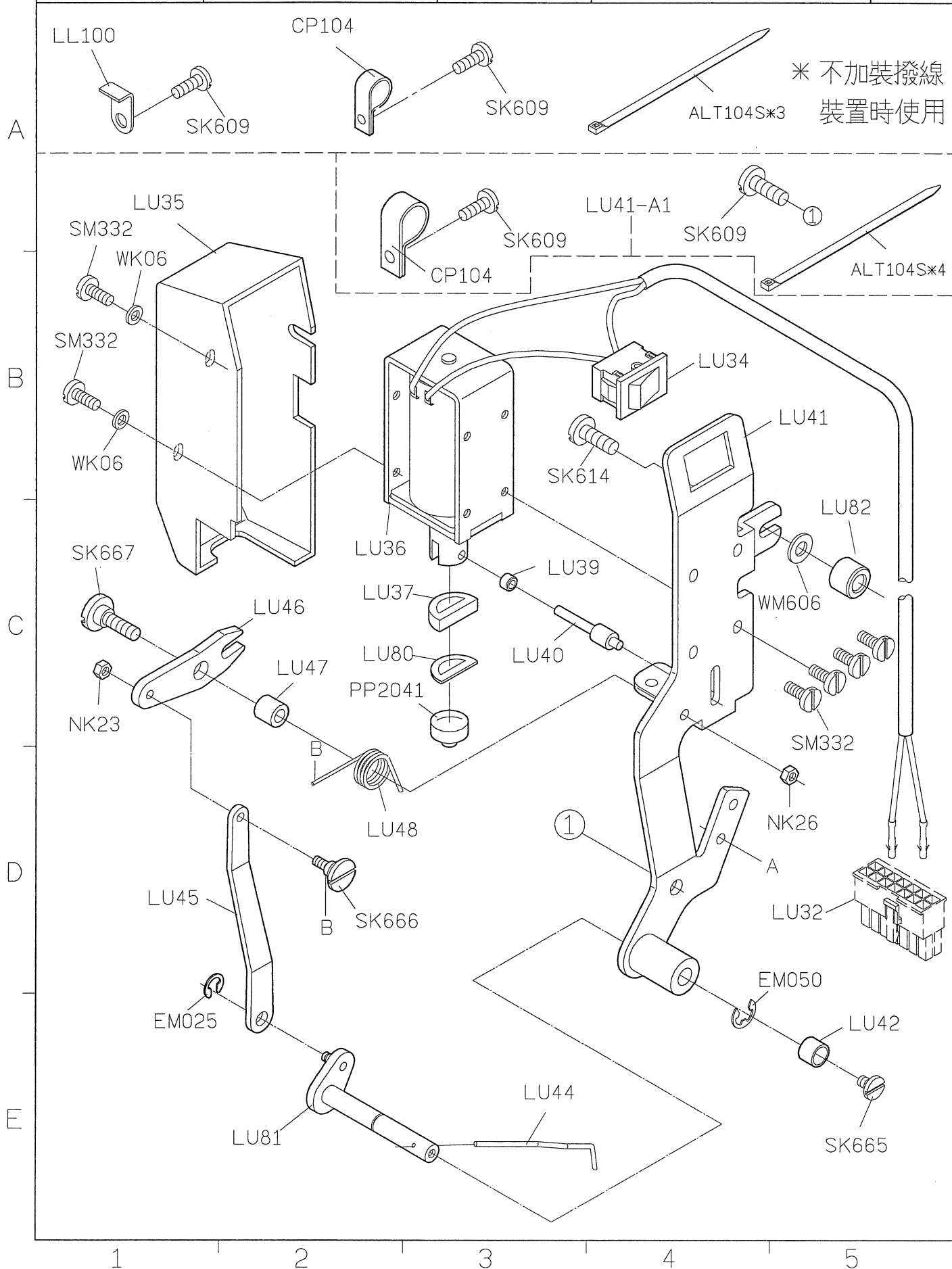




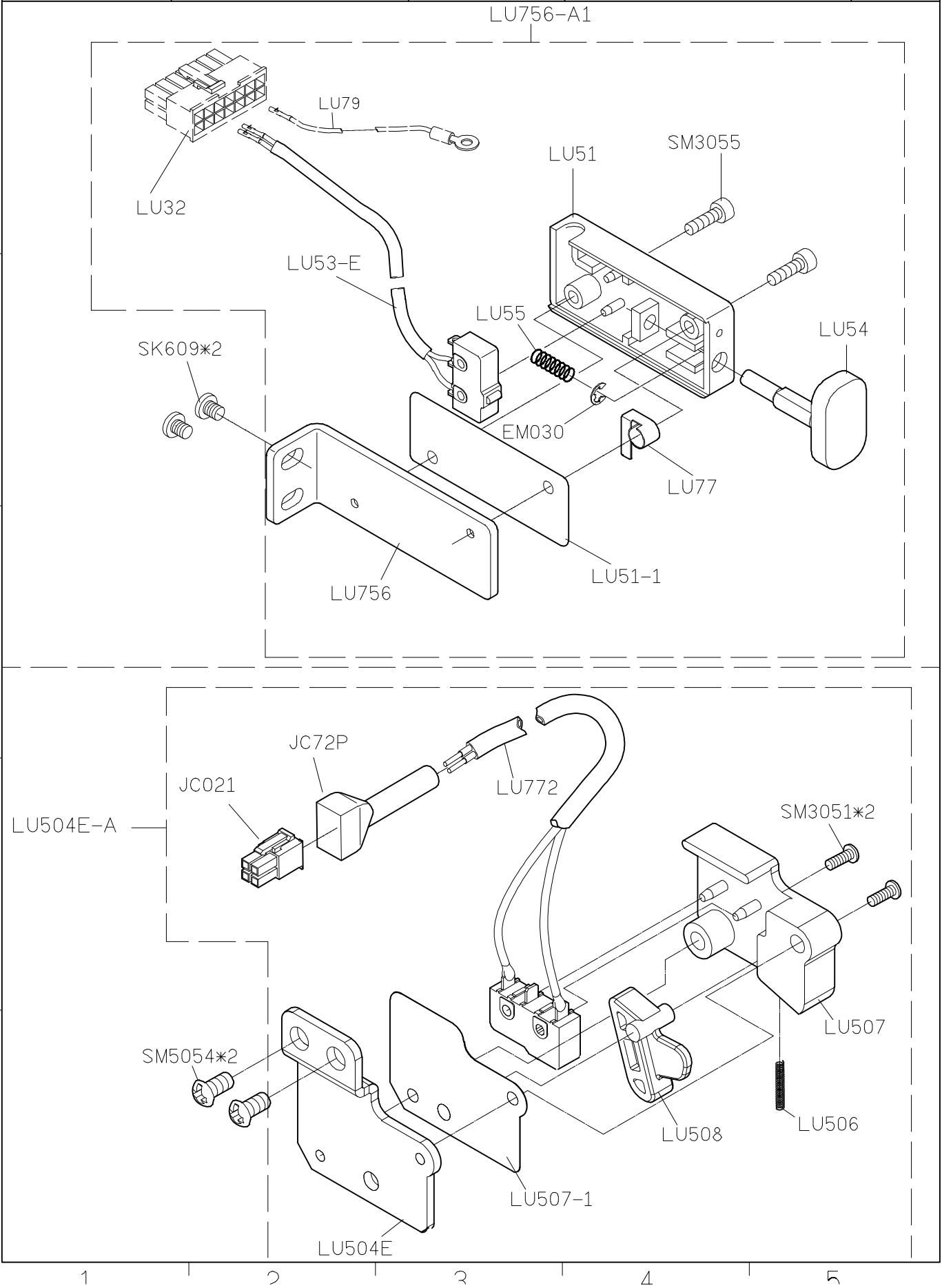
SiRUBA PARTS LIST	Series	Parts Group	Subclass / Remark	Page
	DL7000-NM1/NH1	LU	#:Use for NH1	1/6
				Date
				2015/12/02



SiRUBA PARTS LIST	Series	Parts Group	Subclass / Remark	Page
	DL7000-NM1/NH1	LU		2/6
				Date
				2017/03/07



<b>SIRUBA</b>  <b>PARTS LIST</b>	Series	Parts Group	Subclass / Remark	Page
	DL7000-NM1/NH1	LU		3/6
				Date
				2015/01/19

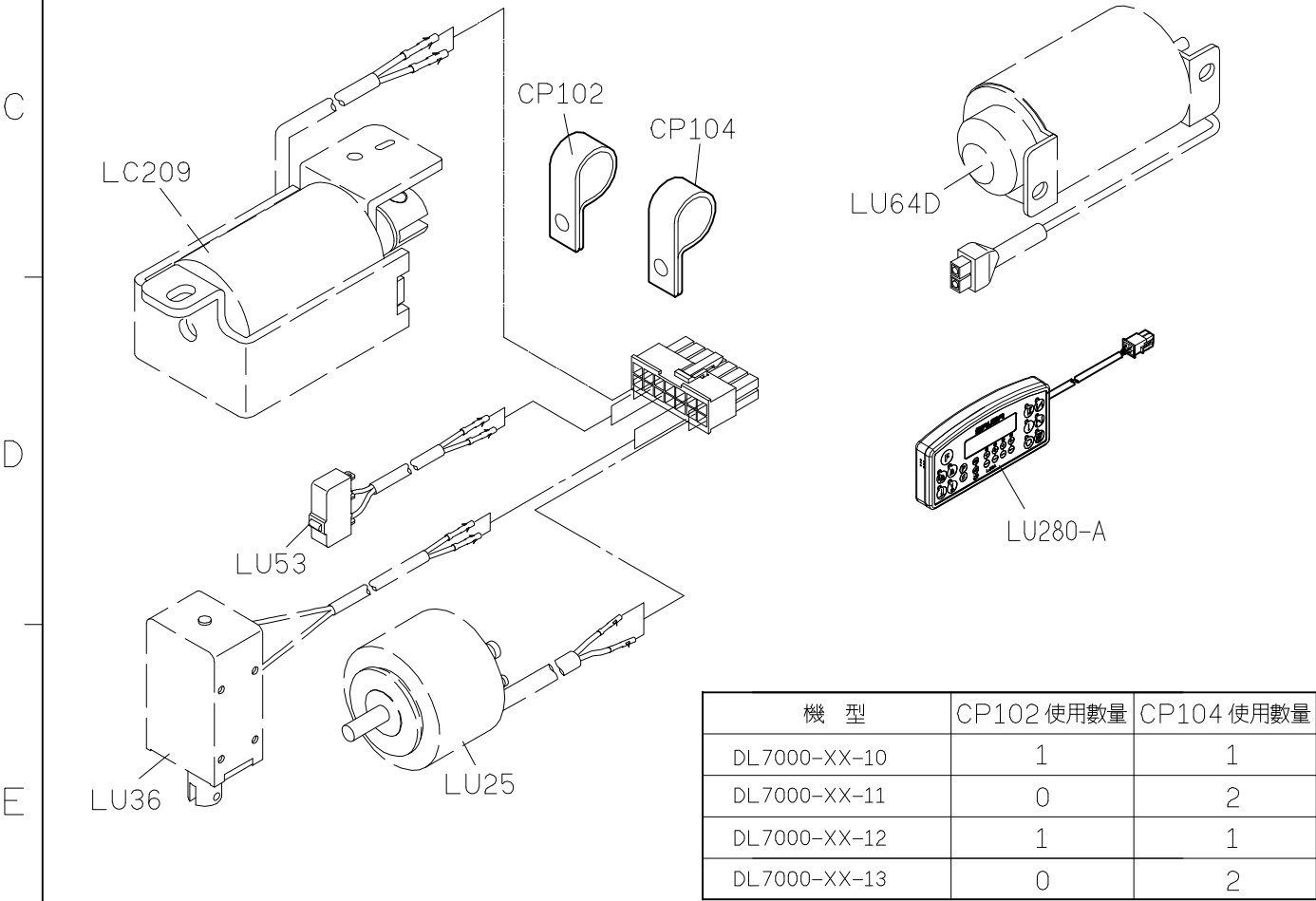
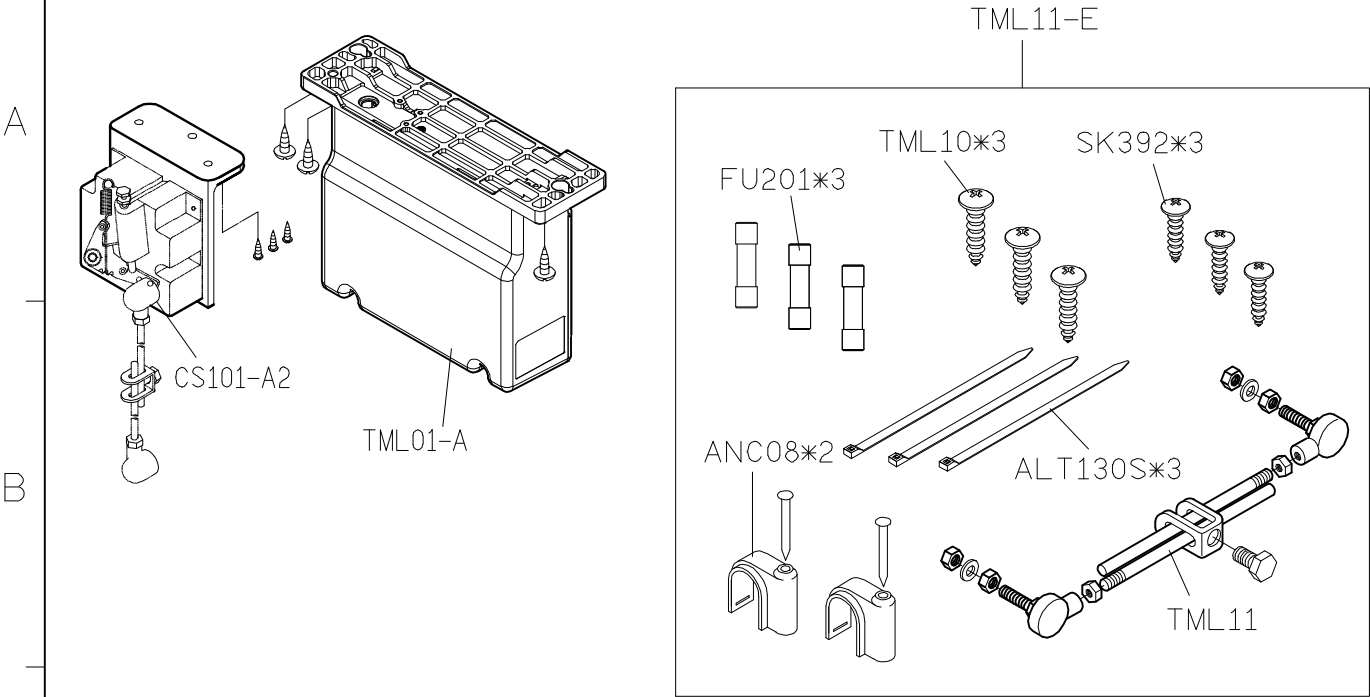


<div> <div>SIRUBA</div> <div>PARTS LIST</div> </div>	Series	Parts Group	Subclass / Remark	Page
	DL7000-NM1/NH1	LU	#:Use for NH1	4/6
				Date
				2013/01/01

#:LU64D-A1 LU64F-A1				
------------------------	--	--	--	--

<b>SIRUBA</b>  <b>PARTS LIST</b>	Series	Parts Group	Subclass / Remark	Page
	DL7000-NM1/NH1	LU		5/6
				Date
				2014/12/4



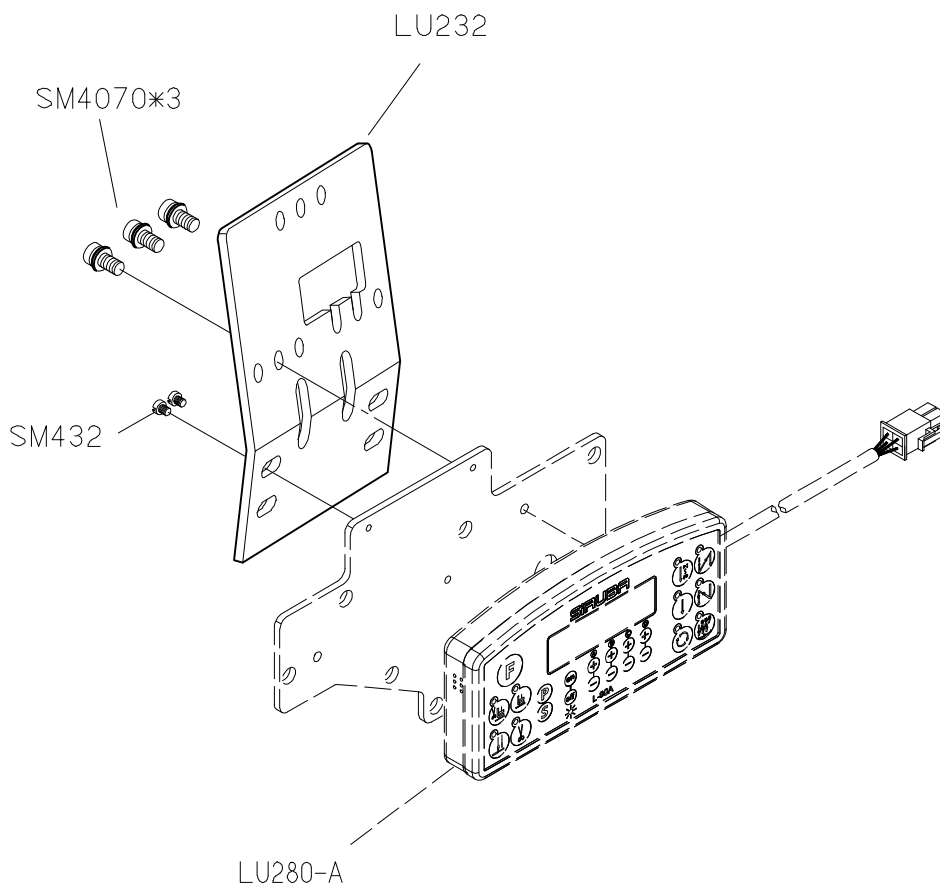
A

B

C

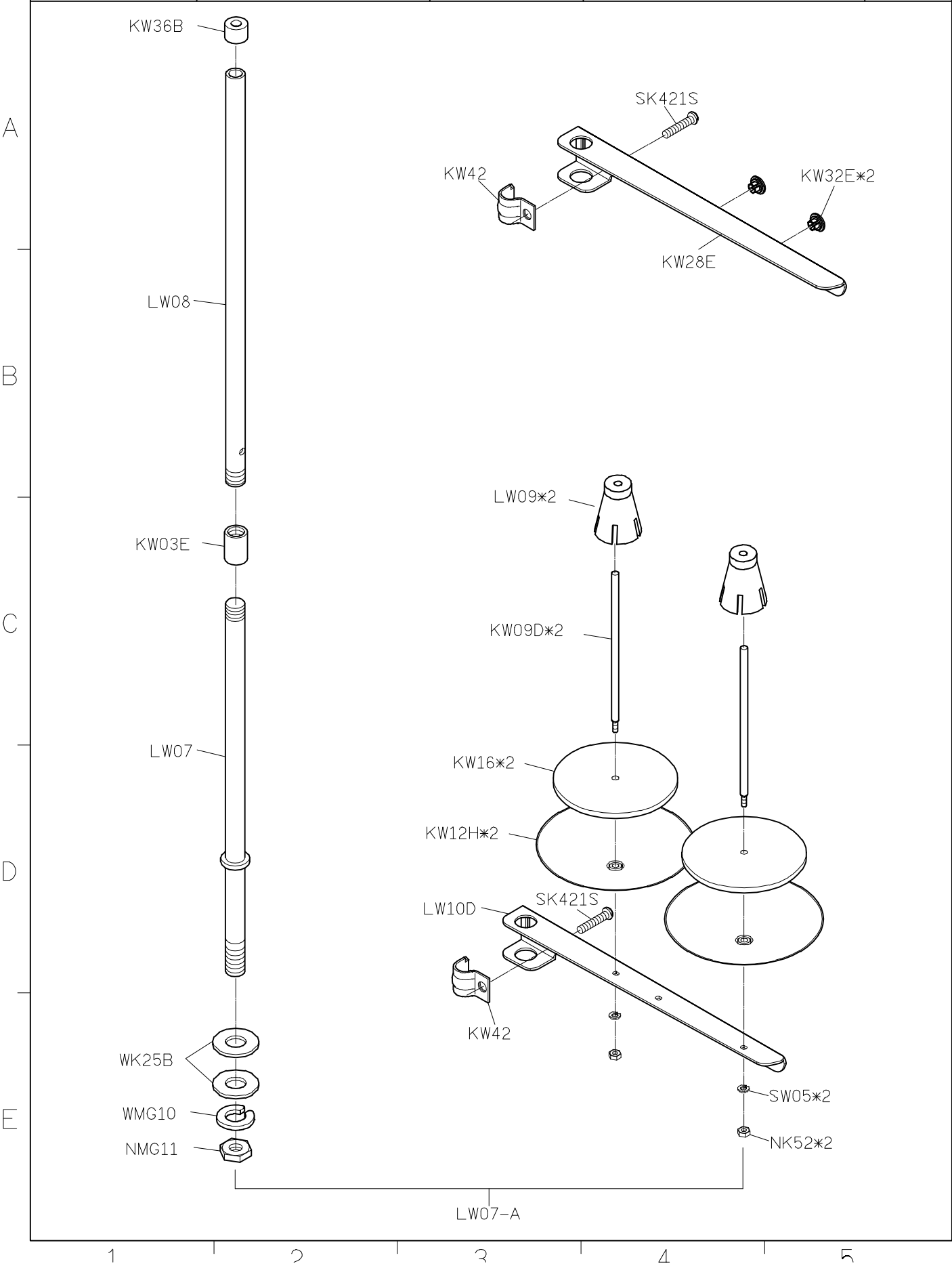
D

E

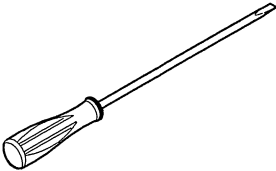

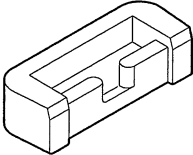
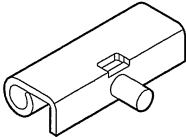



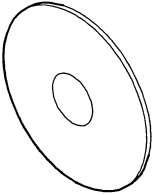

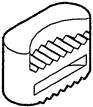


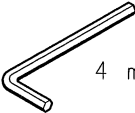

**SIRUBA**  
**PARTS LIST****Series****DL7000-NM1/NH1****Parts Group****LU****Subclass / Remark****Page****6/6****Date****2013/01/01**

代碼 NO.	操作面板 Control Panel	代碼 NO.	自動切線 Auto THREAD Trimmer	快速倒縫 Reverse Feeding	撥線桿 Wiper	自動抬押具 Auto Lifer
1	LU280-A	0	√	√	—	—
		1	√	√	√	—
		2	√	√	—	√
		3	√	√	√	√

<b>SIRUBA</b>  <b>PARTS LIST</b>	Series	Parts Group	Subclass / Remark	Page
	DL7000-NM1/NH1	LW		1/1
				Date
				2013/04/10



<b>SIRUBA</b> PARTS LIST	Series	Parts Group	Subclass / Remark	Page
	DL7000-NM1/NH1	LY		1/1
				Date
				2017/06/23

	LY33	LY02	YM04*2	LY05*2	YM102*2
A					
B	KY201	G3XX	LY502K	LY37-A	YM103*2
C					
D	針*2	LY38	MY12		KZ03*1
E			 4 mm		
	1	2	3	4	5



SIRUBA PARTS LIST	Series	Parts Group	Subclass / Remark	Page
	DL7000-NM1/NH1	LZ		1/1
				Date
				2013/01/01

