




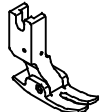





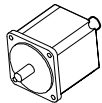


<b>SIRUBA</b> GAGE PARTS LIST	Series	Remark	Page	Date
	DL918	NM1/NH1	1 / 1	2012/11/01

DL918-NM1/NH1規格件表/CONVERSION CHART

											
MODEL	SUB-CLASS	OPERATING PANEL	NEEDLE PLATE	FEED DOG	PRESSER FOOT	HOOKE ASM	BOBBIN CASE ASM	BOBBIN	NEEDLE	HAND WHEEL	MOTOR
機 型	規 格	操作盒	針 板	送 具	押 具	梭 頭	梭 殼	梭 子	針 號	手輪	馬達
DL918-NM1-10 ~ DL918-NM1-13	中厚布	LU277-A	E706	D704	P708	G121	G202	G303	DBX1#14	LH500-E	T50D8S11
DL918-NH1-10 ~ DL918-NH1-13	厚布		E707	D714	P714	G124	G202	G303	DBX1#22		

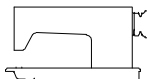
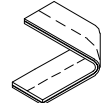




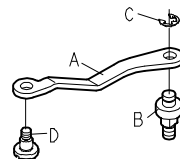
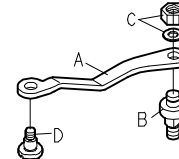
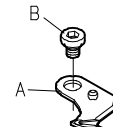
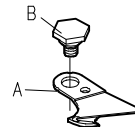
SIRUBA MODEL COMPARE LIST	Series	Remark	Page	Date
	L918/L918U/DL918/DL7000	NM1/NH1	1 / 3	2013/06/10

## L918/L918U/DL918/DL7000 型別件表

									
MODEL	SUB-CLASS	SPRING	SPRING	ECCENTRIC	THREAD GUIDE	NEEDLE BAR	FIXED PIN	ADJUSTING KNOB	HOOK FIXER
機 型	規 格	控線彈簧	控線彈簧	偏心凸輪	擋環片	針棒	固定銷	調整旋鈕	旋梭定位板
NM1	薄布料 ~ 中厚料	LA31	LA22	LN38	A LA17	LN37	LC13	LC23G	LE14D
					B SK613				
NH1	中厚料 ~ 厚布料	LA131	LA122	LN63	A LA150	LN62	LC613	LC623G	LE614D
					B SK689				

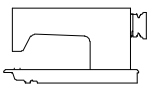
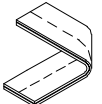

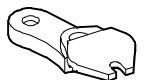

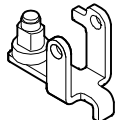

<b>SIRUBA</b> MODEL COMPARE LIST	Series	Remark	Page	Date
	L918/L918U/DL918/DL7000	NM1/NH1	2 / 3	2013/01/01

## L918/L918U/DL918/DL7000 型別件表

													
MODEL	SUB-CLASS	SOLENOID BRACKET	PRESSER PLATE	FIXED PLATE	FIXED PLATE	CONNECTING ROD		CONNECTING ROD		MOVABLE KNIFE		MOVABLE KNIFE	
機 型	規 格	電磁閥座	押板	固定刀	固定片	連桿		連桿		活動刀		活動刀	
NM1	薄布料 ~ 中厚料	LU26	LU04	LU05	LU28	A	LU15	—	—	A	LU02	—	—
						B	SK662						
						c	EM050						
						D	SK664						
NH1	中厚料 ~ 厚布料	LU626	LU604	LU605	LU628	—	A	LU615	—	—	A	LU602	—
							B	SK677					
							c	NK26/WM402					
							D	SK682					

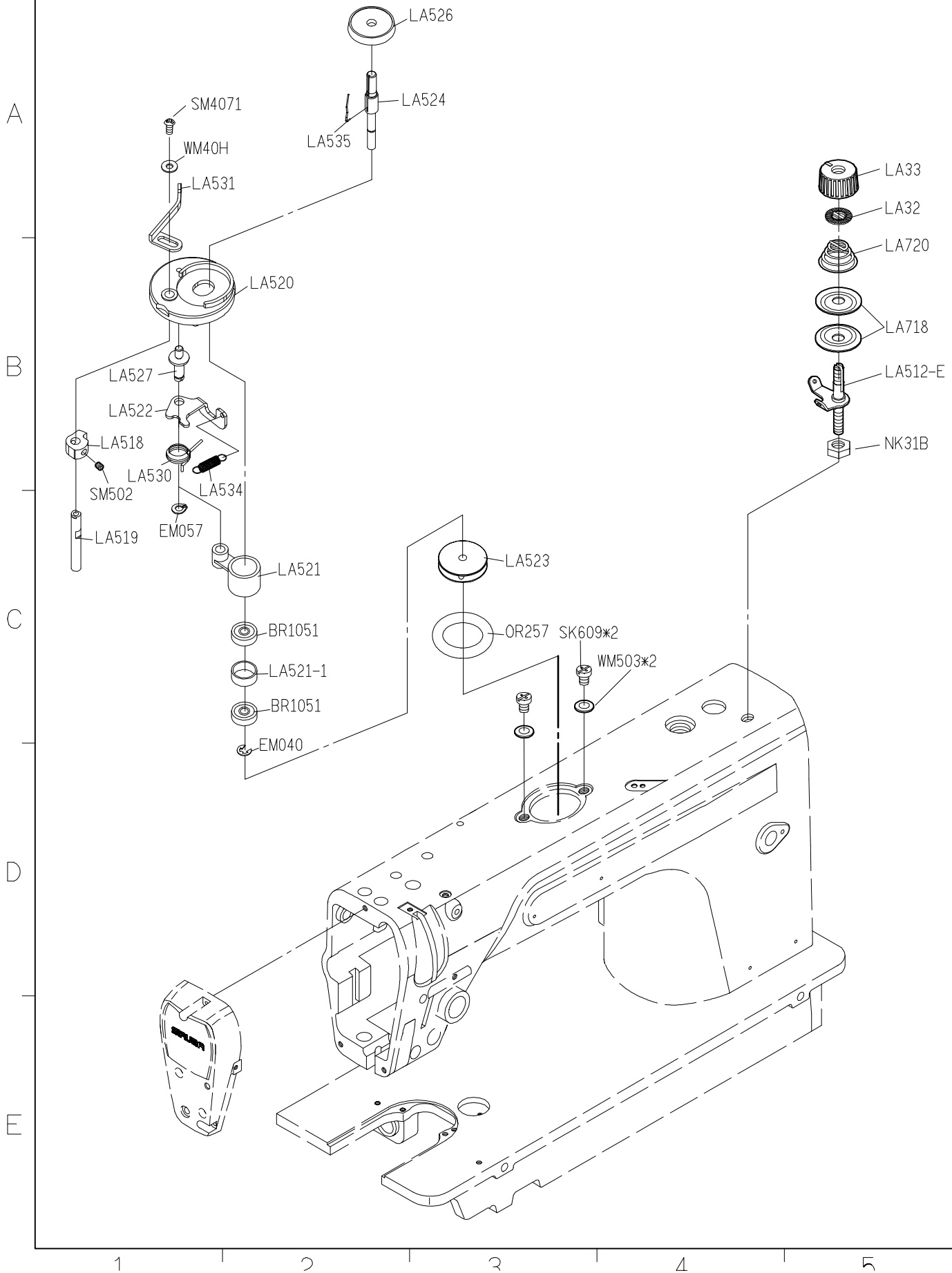
<b>SIRUBA</b> MODEL COMPARE LIST	Series	Remark	Page	Date
	L918/L918U/DL918/DL7000	NM1/NH1	3 / 3	2013/01/01

## L918/L918U/DL918/DL7000 型別件表

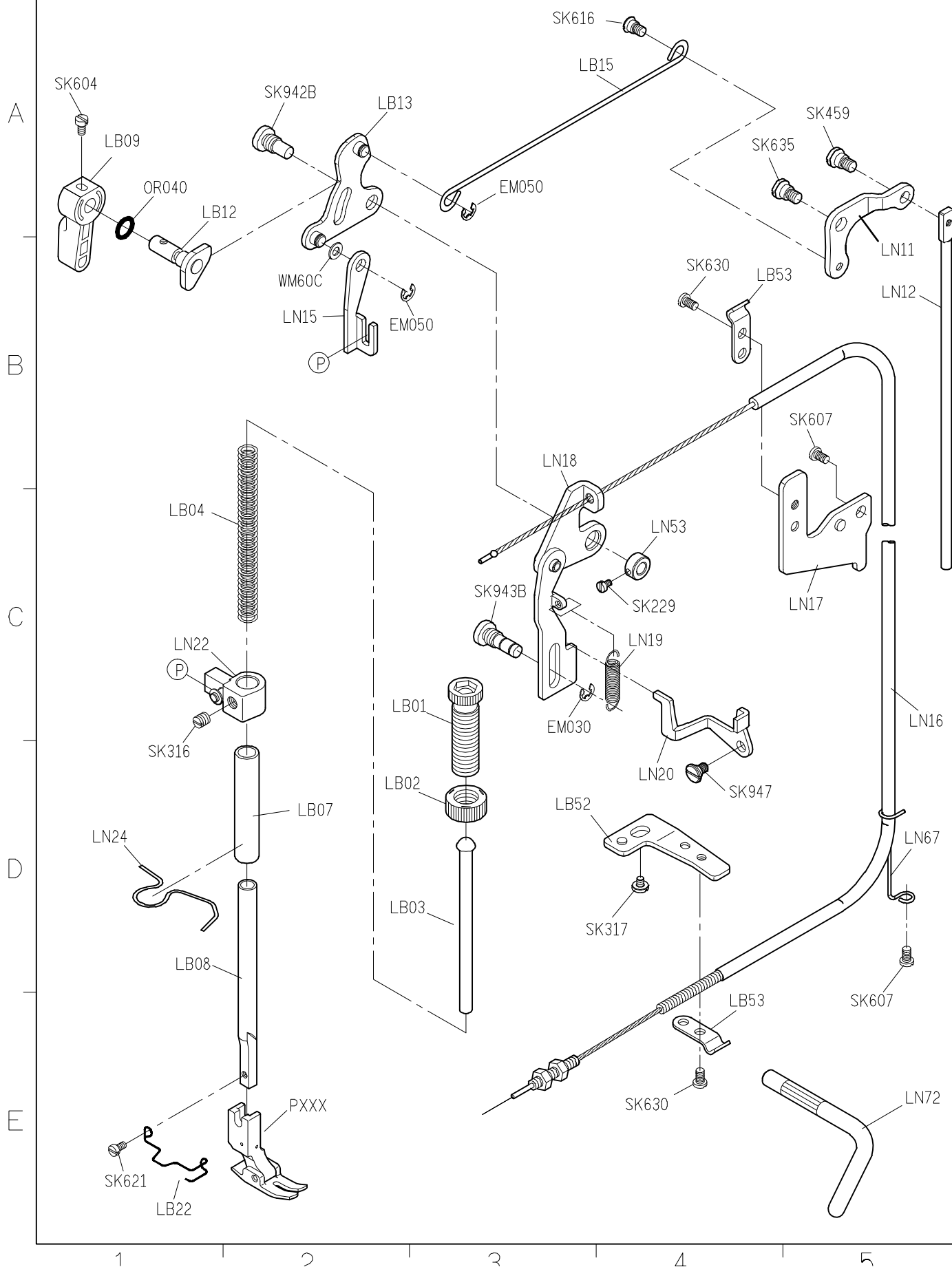
						
MODEL	SUB-CLASS	MOVABLE KNIFE CONNECTING ROD	MOVABLE KNIFE CONNECTING ROD	PRESSER PLATE	MOVABLE KINFE	TRIMMER SOLENOID
機 型	規 格	活動刀連桿	活動刀連桿	刀座	轉子連桿	切線電磁閥
NM1	薄布料 ~ 中厚料	LU01	—	LU03	LU18	LU25
NH1	中厚料 ~ 厚布料	—	LU601	LU603	LU618	LU625



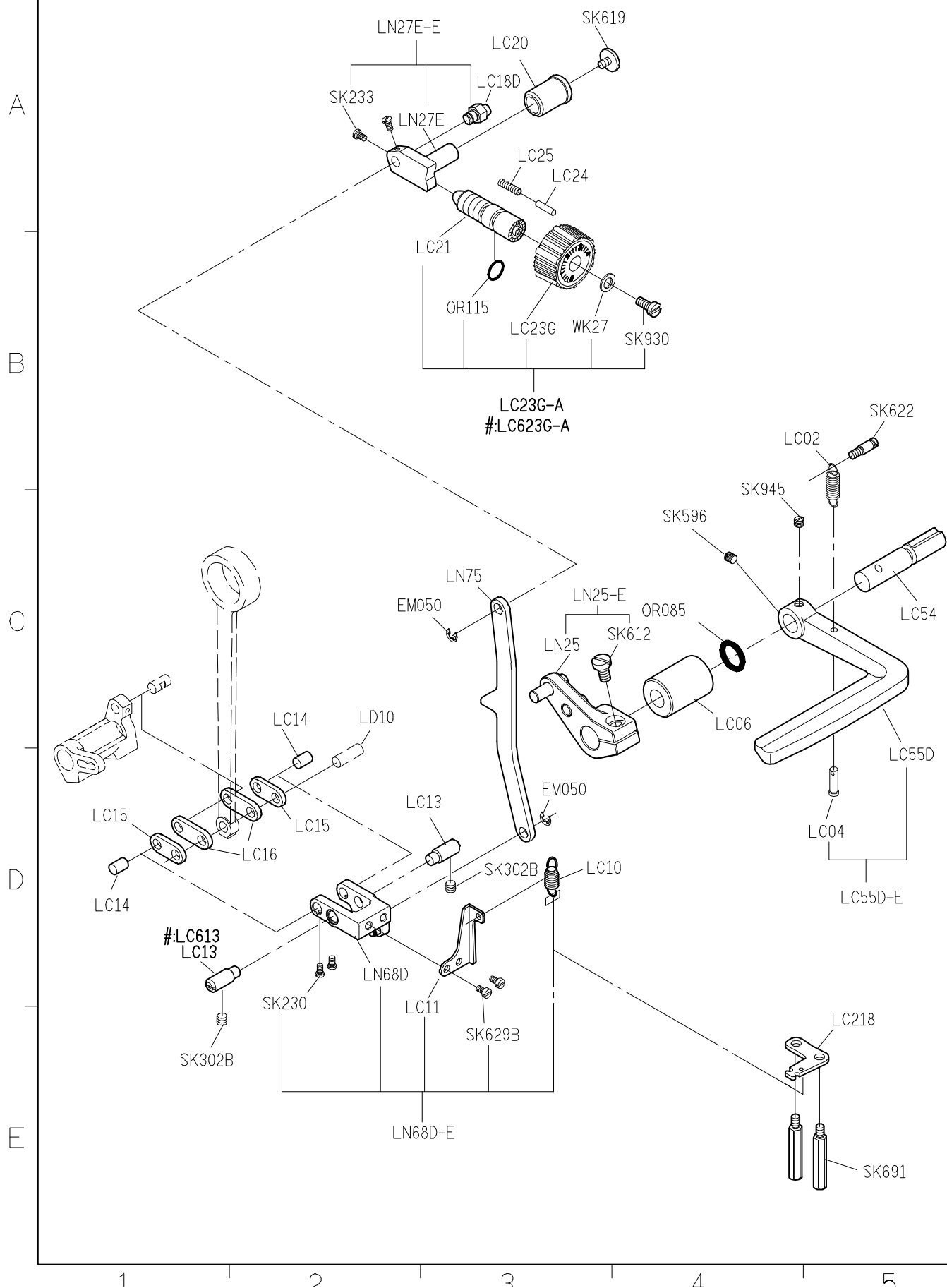
<b>SIRUBA</b>  <b>PARTS LIST</b>	Series	Parts Group	Subclass / Remark	Page
	DL918-NM1/NH1	LA		2/2
				Date
				2012/09/12



<b>SIRUBA</b>  <b>PARTS LIST</b>	Series	Parts Group	Subclass / Remark	Page
	DL918-NM1/NH1	LB		1/1
				Date
				2012/09/12

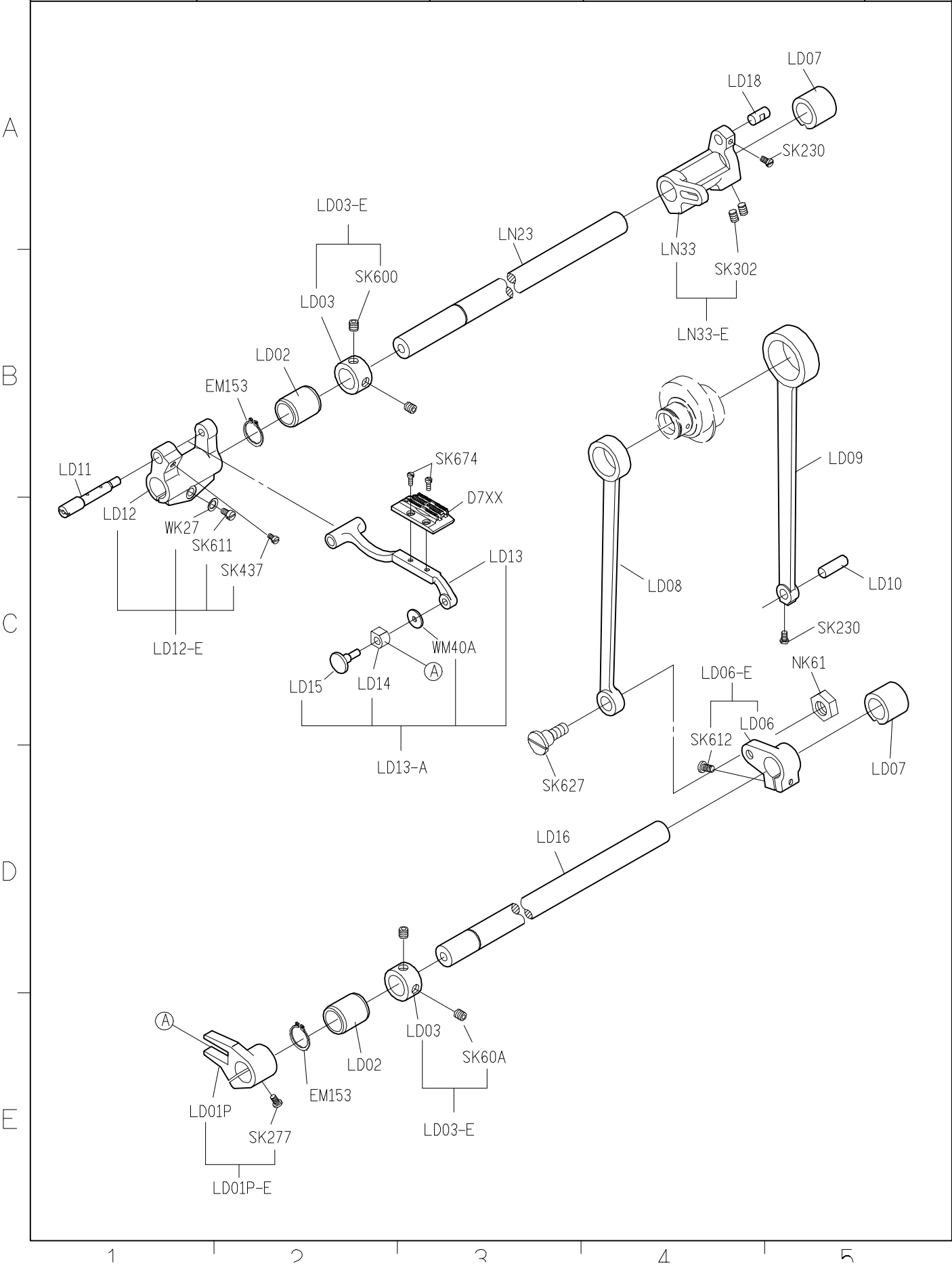


<b>SIRUBA</b>  <b>PARTS LIST</b>	Series	Parts Group	Subclass / Remark	Page
	DL918-NM1/NH1	LC	#:Use for NH1	1/1
				Date
				2012/09/12

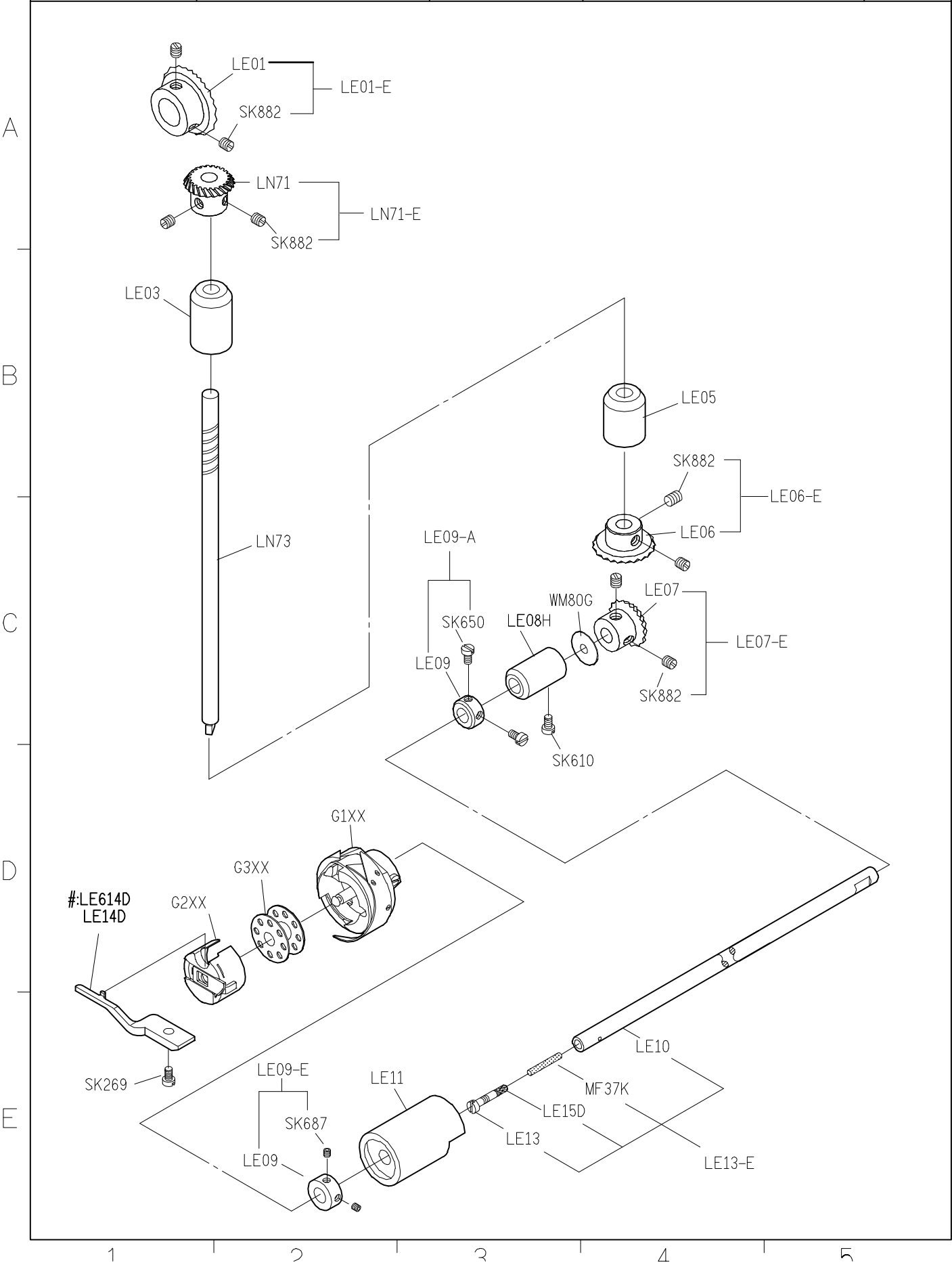




<b>SIRUBA</b>  <b>PARTS LIST</b>	Series	Parts Group	Subclass / Remark	Page
	DL918-NM1/NH1	LD		1/1
				Date
				2012/09/12



<b>SIRUBA</b>  <b>PARTS LIST</b>	Series	Parts Group	Subclass / Remark	Page
	DL918-NM1/NH1	LE	#:Use for NH1	1/1
				Date
				2012/11/30



<b>SIRUBA</b>  <b>PARTS LIST</b>	Series	Parts Group	Subclass / Remark	Page
	DL918-NM1/NH1	LG	#:Use for NH1	1/1
				Date
				2012/09/12

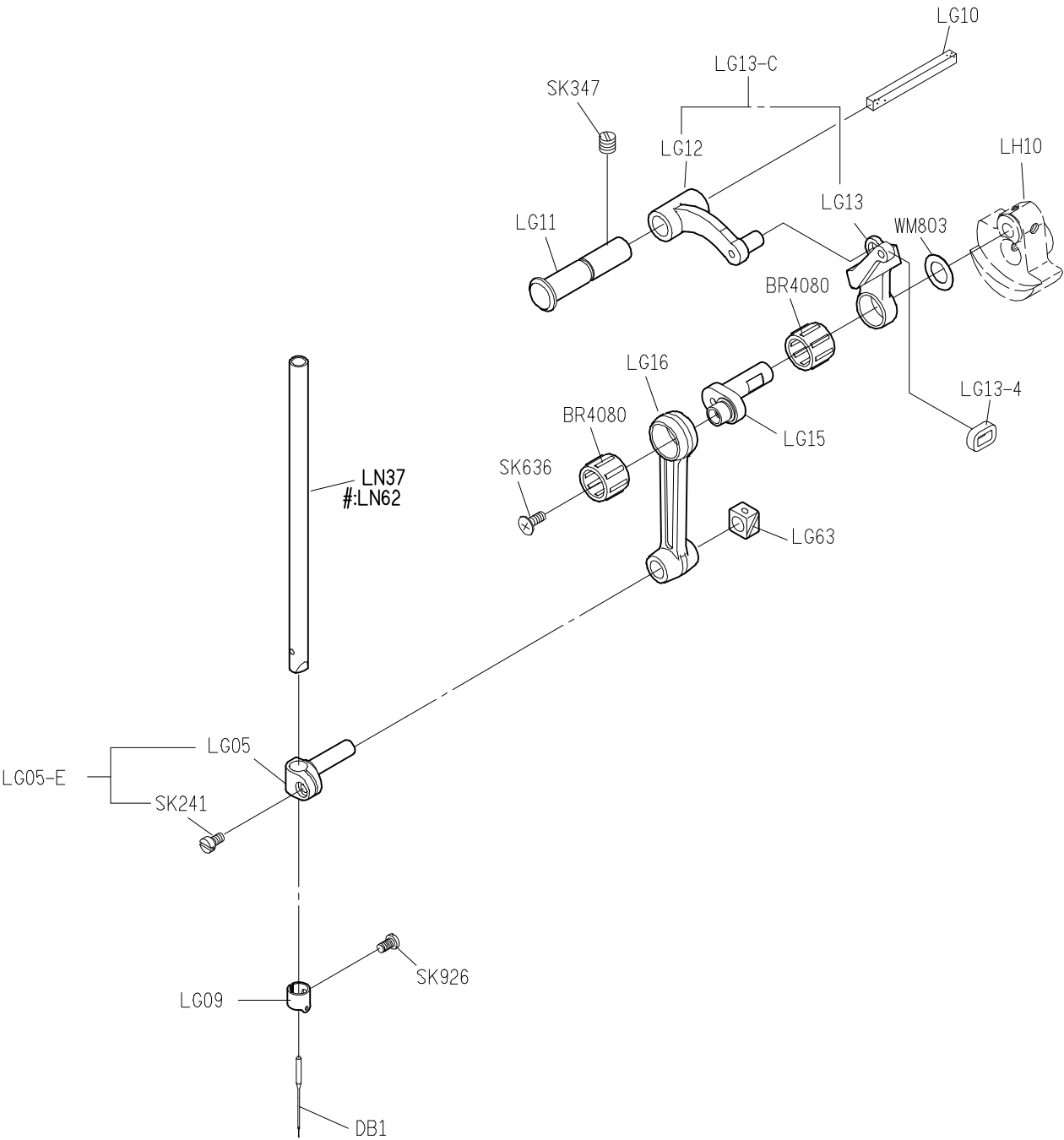
A

B

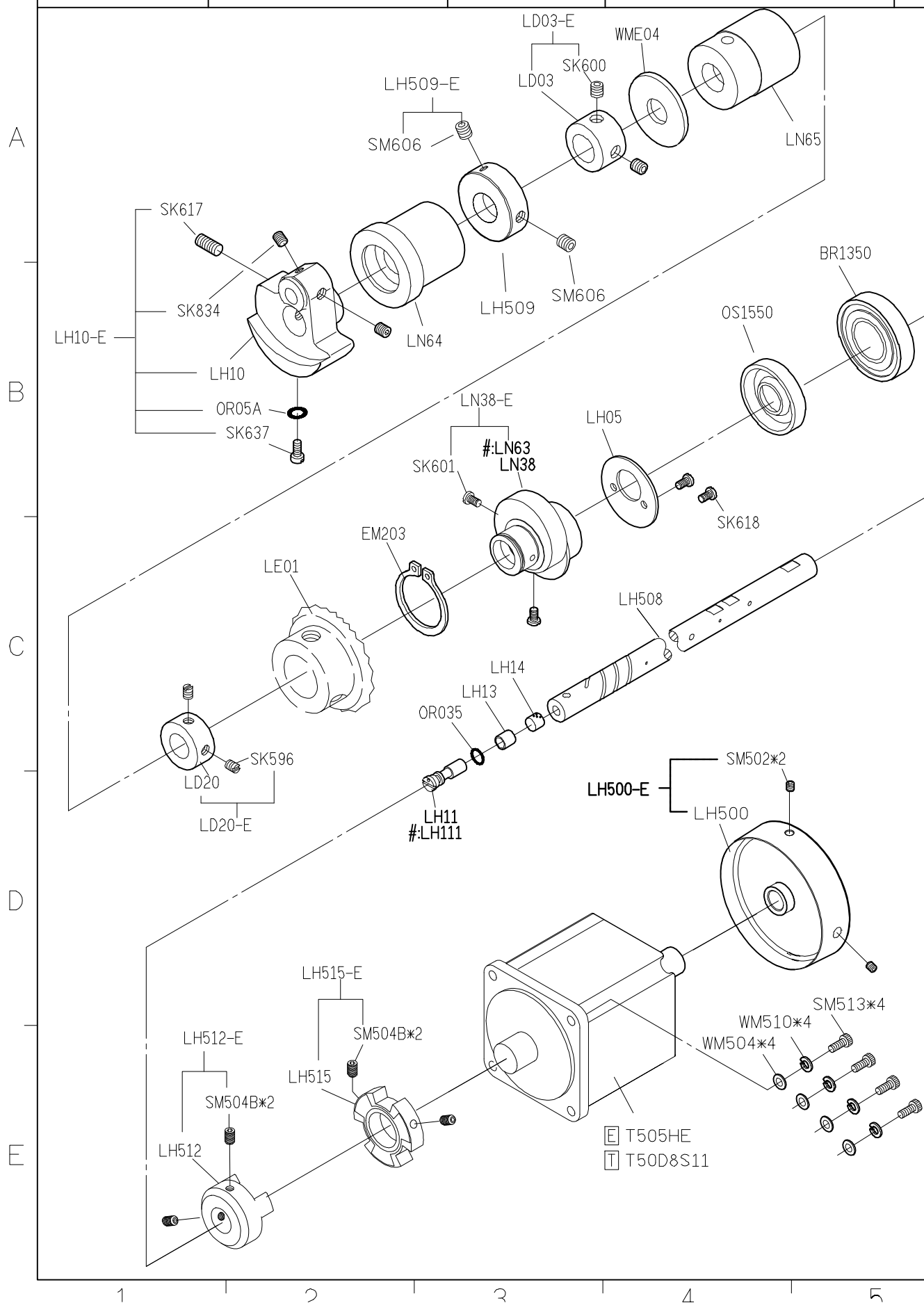
C

D

E



SIRUBA PARTS LIST	Series	Parts Group	Subclass / Remark	Page
	DL918-NM1/NH1	LH	#:Use for NH1	1/1
				Date
				2012/09/12

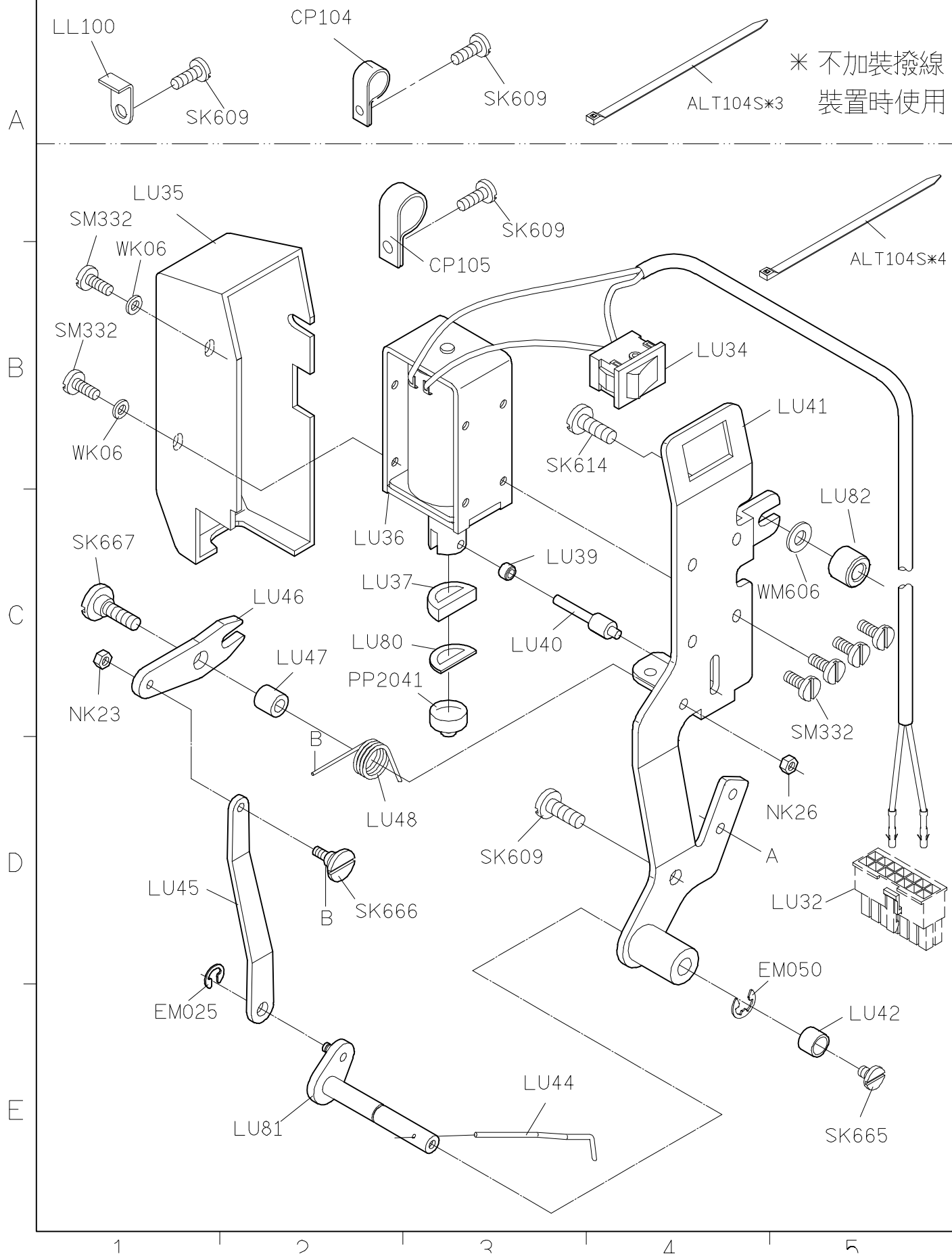








SIRUBA PARTS LIST	Series	Parts Group	Subclass / Remark	Page
	DL918-NM1/NH1	LU		2/7
				Date
				2012/11/01







<b>SIRUBA</b>  <b>PARTS LIST</b>	Series	Parts Group	Subclass / Remark	Page
	DL918-NM1/NH1	LU		4/7
				Date
				2012/11/01

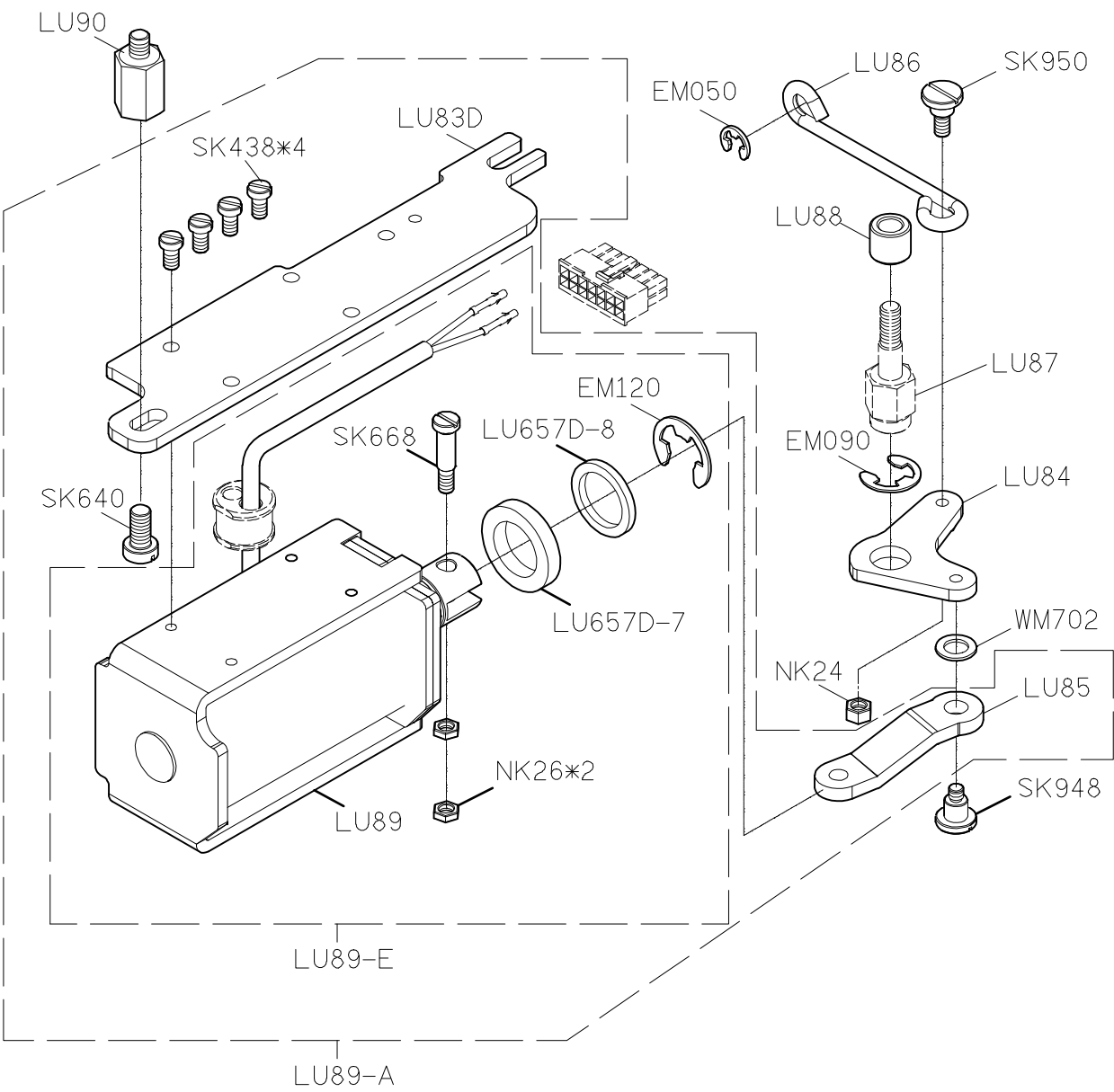
A

B

C

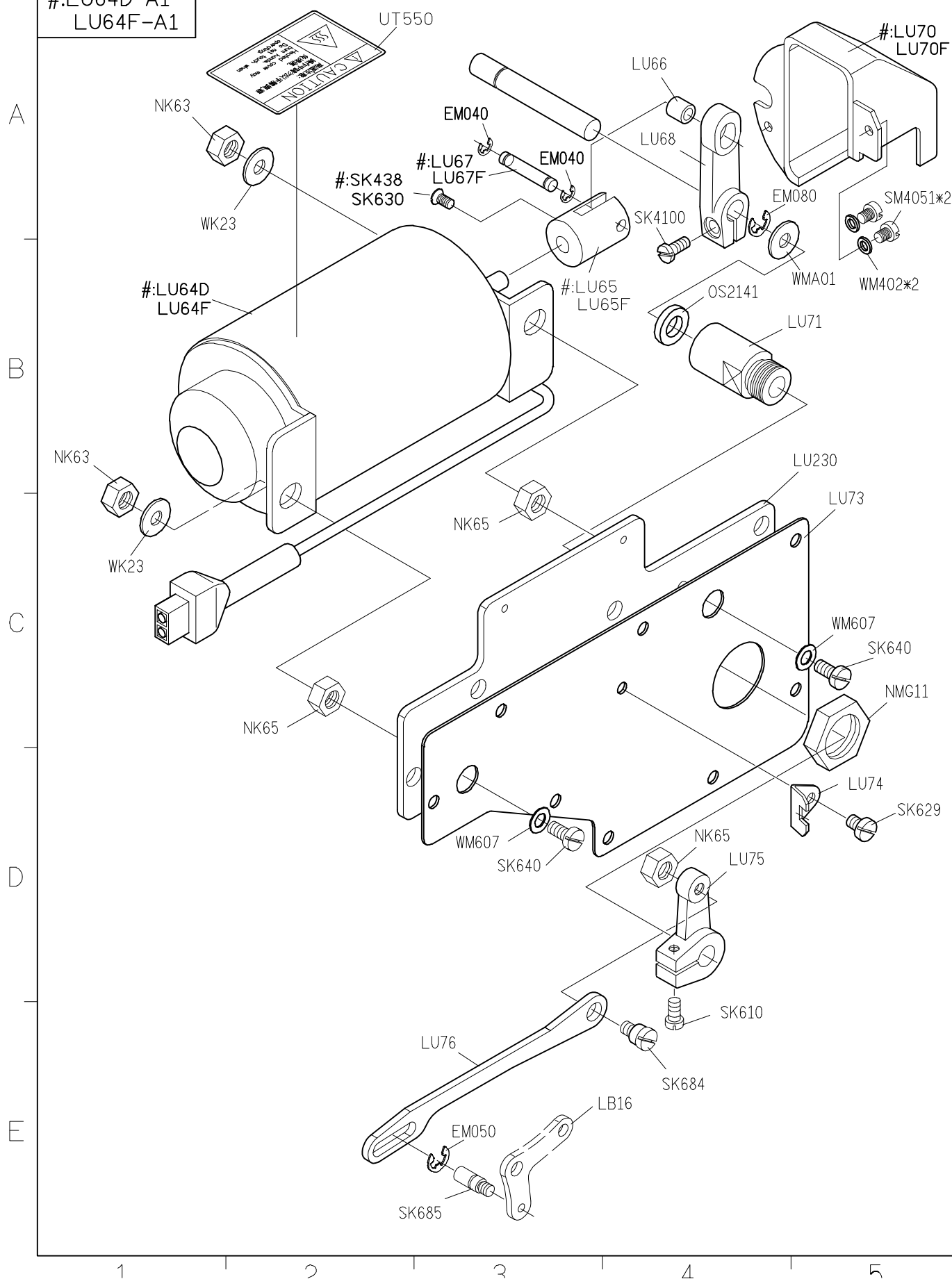
D

E



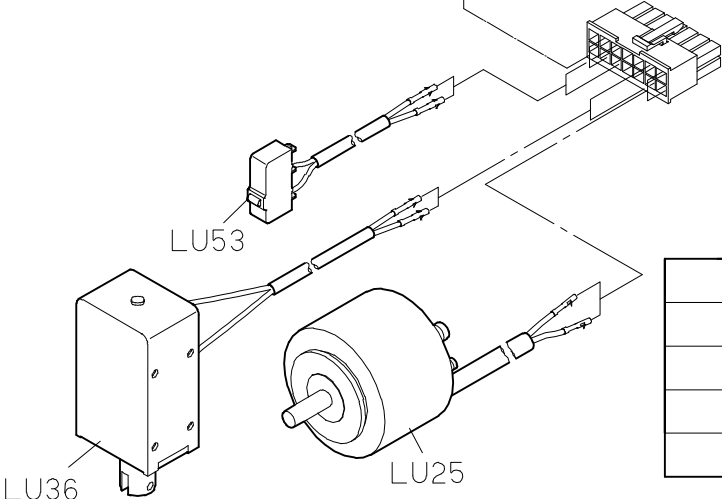
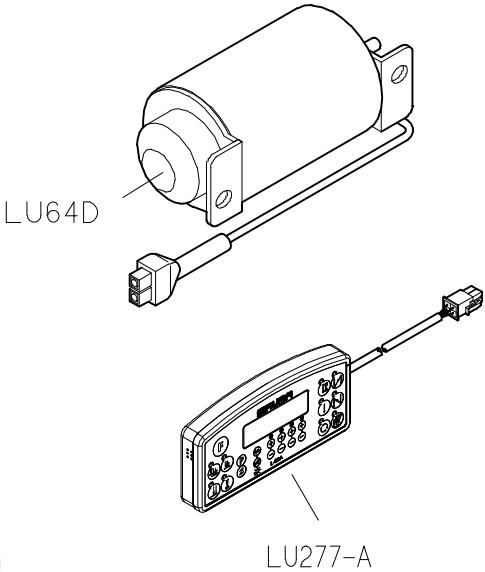
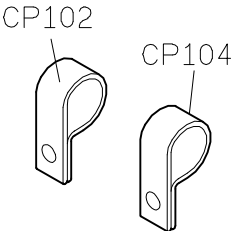
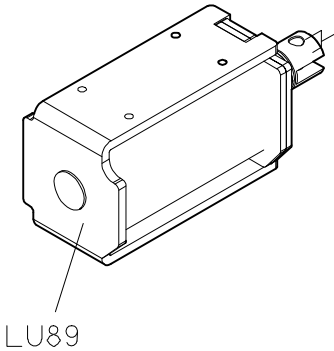
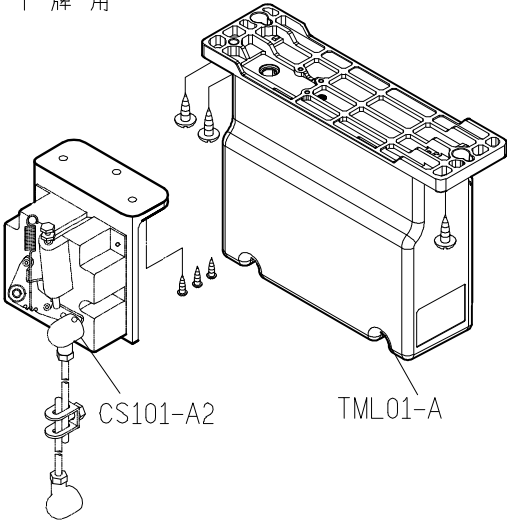
<b>SIRUBA</b>  <b>PARTS LIST</b>	Series	Parts Group	Subclass / Remark	Page
	DL918-NM1/NH1	LU	#:Use for NH1	5/7
				Date
				2012/11/01

#:LU64D-A1  
LU64F-A1



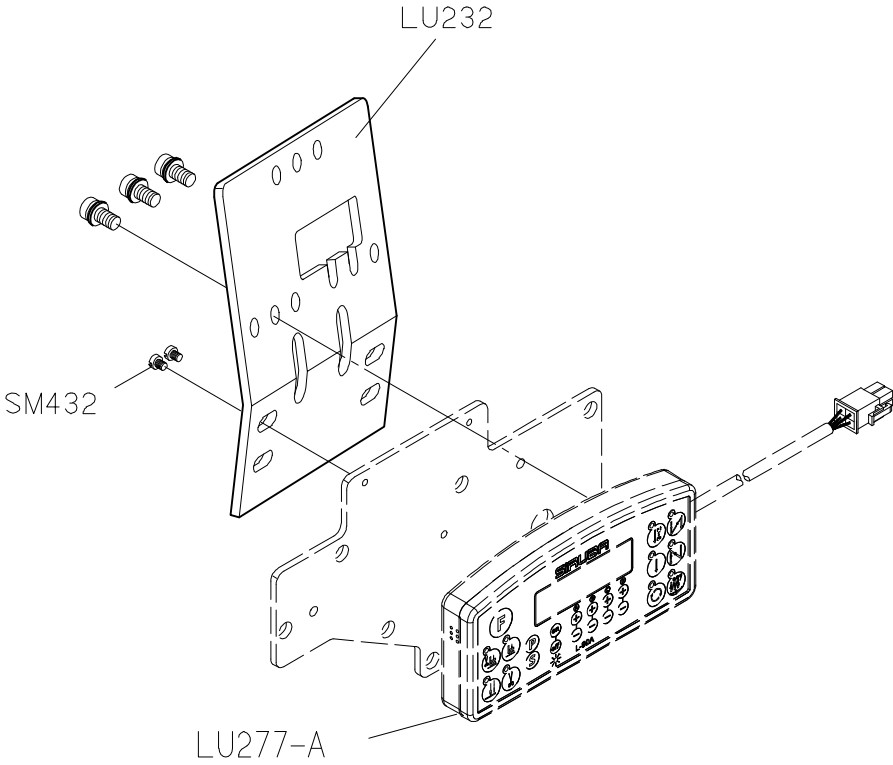
<b>SIRUBA</b>  <b>PARTS LIST</b>	<b>Series</b>	<b>Parts Group</b>	<b>Subclass / Remark</b>	<b>Page</b>
	<b>DL918-NM1/NH1</b>	<b>LU</b>		<b>6/7</b>
				<b>Date</b>
				<b>2012/11/01</b>

T 牌 用



機 型	CP102 使用數量	CP104 使用數量
DL918-XX-10	2	1
DL918-XX-11	1	2
DL918-XX-12	2	1
DL918-XX-13	1	2

<b>SIRUBA</b>  <b>PARTS LIST</b>	Series	Parts Group	Subclass / Remark	Page
	DL918-NM1/NH1	LU		7/7
				Date
				2012/11/01

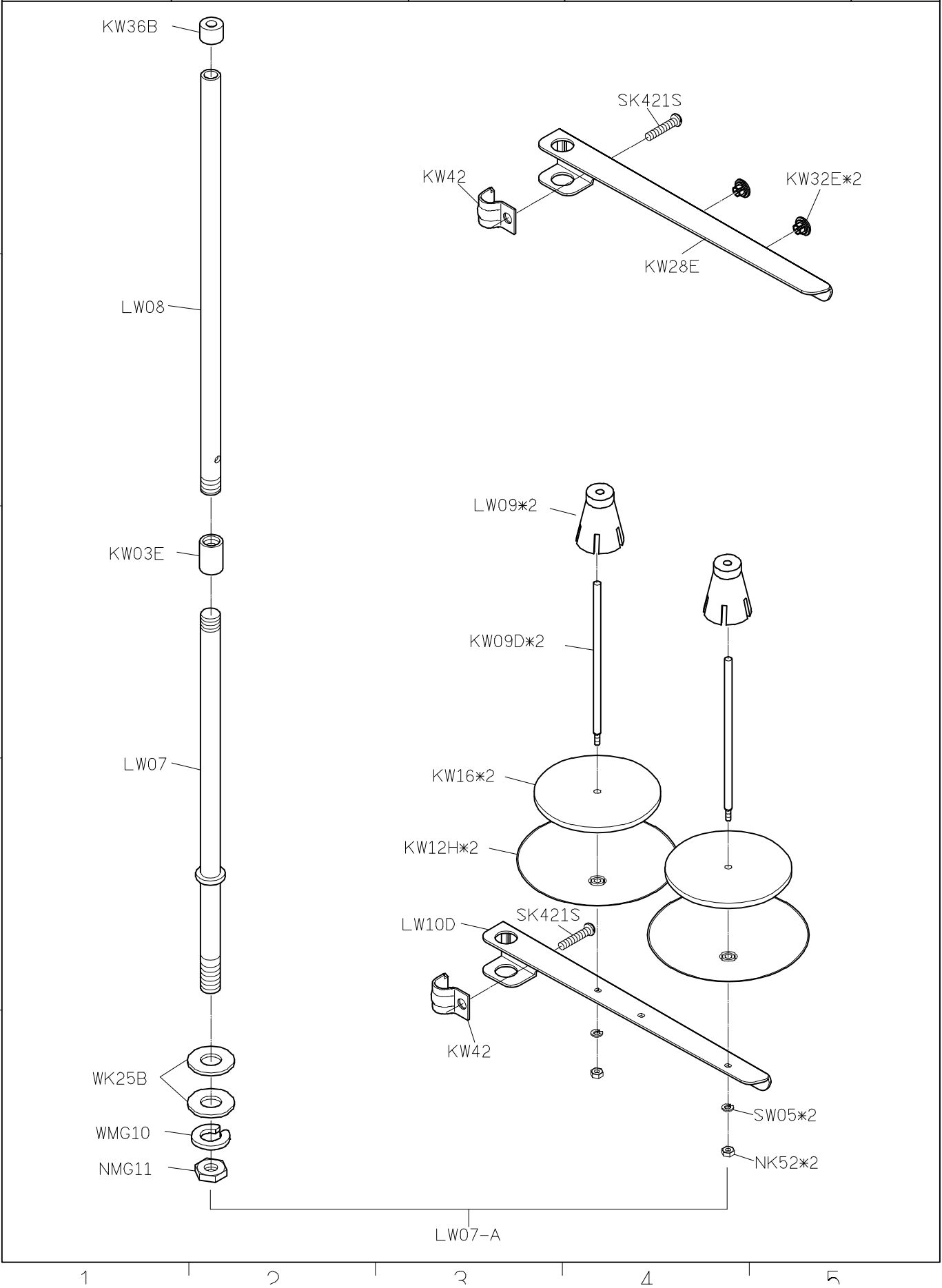


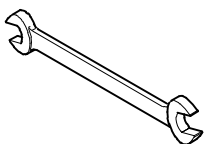

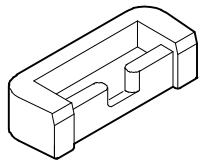
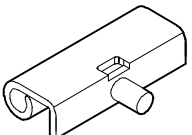

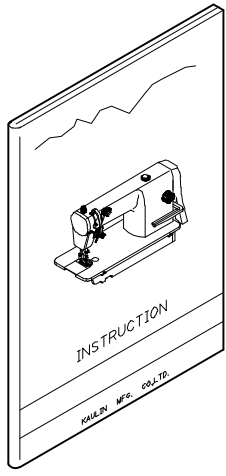
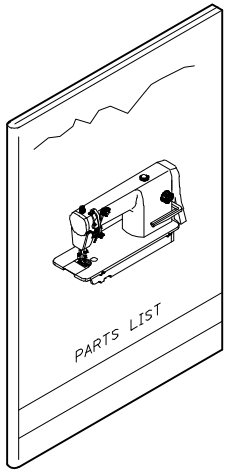

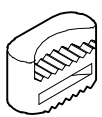



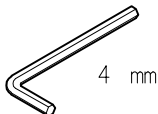

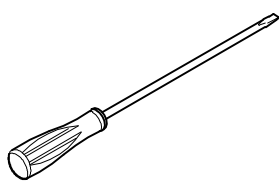
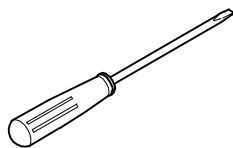
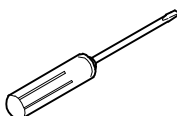

註：此部份置於配件箱內

代碼 NO.	操作面板 Control Panel	代碼 NO.	自動切線 Auto THREAD Trimmer	快速倒縫 Reverse Feeding	撥線桿 Wiper	自動抬押具 Auto Lifer
1	LU277-A	0	v	v	—	—
		1	v	v	V	—
		2	v	v	—	v
		3	v	v	v	v



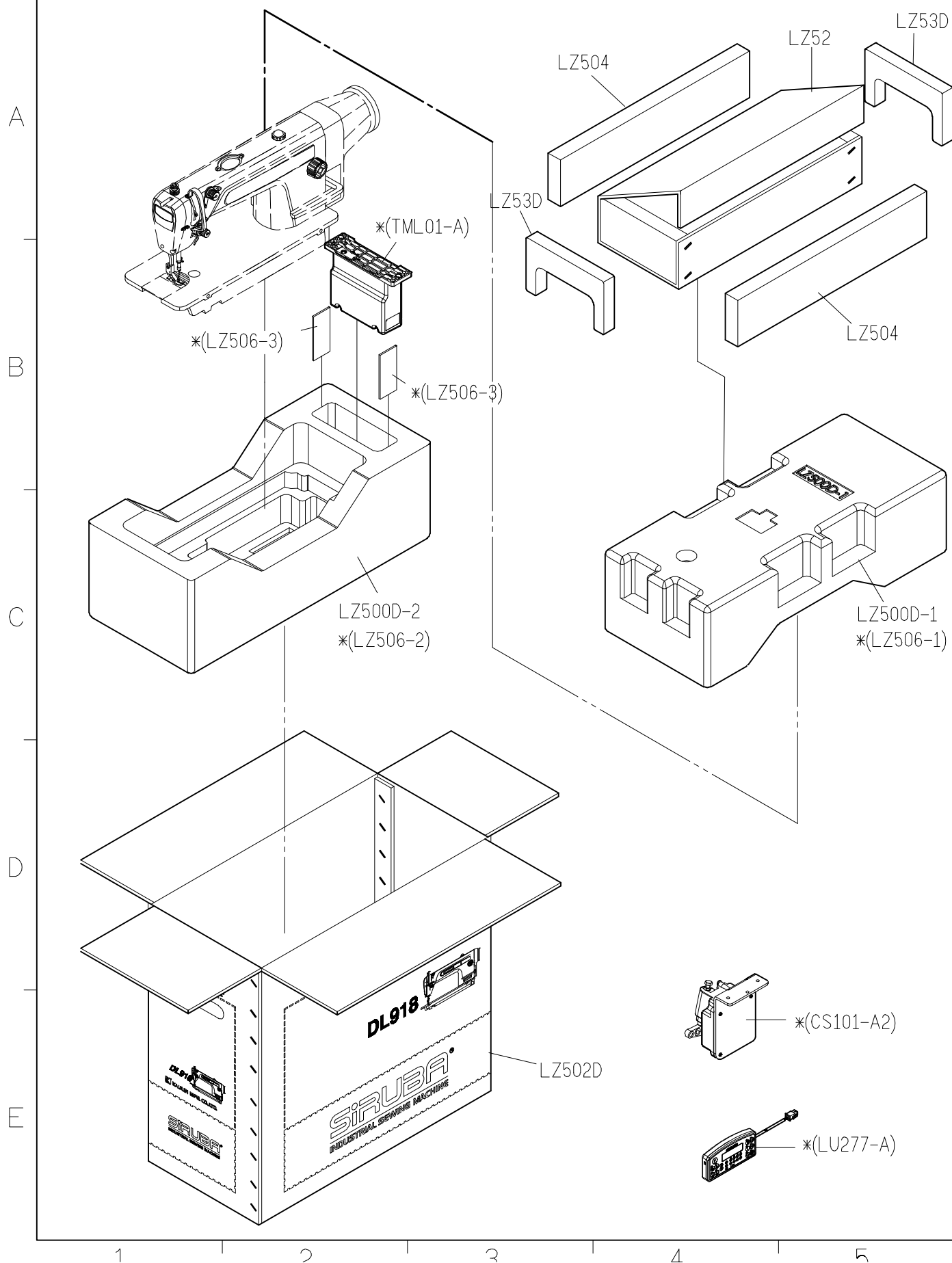
<b>SIRUBA</b>  <b>PARTS LIST</b>	Series	Parts Group	Subclass / Remark	Page
	DL918-NM1/NH1	LW		1/1
				Date
				2013/04/10



SIRUBA PARTS LIST	Series	Parts Group	Subclass / Remark	Page
	DL918-NM1/NH1	LY		1/1
				Date
				2012/11/01
LY01	LY02	YM04*2	LY05*2	YM102*2
				
LY530	LY531	LY37-A	YM103*2	
				
			G3XX	
				
針*2	LY38	MY12	KZ03*1	
				
LY33	LY34	LY35	KY201	
				



SIRUBA PARTS LIST	Series	Parts Group	Subclass / Remark	Page
	DL918-NM1/NH1	LZ		1/1
				Date
				2012/12/22



**SIRUBA**

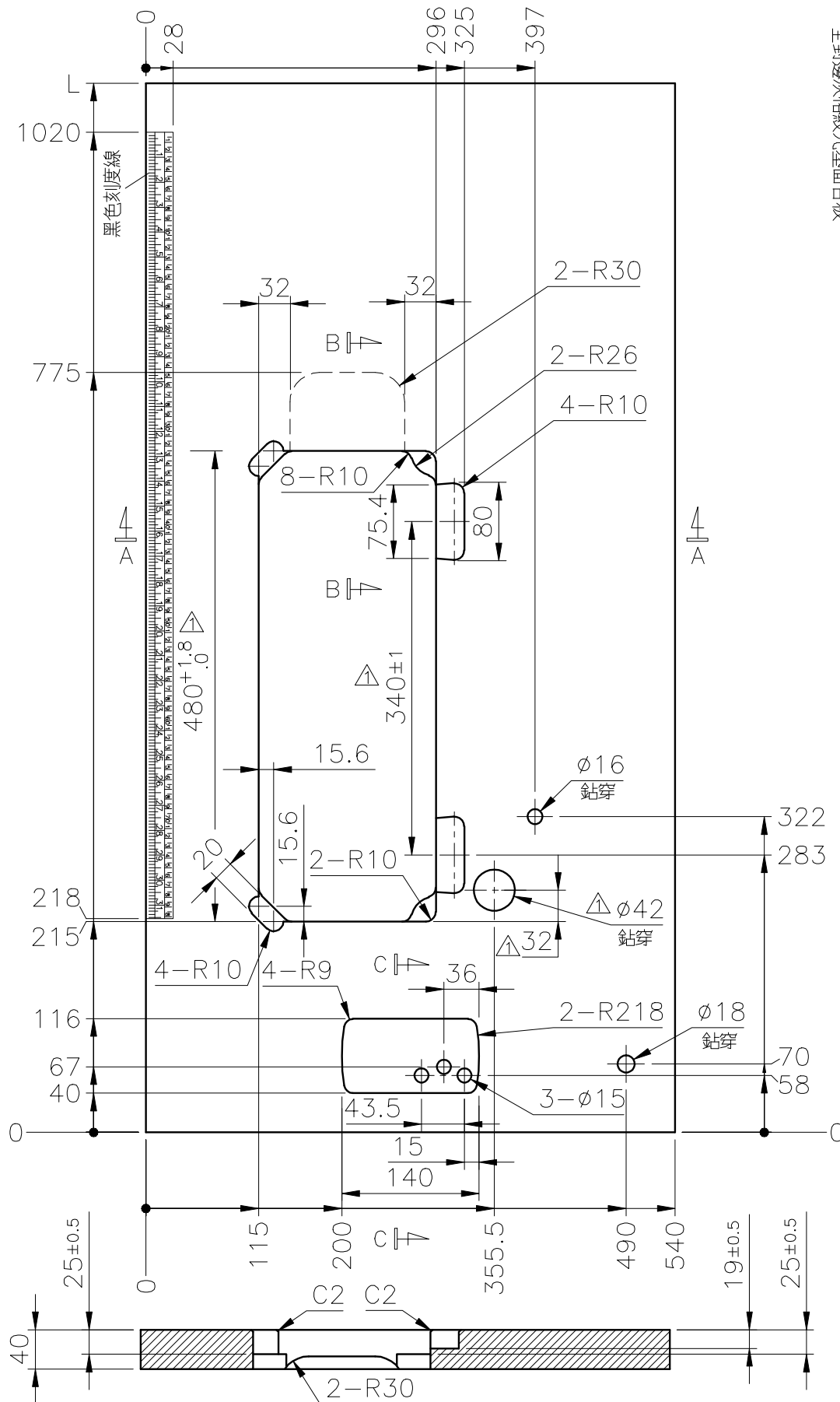
**TABLE  
CUT - OUT**

**Series**  
DL720/DL6800/DL6900  
DL7000/DL7200/DL7300  
DL7400/DL7500/DL3880  
DL380 ▲

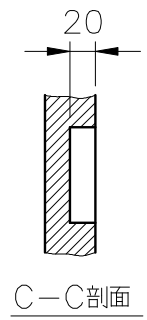
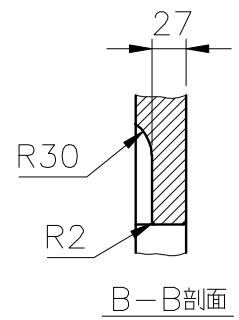
**Item Code**  
**DL7000T-T1**

**Subclass / Remark**

**Mounting**  
**Fully-submerged**  
**Date**  
**2021/04/26**



單針高速直驅式平縫車全沉式桌板圖  
單位 / UNIT: mm  
所有尺寸公差 / DIFFERENCE: ±2  
DL7000T-T1-1070 長度(L): 1070 / 重量: 10kg ±5%  
DL7000T-T1 長度(L): 1200 / 重量: 11.4kg ±5%  
全封邊/灰格紋光塑面台板



A-A 剖面