
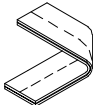

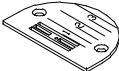
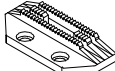
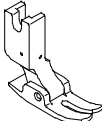

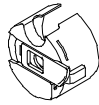


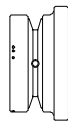


SIRUBA GAGE PARTS LIST	Series	Remark	Page	Date
	L918U	NM1/NH1	1 / 1	2012/11/01

L918U-NM1/NH1規格件表 /CONVERSION CHART

										
MODEL	SUB-CLASS	OPERATING PANEL	NEEDLE PLATE	FEED DOG	PRESSER FOOT	HOOKE ASM	BOBBIN CASE ASM	BOBBIN	NEEDLE	HAND WHEEL
機 型	規 格	操作盒	針 板	送 具	押 具	梭 頭	梭 殼	梭 子	針 號	皮帶輪
L918-NM1-10 ~ L918-NM1-13	中厚布	L-900	E706	D704	P708	G121	G202	G303	DBX1#14	LH01-A1
L918-NH1-10 ~ L918-NH1-13	厚布料		E707	D714	P714	G124	G202	G303	DBX1#22	

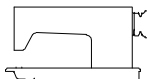
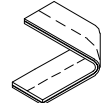



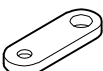
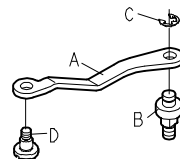
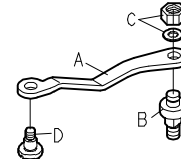
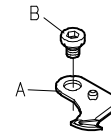
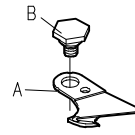
SIRUBA MODEL COMPARE LIST	Series	Remark	Page	Date
	L918/L918U/DL918/DL7000	NM1/NH1	1 / 3	2013/06/10

L918/L918U/DL918/DL7000 型別件表

									
MODEL	SUB-CLASS	SPRING	SPRING	ECCENTRIC	THREAD GUIDE	NEEDLE BAR	FIXED PIN	ADJUSTING KNOB	HOOK FIXER
機 型	規 格	控線彈簧	控線彈簧	偏心凸輪	擋環片	針棒	固定銷	調整旋鈕	旋梭定位板
NM1	薄布料 ~ 中厚料	LA31	LA22	LN38	A LA17	LN37	LC13	LC23G	LE14D
					B SK613				
NH1	中厚料 ~ 厚布料	LA131	LA122	LN63	A LA150	LN62	LC613	LC623G	LE614D
					B SK689				

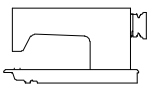
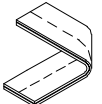

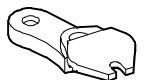

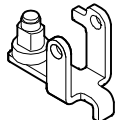

SIRUBA MODEL COMPARE LIST	Series	Remark	Page	Date
	L918/L918U/DL918/DL7000	NM1/NH1	2 / 3	2013/01/01

L918/L918U/DL918/DL7000 型別件表

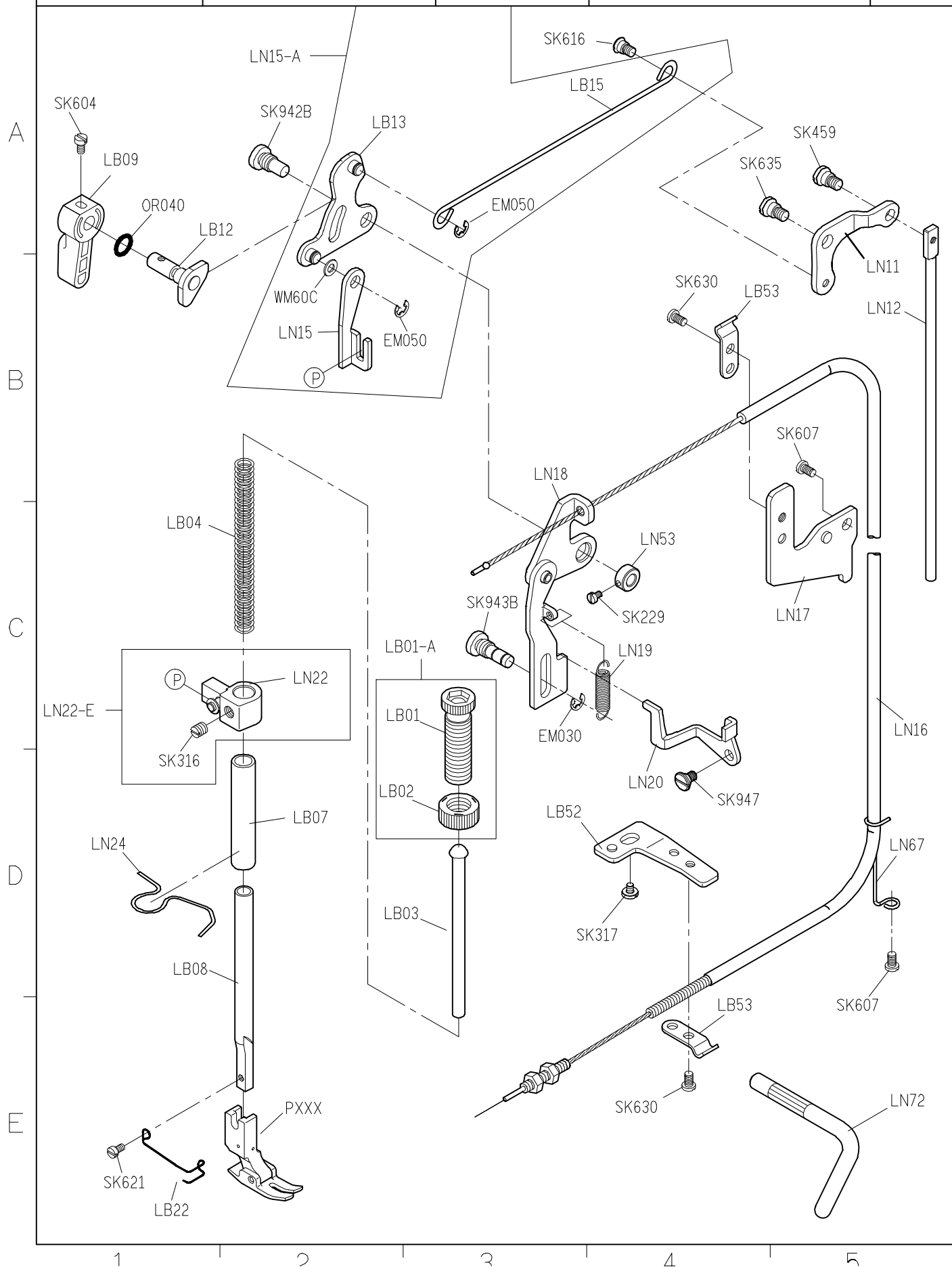
													
MODEL	SUB-CLASS	SOLENOID BRACKET	PRESSER PLATE	FIXED PLATE	FIXED PLATE	CONNECTING ROD		CONNECTING ROD		MOVABLE KNIFE		MOVABLE KNIFE	
機 型	規 格	電磁閥座	押板	固定刀	固定片	連桿		連桿		活動刀		活動刀	
NM1	薄布料 ~ 中厚料	LU26	LU04	LU05	LU28	A	LU15	—		A	LU02	—	
						B	SK662						
						c	EM050						
						D	SK664						
NH1	中厚料 ~ 厚布料	LU626	LU604	LU605	LU628	—		A	LU615	—		A	LU602
								B	SK677			B	SK683
								c	NK26/WM402				
								D	SK682				

SIRUBA MODEL COMPARE LIST	Series	Remark	Page	Date
	L918/L918U/DL918/DL7000	NM1/NH1	3 / 3	2013/01/01

L918/L918U/DL918/DL7000 型別件表

						
MODEL	SUB-CLASS	MOVABLE KNIFE CONNECTING ROD	MOVABLE KNIFE CONNECTING ROD	PRESSER PLATE	MOVABLE KINFE	TRIMMER SOLENOID
機 型	規 格	活動刀連桿	活動刀連桿	刀座	轉子連桿	切線電磁閥
NM1	薄布料 ~ 中厚料	LU01	—	LU03	LU18	LU25
NH1	中厚料 ~ 厚布料	—	LU601	LU603	LU618	LU625

SIRUBA PARTS LIST	Series	Parts Group	Subclass / Remark	Page
	L918U-NM1/NH1	LB		1/1
				Date
				2012/11/01



SIRUBA PARTS LIST	Series	Parts Group	Subclass / Remark	Page
	L918U-NM1/NH1	LC	#:Use for NH1	1/1
				Date
				2015/2/5

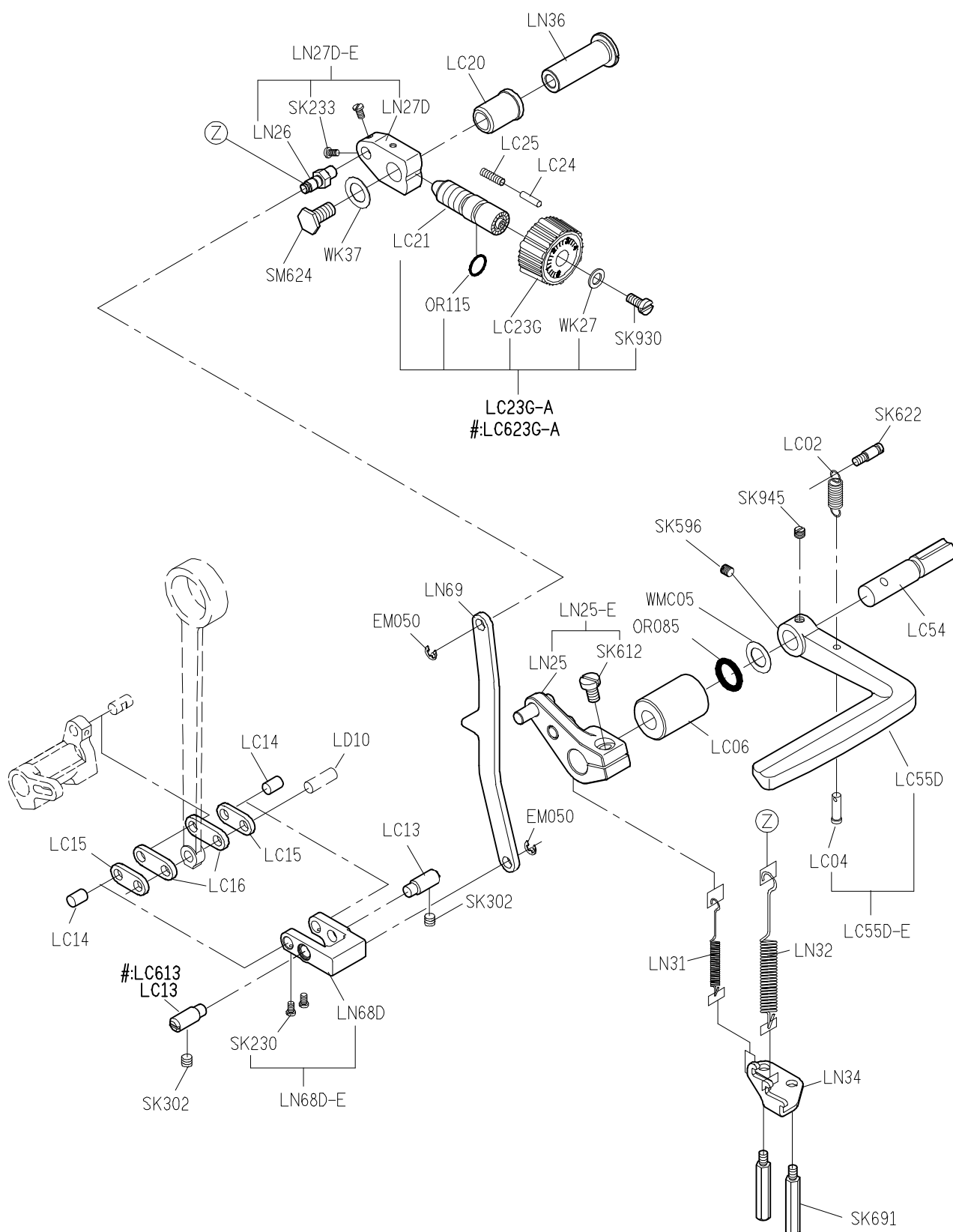
A

B

C

D

E



1

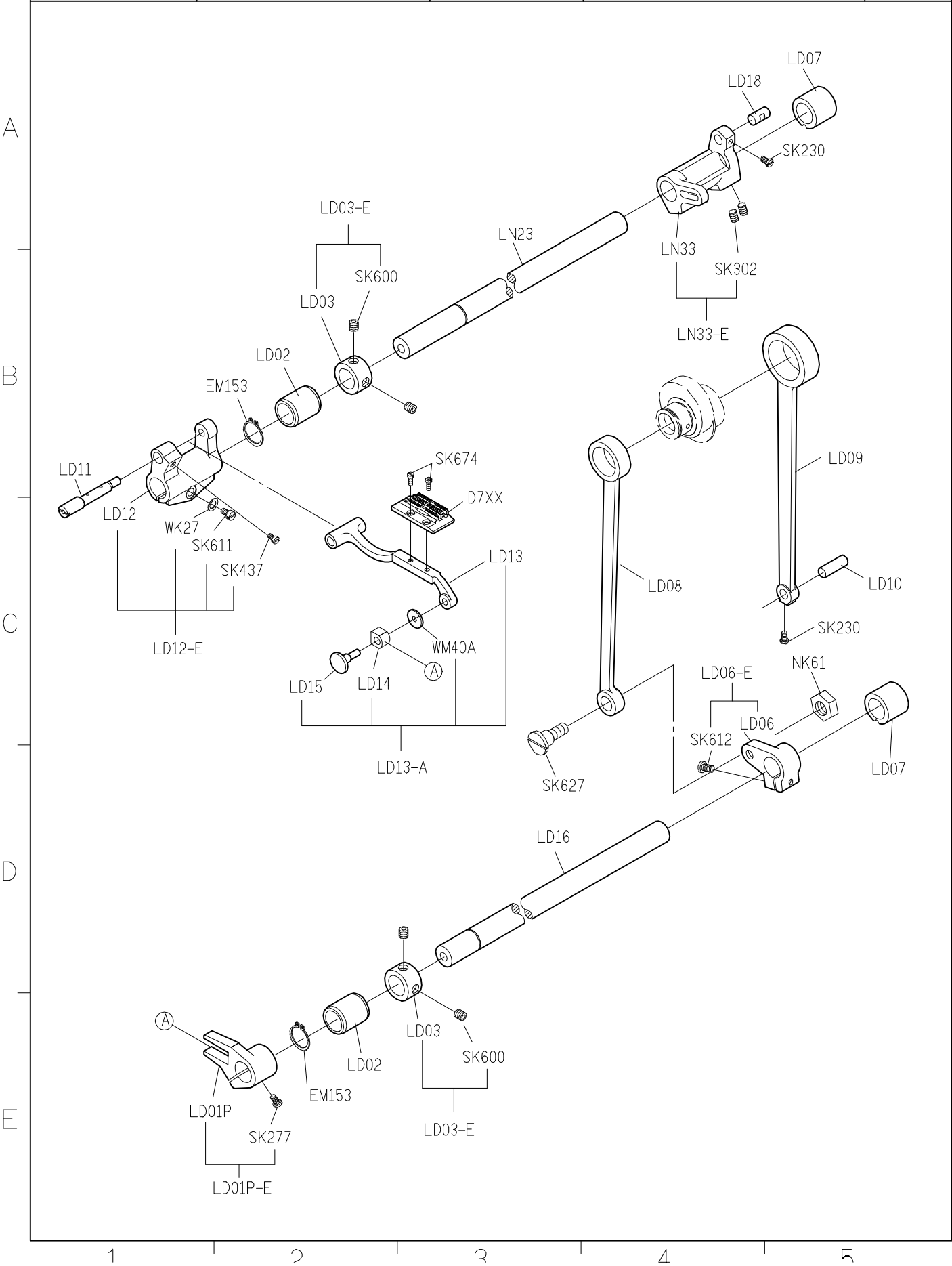
2

3

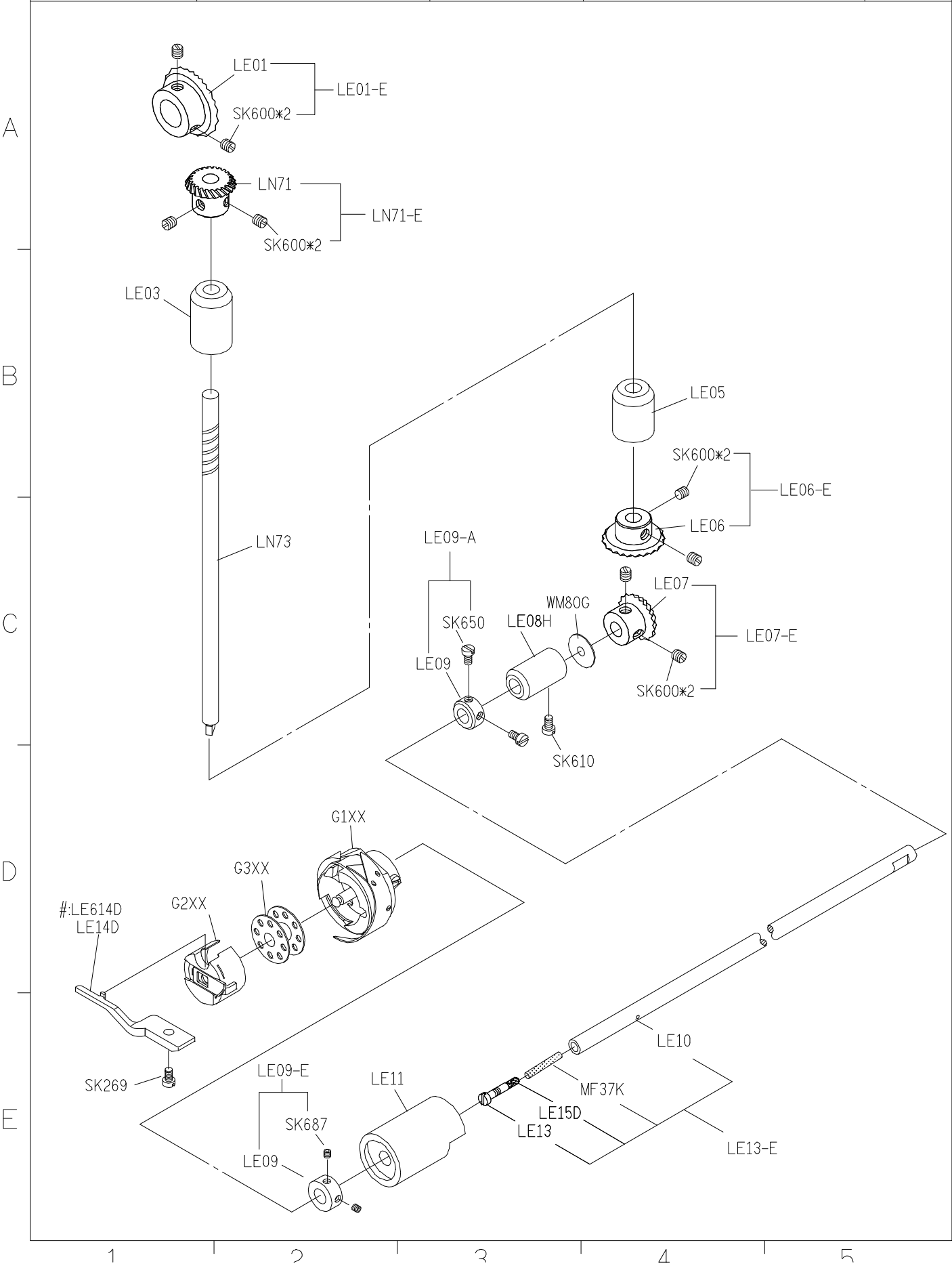
4

5

SIRUBA PARTS LIST	Series	Parts Group	Subclass / Remark	Page
	L918U-NM1/NH1	LD		1/1
				Date
				2012/11/01



SIRUBA PARTS LIST	Series	Parts Group	Subclass / Remark	Page
	L918U-NM1/NH1	LE	#:Use for NH1	1/1
				Date
				2015/07/28



<div>SIRUBA</div> <div>PARTS LIST</div>	Series	Parts Group	Subclass / Remark	Page
	L918U-NM1/NH1	LG	#:Use for NH1	1/1
				Date
				2012/11/01

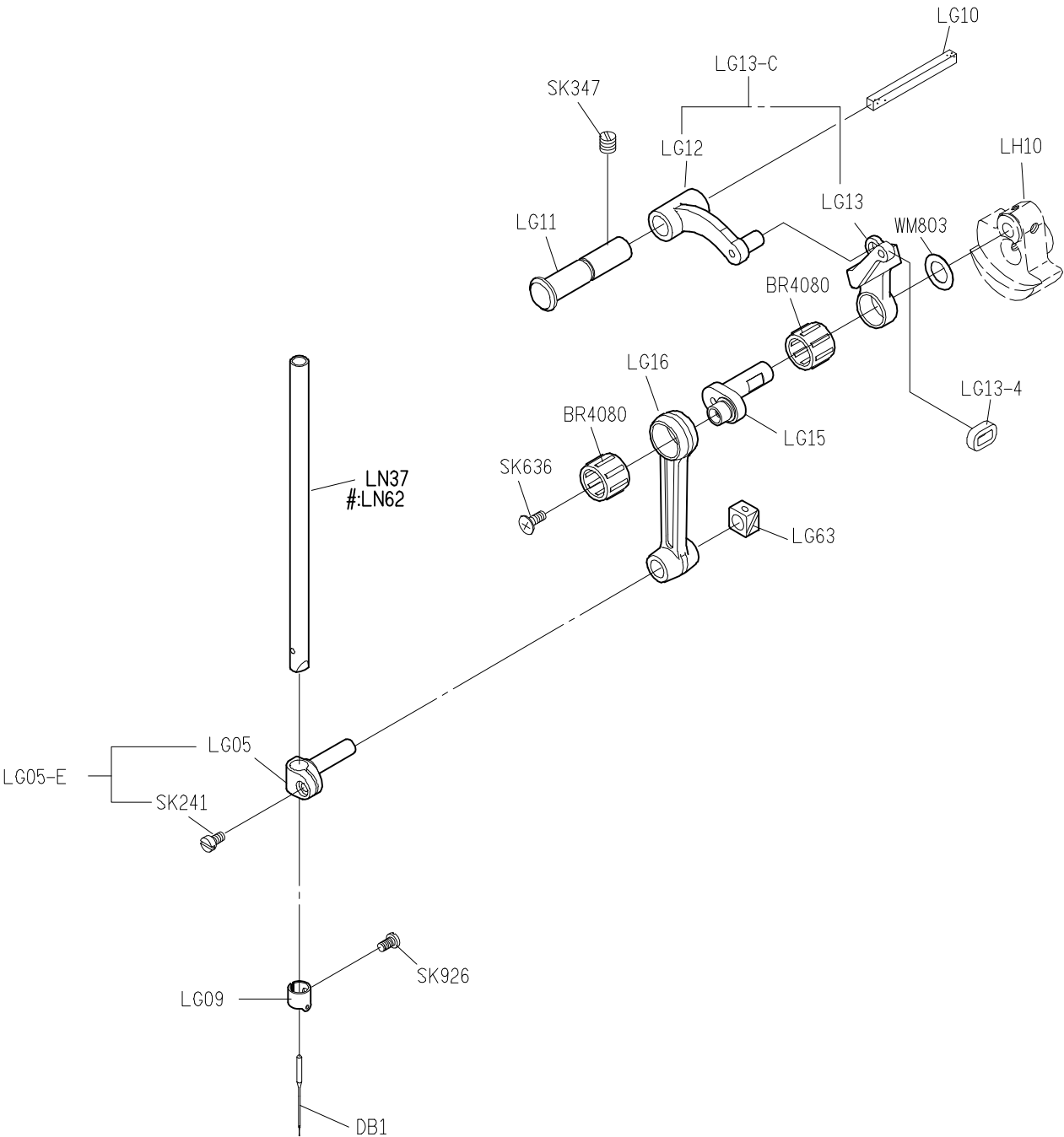
A

B

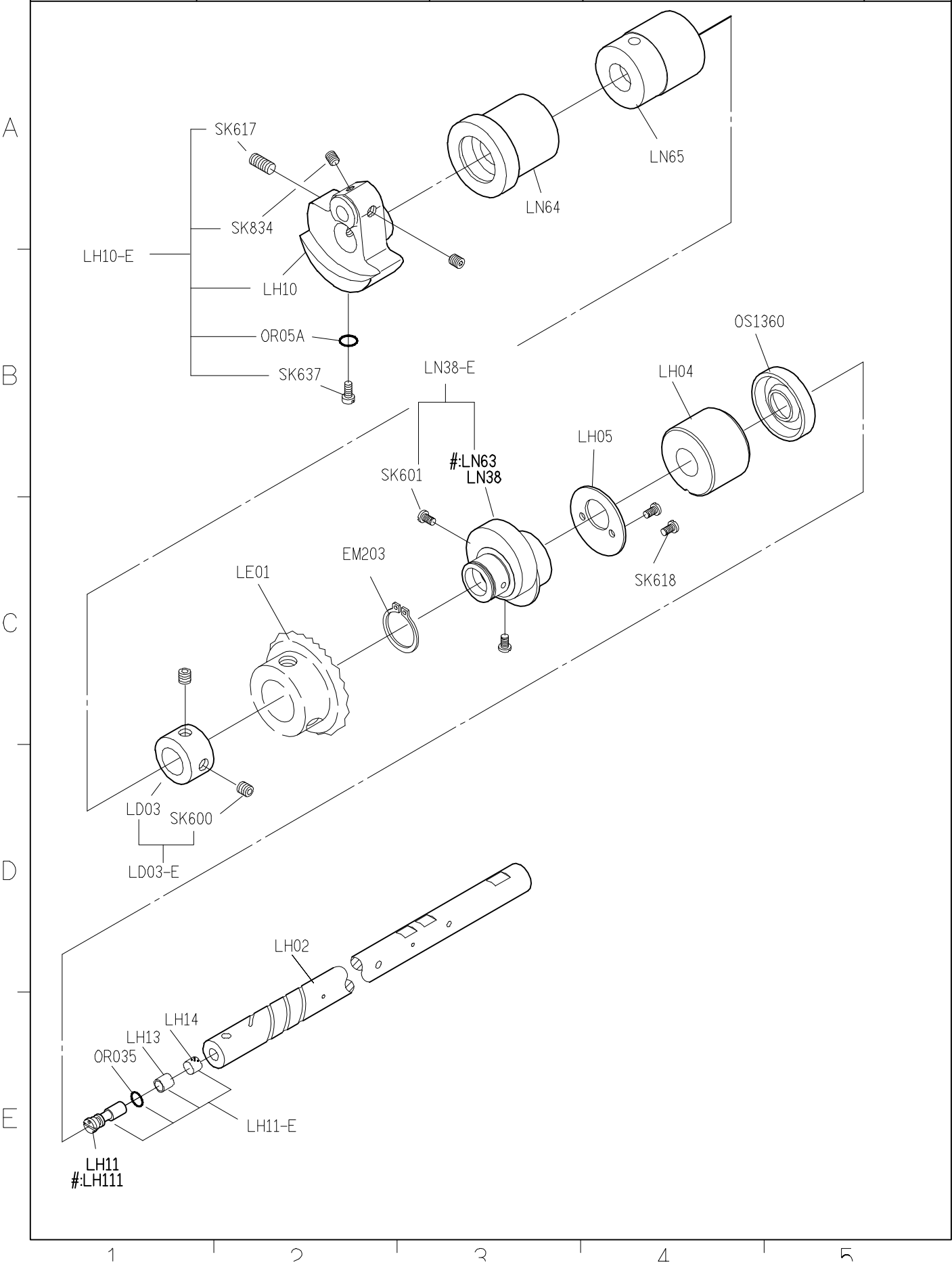
C

D

E



SIRUBA PARTS LIST	Series	Parts Group	Subclass / Remark	Page
	L918U-NM1/NH1	LH	#:Use for NH1	1/2
				Date
				2012/11/01



SIRUBA		Series	Parts Group	Subclass / Remark	Page
		L918U-NM1/NH1	LH		2/2
					Date
					2017/07/26
PARTS LIST					
H廠牌馬達	擺動式切刀			旋轉式切刀	
	<div>LH01D-A1</div>			<div>LH101-A1</div>	
其他廠牌馬達(可加後拉輪)	<div>LH01Q-E</div>			<div>LH101Q-A1</div>	
	1	2	3	4	5

SIRUBA

PARTS LIST

Series

L918U-NM1/NH1

Parts Group

LL

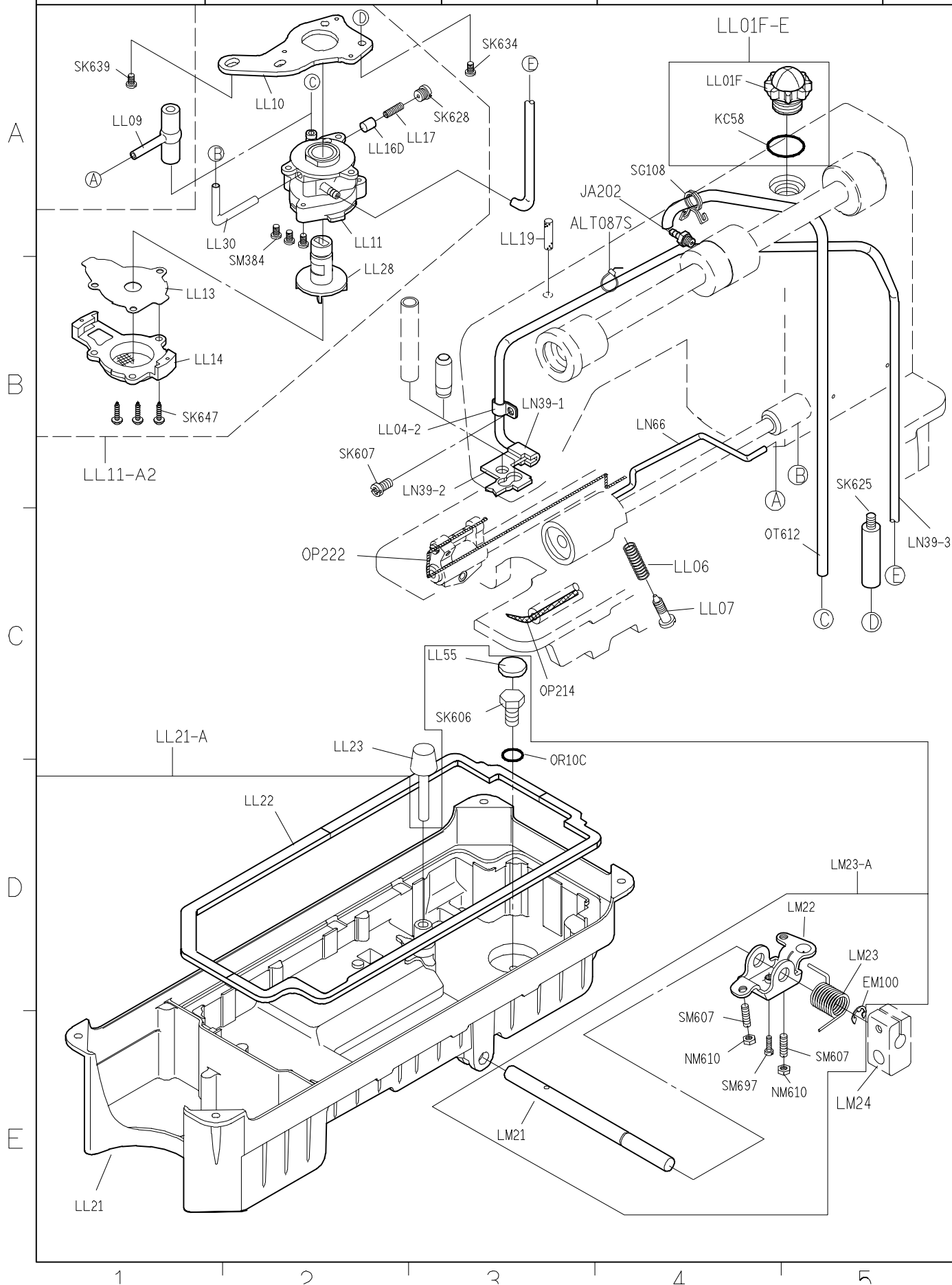
Subclass / Remark

Page

1/1

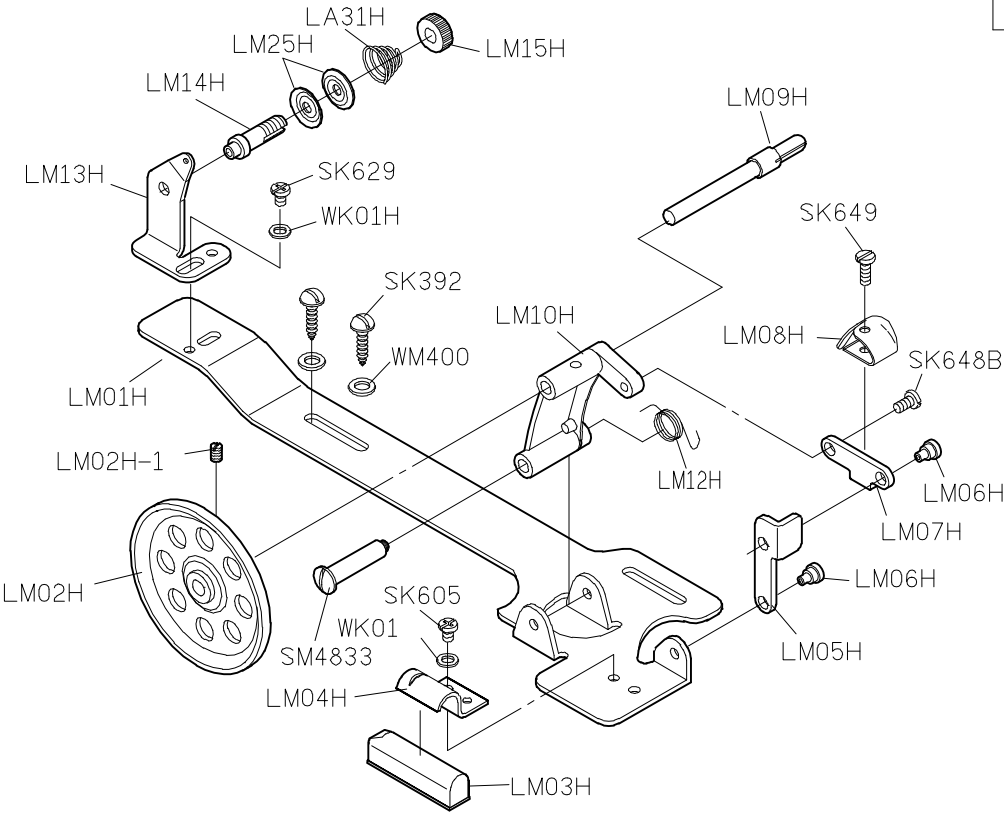
Date

2015/03/24

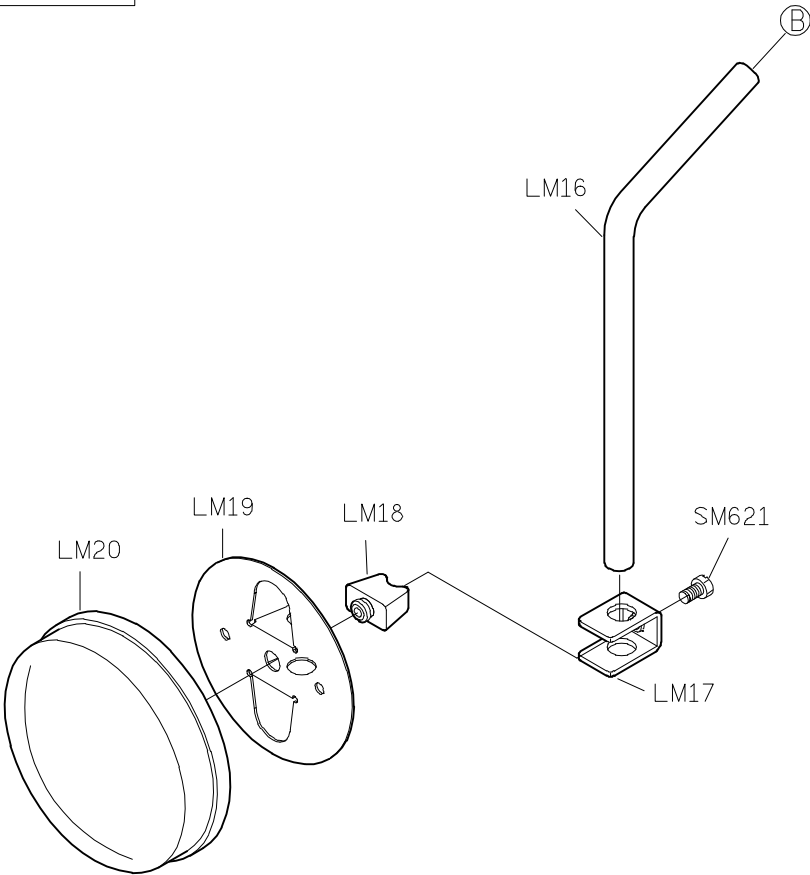


SIRUBA PARTS LIST	Series	Parts Group	Subclass / Remark	Page
	L918U-NM1/NH1	LM		1/1
				Date
				2012/11/01

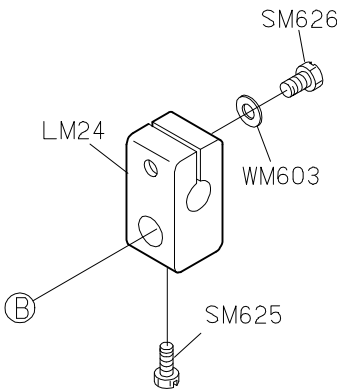
LM01H-A



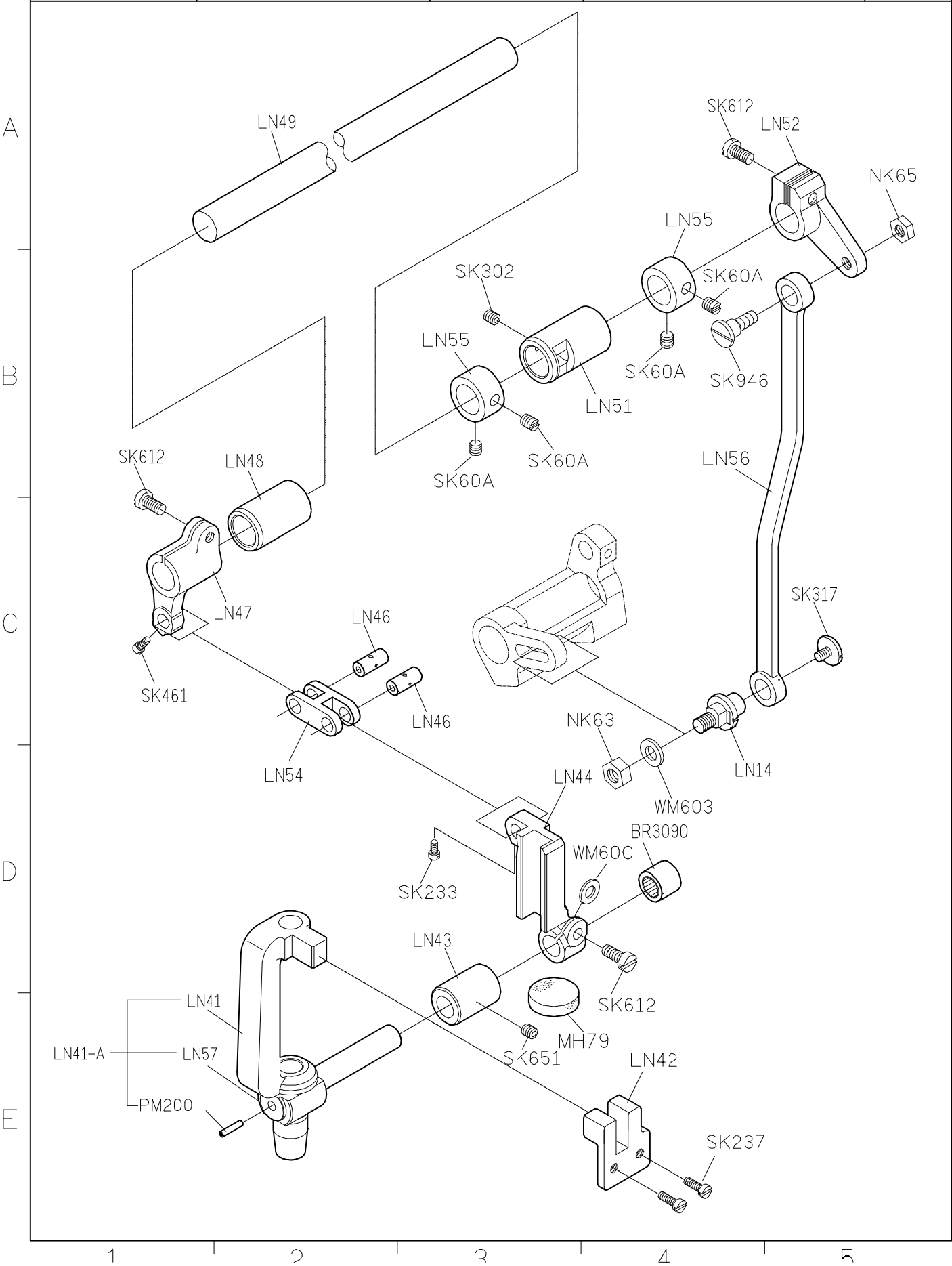
LM20-A



LM24-E

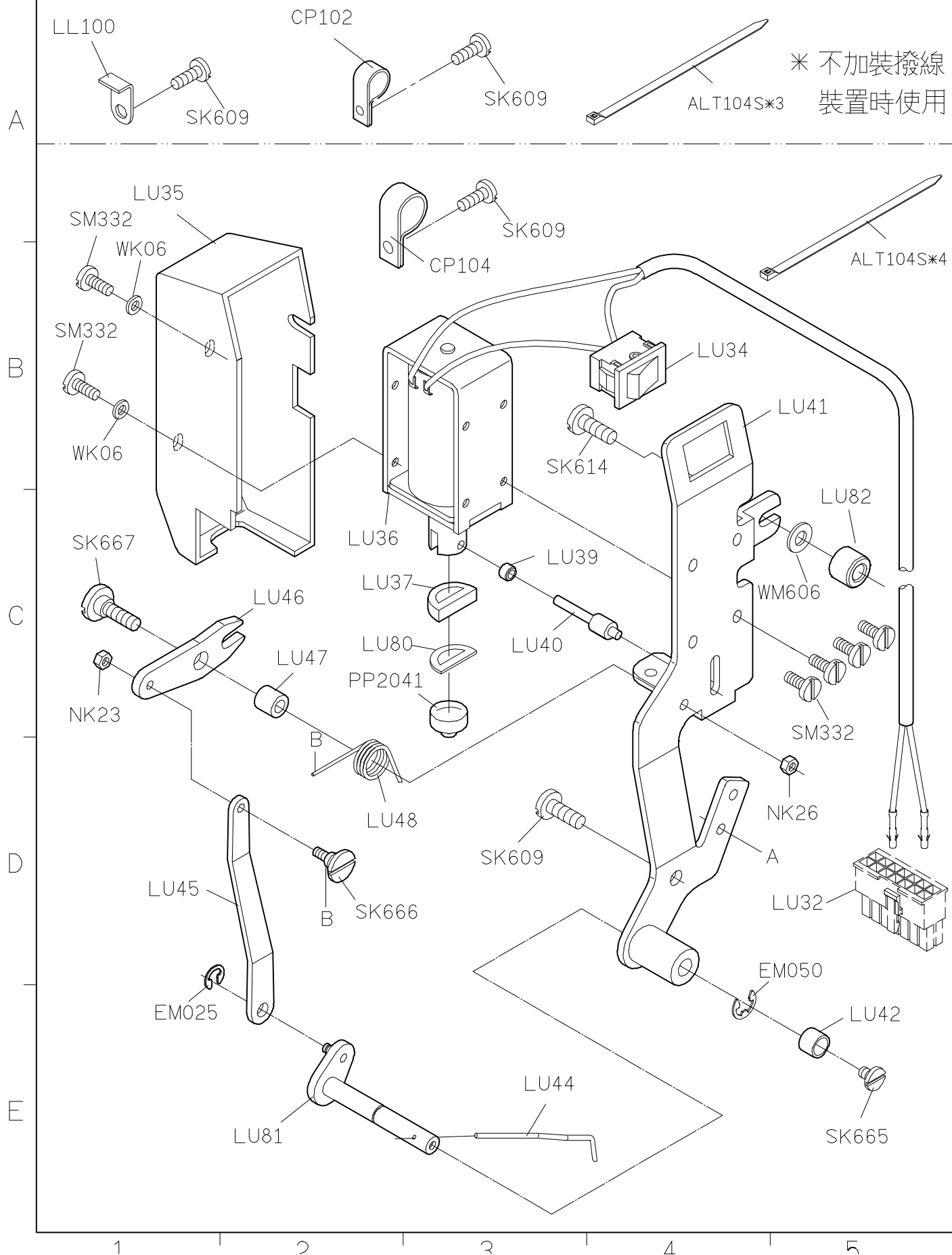


SIRUBA PARTS LIST	Series	Parts Group	Subclass / Remark	Page
	L918/U-NM1/NH1	LN		1/1
				Date
				2013/04/19



[illegible]

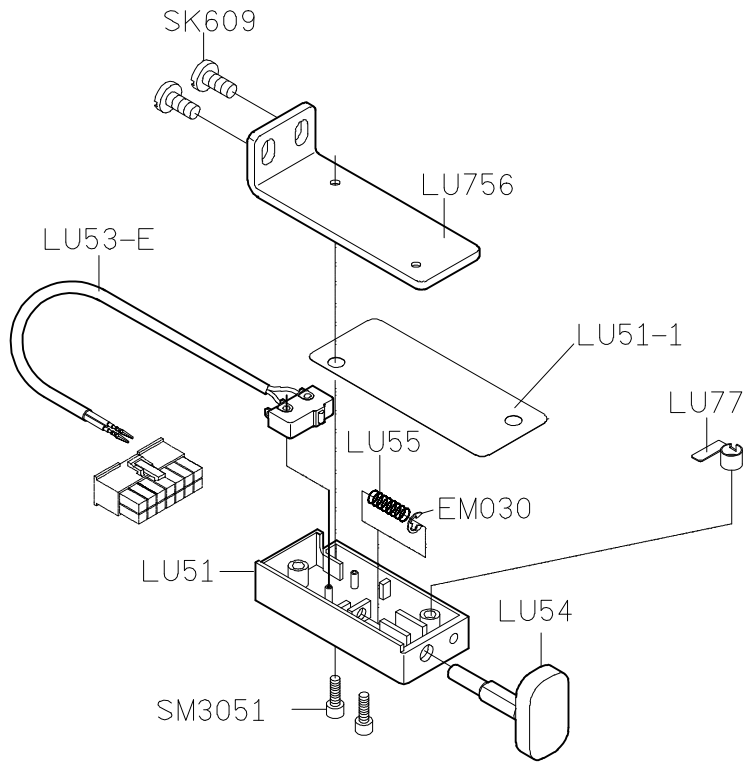
SIRUBA PARTS LIST	Series	Parts Group	Subclass / Remark	Page
	L918U-NM1/NH1	LU		2/6
				Date
				2012/11/01



SIRUBA PARTS LIST	Series	Parts Group	Subclass / Remark	Page
	L918U-NM1/NH1	LU		3/6
				Date
				2015/2/5

A

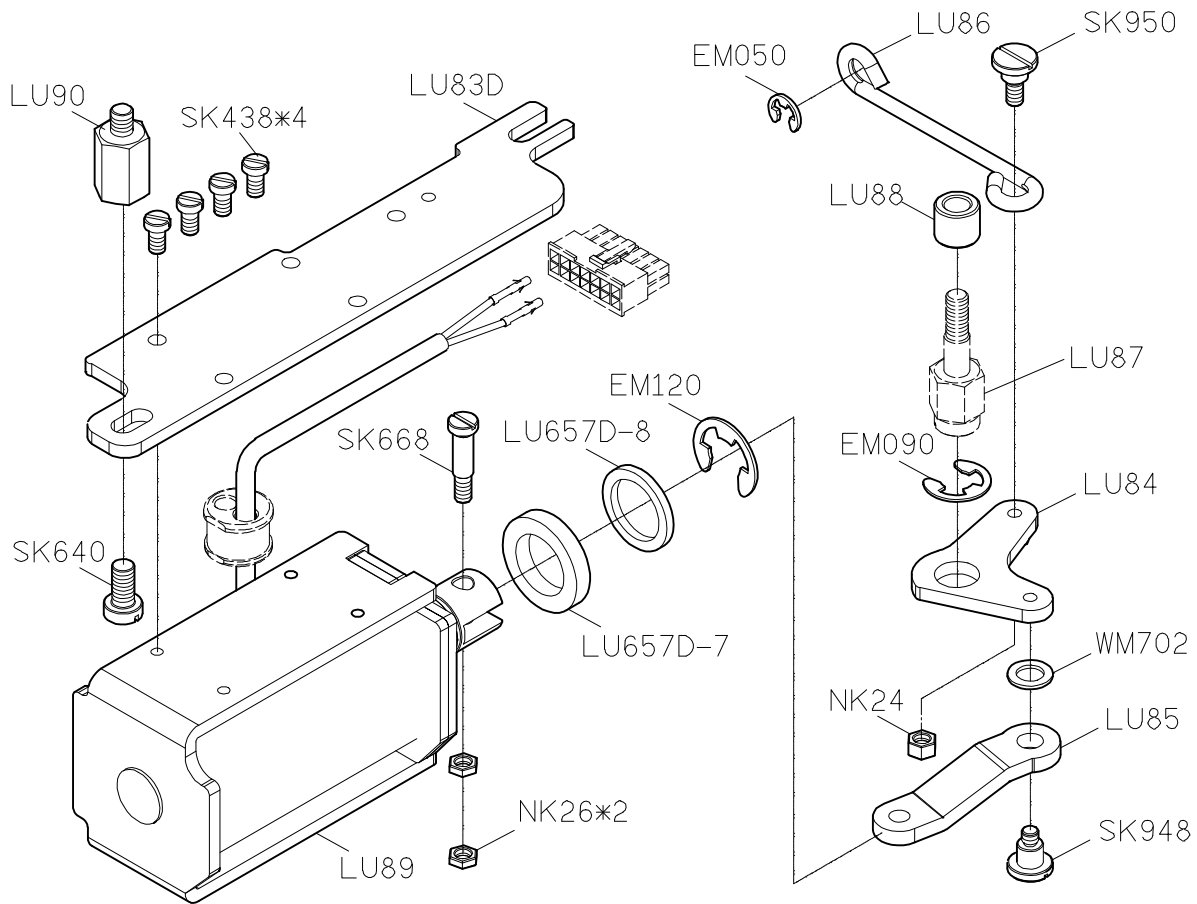
B



C

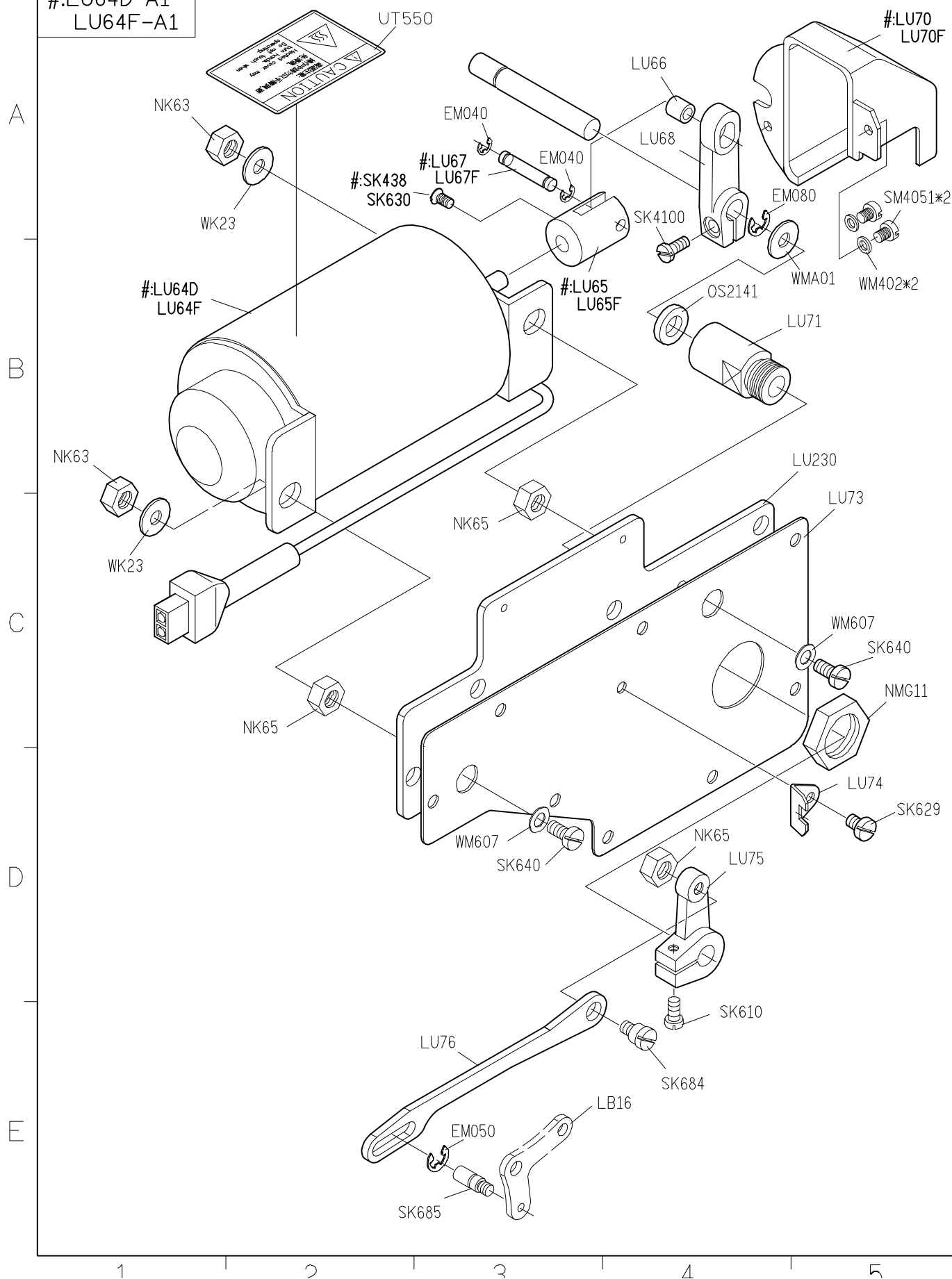
D

E

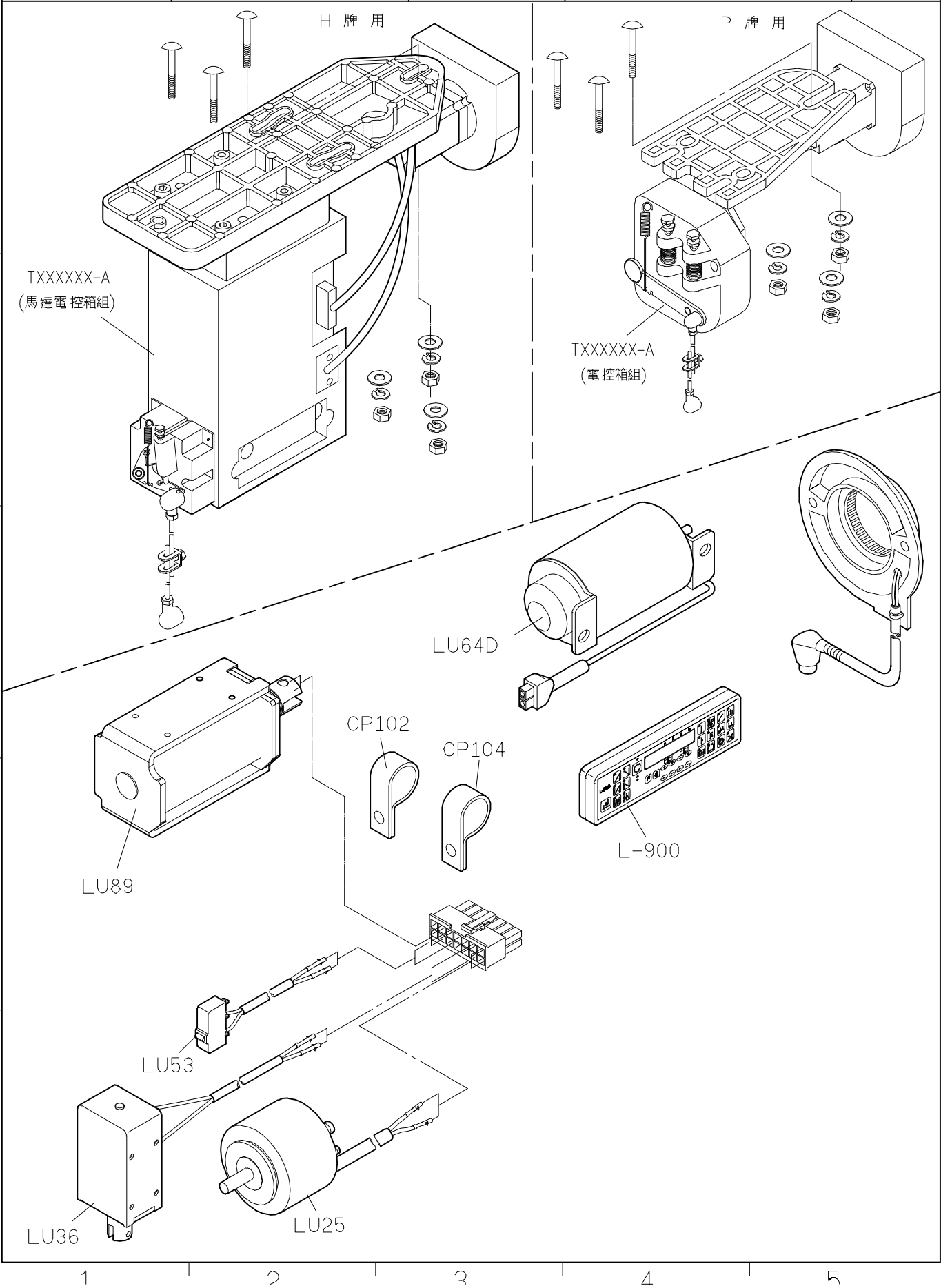


SIRUBA PARTS LIST	Series	Parts Group	Subclass / Remark	Page
	L918U-NM1/NH1	LU	#:Use for NH1	4/6
				Date
				2012/11/01

#:LU64D-A1
LU64F-A1



SIRUBA PARTS LIST	Series	Parts Group	Subclass / Remark	Page
	L918U-NM1/NH1	LU		5/6
				Date
				2012/11/01



SIRUBA

PARTS LIST

Series

L918U-NM1/NH1

Parts Group

LU

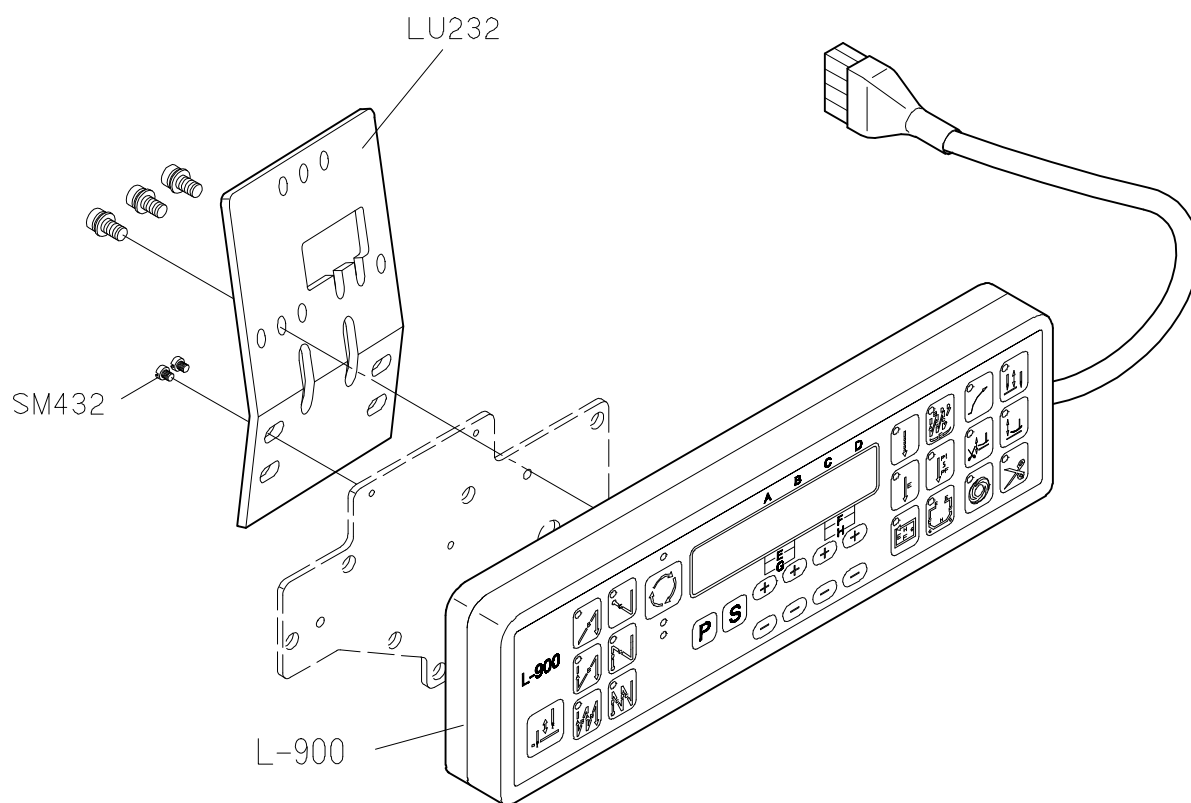
Subclass / Remark

Page

6/6



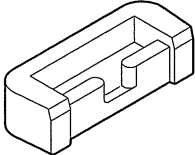
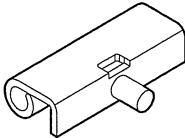

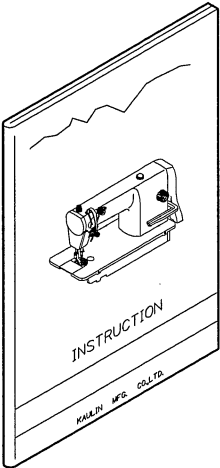
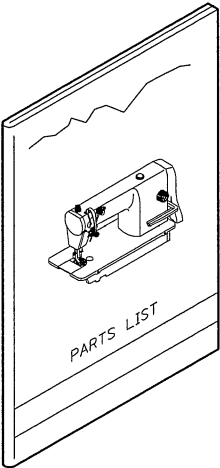

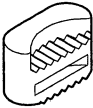




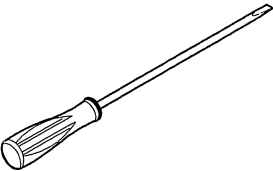
Date

2012/11/01

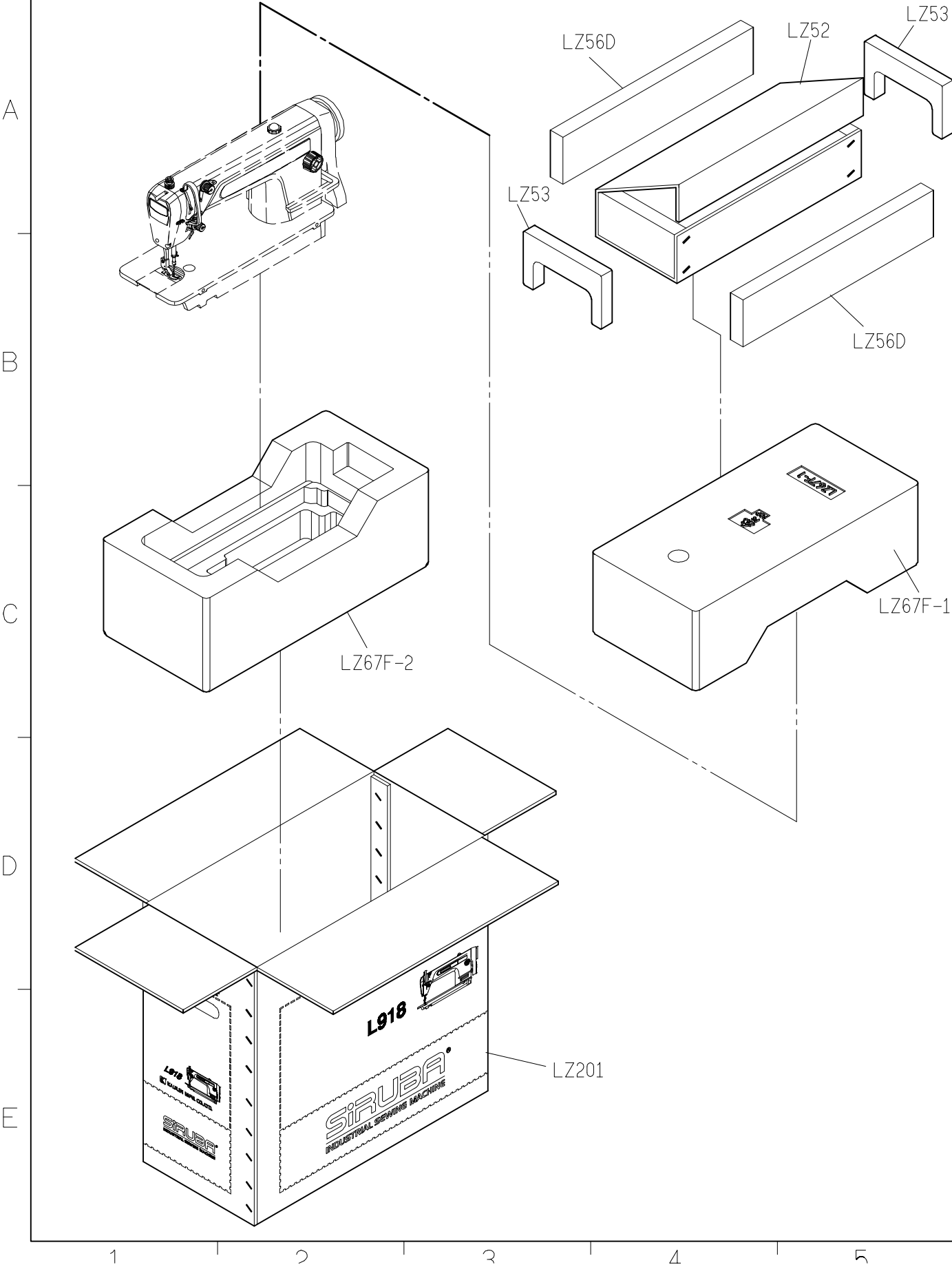


代碼 NO.	操作面板 Control Panel	代碼 NO.	自動切線 Auto THREAD Trimmer	快速倒縫 Reverse Feeding	撥線桿 Wiper	自動抬押具 Auto Lifer
1	L-900	0	√	√	—	—
		1	√	√	√	—
		2	√	√	—	√
		3	√	√	√	√

<div> <div>SIRUBA</div> <div>PARTS LIST</div> </div>	Series	Parts Group	Subclass / Remark	Page
	L918U-NM1/NH1	LY		1/1
				Date
				2017/6/27

	KY201	LY02	YM04*2	LY05*2	YM102*2
A					
B	LY230	LY231	LY37-A	YM103*2	
C					
D	針*2	LY38	G3XX	KZ03*1	
					
E	LY33				
					
	1	2	3	4	5

SIRUBA PARTS LIST	Series	Parts Group	Subclass / Remark	Page
	L918U-NM1/NH1	LZ		1/1
				Date
				2012/12/22



SiRUBA

TABLE
CUT - OUT

Series

L818D/L818F

L819/L819U

L917/L918/L918U

Item Code

L818-T2

Subclass Remark

Mounting

Fully-submerged

Date

2016/01/29

單針高速平縫下乘式車板圖

TABLE CUT-OUT SEMI-SUBMERGED

單位/UNIT:mm

所有尺寸公差/DIFFERENCE:±2

L818-T2-1070 長度(L):1070/重量:10kg±5%

L818-T2 長度(L):1200/重量:11.4kg±5%

全封邊灰格紋光塑面台板

