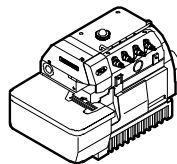
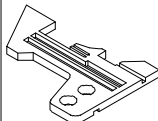
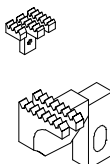
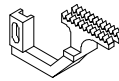
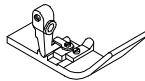



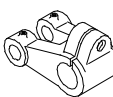


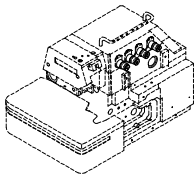
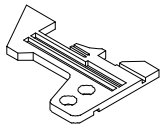
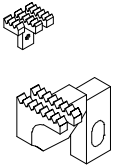
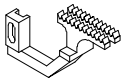
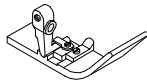
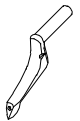


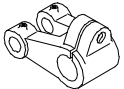


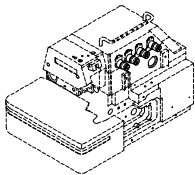
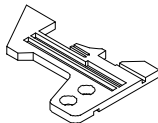
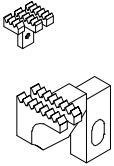
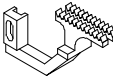
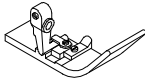



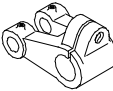


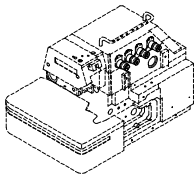
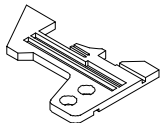
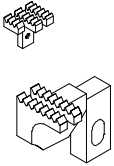
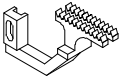
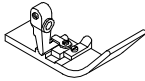



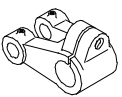


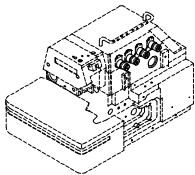
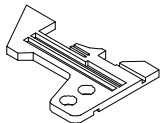
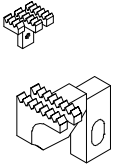
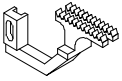
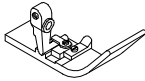
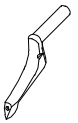


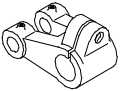




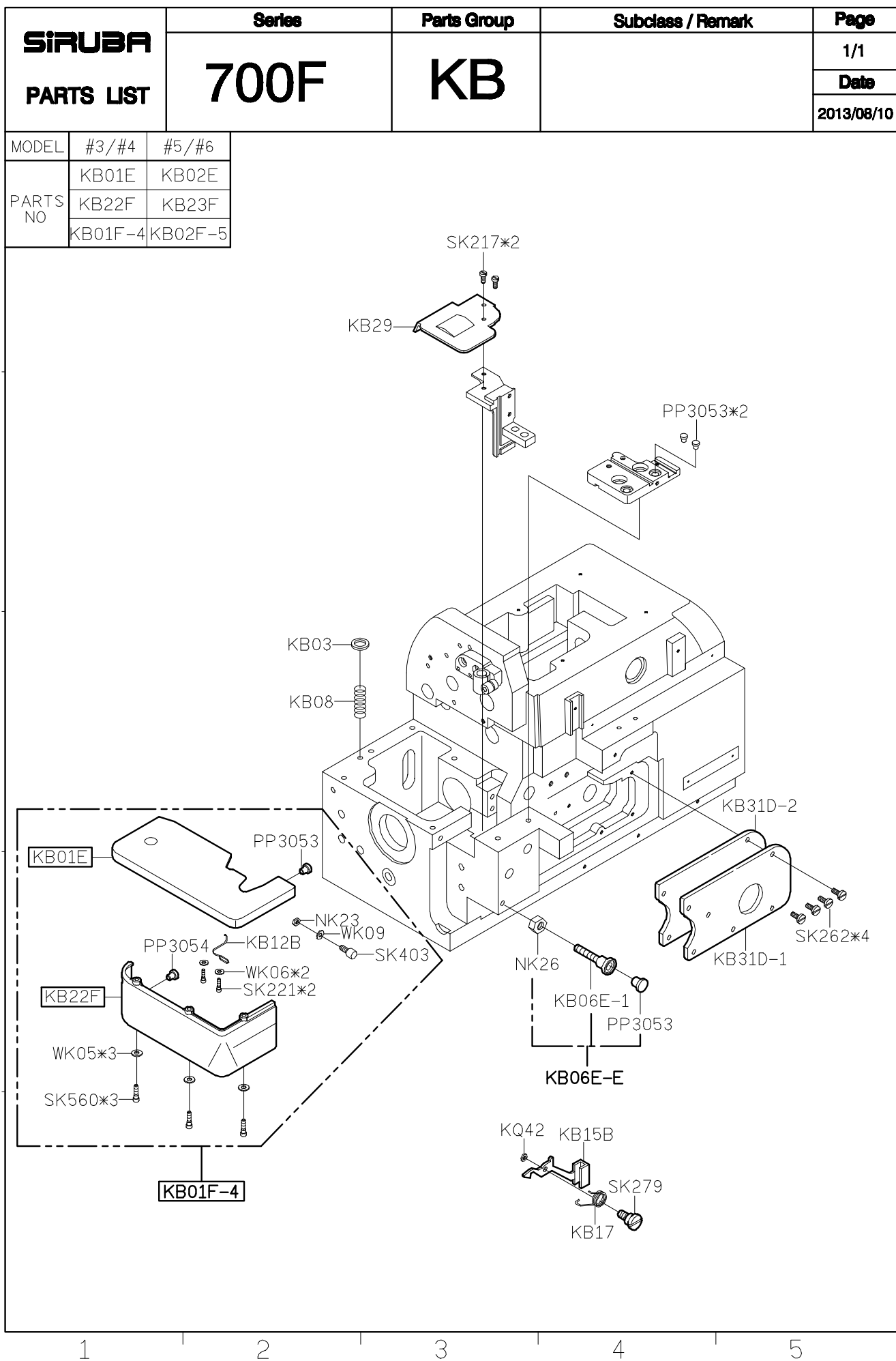
SIRUBA GAGE PARTS LIST		Series				Remark						Page	Date
		700F										1 / 5	2013/08/10
													
機 型 MODEL		針 板 NEEDLE PLATE	送 具 FEED DOG		送 具 FEED DOG	押 具 PRESSER FOOT	勾 針 LOOPER	針留 NEEDLE CLAMP	束 子 COLLAR	衝 程 CRANK	衝 程 CRANK	針 號 NEEDLE	
737F	504M1-15	E934D	D438	D912	H442	P152D-2	LP26	KG131-E	KJ10F	KF25-A	KJ09B-E	DCX27#9	
	504M2-04	E800	D440	D095	H445	P253E-3	LP26	KG131-E	KJ10F	KF25-A	KJ09B-E	DCX27#11	
	504M2-04CT	E800C	D440	D095	H445	P253E-3	LP26	KG131-E	KJ10F	KF25-A	KJ09B-E	DCX27#11	
	504M2-04LFC-2	E800	D440	D095	H445	P101-3	LP26	KG131-E	KJ10F	KF25-A	KJ09B-E	DCX27#11	
	504M2-04LFC-2/EC	E800C	D440	D095	H445	P101-3	LP26	KG131-E	KJ10F	KF25-A	KJ09B-E	DCX27#11	
	504M2-04TR	E011	D015	D011	H445	P101-3	LP26	KG131-E	KJ10F	KF25-A	KJ09B-E	DCX27#11	
	504M2-04VT	E800	D440	D095	H445	P253E-3	LP26	KG131-E	KJ10F	KF25-A	KJ09B-E	DCX27#11	
	504M2-04WR/LF-B	E001					LP26	KG131-E	KJ10F	KF25-A	KJ09B-E	DCX27#11	
	504M3-05PZ	E797	D440	D674	H445	PZ01-A	LP26	KG131-E	KJ10F	KF25-A	KJ09B-E	DCX27#18	
	504M3-05	E797	D440	D674	H445	P230-3	LP26	KG131-E	KJ10F	KF25-A	KJ09B-E	DCX27#11	
	504M3-05CT	E797C	D440	D674	H445	P230-3	LP26	KG131-E	KJ10F	KF25-A	KJ09B-E	DCX27#11	
	504M3-05VT	E797	D440	D674	H445	P230-3	LP26	KG131-E	KJ10F	KF25-A	KJ09B-E	DCX27#11	
	504M5-04BK	E589F	D969	D675	H974	P975-3	LP26	KG131-E	KJ10F	KF25-A	KJ09B-E	DCX27#11	
	504M5-04BK/VT	E589F	D969	D675	H974	P975-3	LP26	KG131-E	KJ10F	KF25-A	KJ09B-E	DCX27#11	
	505F1-04	E784	D438	D674	H442	P152D-3	LP26	KG131-E	KJ10F	KF25-A	KJ09B-E	DCX27#9	
	505F1-04ES	E784	D438	D674	H442	P152D-3	LP26	KG131-E	KJ10F	KF25-A	KJ09B-E	DCX27#9	
	505F1-04VT	E784	D438	D674	H442	P152D-3	LP26	KG131-E	KJ10F	KF25-A	KJ09B-E	DCX27#9	
	504M3-04	E796	D440	D674	H445	P230-3	LP26	KG131-E	KJ10F	KF25-A	KJ09B-E	DCX27#11	
	505F1-04ES/VT	E784	D438	D674	H442	P152D-3	LP26	KG131-E	KJ10F	KF25-A	KJ09B-E	DCX27#9	
	504M2-04EC	E800C	D440	D095	H445	P253E-3	LP26	KG131-E	KJ10F	KF25-A	KJ09B-E	DCX27#11	

SIRUBA GAGE PARTS LIST		Series				Remark						Page	Date
		700F										2 / 5	2013/08/10
													
機 型 MODEL		針 板 NEEDLE PLATE	送 具 FEED DOG		送 具 FEED DOG	押 具 PRESSER FOOT	勾 針 LOOPER	針留 NEEDLE CLAMP	束 子 COLLAR	衝 程 CRANK	衝 程 CRANK	針 號 NEEDLE	
737F	504M1-15VT	E934D	D438	D912	H442	P152D-5	LP26	KG131-E	KJ10F	KF25-A	KJ09B-E	DCX27#9	
	504M2-04TR/EC	E011C	D011	D015	H445	P101-3	LP26	KG131-E	KJ10F	KF25-A	KJ09B-E	DCX27#11	
	504F1-04	E784	D438	D674	H442	P152D-3	LP26	KG131-E	KJ10F	KF25-A	KJ09B-E	DCX27#9	
	504F1-15	E471	D471	D472	H471	P471-A	LP26	KG131-E	KJ10F	KF25-A	KJ09B-E	DCX27#9	
747F	512M1-25	E920	D440	D095	H445	P253E-4	LP36	KG142-E	KJ13F	KF26-A	KJ11B-E	DCX27#11*2	
	512M1-25CT	E920C	D440	D095	H445	P253E-4	LP36	KG142-E	KJ13F	KF26-A	KJ11B-E	DCX27#11*2	
	514H4-24GA	E919	D958	D095	H959	P136-A	LP26	KG142-E	KJ13F	KF26-A	KJ11B-E	DCX27#11*2	
	514H4-24GA/CT	E919C	D958	D095	H959	P136-A	LP26	KG142-E	KJ13F	KF26-A	KJ11B-E	DCX27#11*2	
	514H4-24GA/EC	E919C	D958	D095	H959	P136-A	LP26	KG142-E	KJ13F	KF26-A	KJ11B-E	DCX27#11*2	
	514H4-24GA/P	E919	D958	D095	H959	P136P-A	LP26	KG142-E	KJ13F	KF26-A	KJ11B-E	DCX27#11*2	
	514M2-24	E919	D440	D095	H445	P253E-4	LP26	KG142-E	KJ13F	KF26-A	KJ11B-E	DCX27#11*2	
	514M2-24CT	E919C	D440	D095	H445	P253E-4	LP26	KG142-E	KJ13F	KF26-A	KJ11B-E	DCX27#11*2	
	514M2-24EC	E919C	D440	D095	H445	P253E-4	LP26	KG142-E	KJ13F	KF26-A	KJ11B-E	DCX27#11*2	
	514M2-24LF-B	E919	D440	D095	H445	P101-4	LP26	KG142-E	KJ13F	KF26-A	KJ11B-E	DCX27#11*2	
	514M2-24LFC-2	E919	D440	D095	H445	P101-4	LP26	KG142-E	KJ13F	KF26-A	KJ11B-E	DCX27#11*2	
	514M2-24LFC-2/EC	E919C	D440	D095	H445	P101-4	LP26	KG142-E	KJ13F	KF26-A	KJ11B-E	DCX27#11*2	
	514M2-24TG	E919	D440	D095	H445	P254G-4	LP26	KG142-E	KJ13F	KF26-A	KJ11B-E	DCX27#11*2	
	514M2-24TG/EC	E919C	D440	D095	H445	P254G-4	LP26	KG142-E	KJ13F	KF26-A	KJ11B-E	DCX27#11*2	
	514M2-24VT	E919	D440	D095	H445	P253E-4	LP26	KG142-E	KJ13F	KF26-A	KJ11B-E	DCX27#11*2	
	514M2-25TG	E920	D440	D095	H445	P253G-4	LP26	KG142-E	KJ13F	KF26-A	KJ11B-E	DCX27#11*2	

SIRUBA GAGE PARTS LIST		Series				Remark						Page	Date
		700F										3 / 5	2013/08/10
													
機 型 MODEL		針 板 NEEDLE PLATE	送 具 FEED DOG		送 具 FEED DOG	押 具 PRESSER FOOT	勾 針 LOOPER	針留 NEEDLE CLAMP	束 子 COLLAR	衝 程 CRANK	衝 程 CRANK	針 號 NEEDLE	
747F	514M2-25	E920	D440	D095	H445	P253E-4	LP26	KG142-E	KJ13F	KF26-A	KJ11B-E	DCX27#11*2	
	514M2-25CT	E920C	D440	D095	H445	P253E-4	LP26	KG142-E	KJ13F	KF26-A	KJ11B-E	DCX27#11*2	
	514M2-28	E992	D440	D095	H445	P992-A	LP26	KG142-E	KJ13F	KF26-A	KJ11B-E	DCX27#11*2	
	514M4-23	E804	D440	D674	H445	P230-A	LP26	KG142-E	KJ13F	KF25-A	KJ11B-E	DCX27#11*2	
	514M4-23CT	E804C	D440	D674	H445	P230-A	LP26	KG142-E	KJ13F	KF25-A	KJ11B-E	DCX27#11*2	
	514M5-23BK	E591B	D969	D675	H974	P975-4	LP26	KG142-E	KJ13F	KF26-A	KJ11B-E	DCX27#11*2	
	514M7-23	E804A	D441	D674	H446	P230-A	LP38	KG142-E	KJ13F	KF26-A	KJ11B-E	DCX27#16*2	
	514M7-23CT	E804AC	D441	D674	H446	P230-A	LP38	KG142-E	KJ13F	KF26-A	KJ11B-E	DCX27#11*2	
	514M7-24	E919A	D441	D095	H446	P253E-4	LP38	KG142-E	KJ13F	KF26-A	KJ11B-E	DCX27#16*2	
	514M7-24CT	E919AC	D441	D095	H446	P253E-4	LP38	KG142-E	KJ13F	KF26-A	KJ11B-E	DCX27#16*2	
	514M7-24TG	E919A	D441	D095	H446	P254G-4	LP38	KG142-E	KJ13F	KF26-A	KJ11B-E	DCX27#16*2	
	514M7-25	E920A	D441	D095	H446	P253E-4	LP38	KG142-E	KJ13F	KF26-A	KJ11B-E	DCX27#16*2	
	514M7-25BK	E920B	D441B	D095	H446B	P253E-4	LP38	KG142-E	KJ13F	KF26-A	KJ11B-E	DCX27#16*2	
	514M7-25BK/AN	E920B	D441B	D095	H446B	P253E-4	LP38	KG142-E	KJ13F	KF26-A	KJ11B-E	DCX27#16*2	
	514M7-25AN	E920A	D441	D095	H446	P253E-4	LP38	KG142-E	KJ13F	KF26-A	KJ11B-E	DCX27#16*2	
	514M7-25CT	E920AC	D441	D095	H446	P253E-4	LP38	KG142-E	KJ13F	KF26-A	KJ11B-E	DCX27#16*2	
	514M7-25TG	E920A	D441	D095	H446	P254G-4	LP38	KG142-E	KJ13F	KF26-A	KJ11B-E	DCX27#16*2	
	514M7-25TG/AN	E920A	D441	D095	H446	P254G-4	LP38	KG142-E	KJ13F	KF26-A	KJ11B-E	DCX27#16*2	
	514F1-24	E990	D438	D674	H442	P152D-4	LP26	KG142-E	KJ13F	KF26-A	KJ11B-E	DCX27#11*2	
	514M5-23BK/VT	E591B	D675	D969	H974	P975-4	LP26	KG142-E	KJ13F	KF26-A	KJ11B-E	DCX27#11*2	

SIRUBA GAGE PARTS LIST		Series				Remark						Page	Date
		700F										4 / 5	2013/08/10
													
機 型 MODEL		針 板 NEEDLE PLATE	送 具 FEED DOG		送 具 FEED DOG	押 具 PRESSER FOOT	勾 針 LOOPER	針留 NEEDLE CLAMP	束 子 COLLAR	衝 程 CRANK	衝 程 CRANK	針 號 NEEDLE	
747F	512M1-34	E832	D440	D095	H447	P253E-A	LP36	KG143-E	KJ13F	KF26-A	KJ11B-E	DCX27#14*2	
757F	401M1/TW	E110			H101	P767-A	LP26	KG153-E		KF26-A		DCX27#14*2	
	401M2-50TA	E005	D005	D006	H005	P005-A		TA155-E		KF26-A		DCX27#14*2	
	401M2-50TA/EC	E005C	D005	D006	H005	P005-A		TA155-E		KF26-A		DCX27#14*2	
	516H2-56	E868	D490	D502	H501	P502-A	LP38	KG155-E	KJ13F	KF26-A	KJ11B-E	DCX27#18*2	
	516H2-56CT	E868C	D490	D502	H501	P502-A	LP38	KG155-E	KJ13F	KF26-A	KJ11B-E	DCX27#18*2	
	516H4-35GA	E982	D008	D502	H957	P508-A	LP26	KG153-E	KJ10F	KF25-A	KJ09B-E	DCX27#14*2	
	516H4-35GA/EC	E982C	D008	D502	H957	P508-A	LP26	KG153-E	KJ10F	KF25-A	KJ09B-E	DCX27#14*2	
	516H4-35GA/P	E982	D008	D502	H957	P508P-A	LP26	KG153-E	KJ10F	KF25-A	KJ09B-E	DCX27#14*2	
	516H4-35GA/P/EC	E982C	D008	D502	H957	P508P-A	LP26	KG153-E	KJ10F	KF25-A	KJ09B-E	DCX27#14*2	
	516H4-55GA	E986	D956	D502	H957	P509-A	LP26	KG155-E	KJ10F	KF25-A	KJ09B-E	DCX27#14*2	
	516H4-55GA/EC	E986C	D956	D502	H957	P509-A	LP26	KG155-E	KJ10F	KF25-A	KJ09B-E	DCX27#14*2	
	516H4-55GA/P	E986	D956	D502	H957	P509P-A	LP26	KG155-E	KJ10F	KF25-A	KJ09B-E	DCX27#14*2	
	516H4-55GA/P/EC	E986C	D956	D502	H957	P509P-A	LP26	KG155-E	KJ10F	KF25-A	KJ09B-E	DCX27#14*2	
	516L1-24	E834	D487	D060	H492	P500-A	LP26	KG152-E	KJ10F	KF25-A	KJ09B-E	DCX27#14*2	
	516L1-24CT	E834C	D487	D060	H492	P500-A	LP26	KG152-E	KJ10F	KF25-A	KJ09B-E	DCX27#14*2	
	516L1-35	E839	D487	D060	H492	P504-A	LP26	KG153-E	KJ10F	KF25-A	KJ09B-E	DCX27#14*2	
	516L1-35CT	E839C	D487	D060	H492	P504-A	LP26	KG153-E	KJ10F	KF25-A	KJ09B-E	DCX27#14*2	
	516M2-35	E982	D489	D502	H497	P504-A	LP26	KG153-E	KJ10F	KF25-A	KJ11B-E	DCX27#14*2	
	516M2-35CT	E982C	D489	D502	H497	P504-A	LP26	KG153-E	KJ10F	KF25-A	KJ11B-E	DCX27#14*2	

SIRUBA GAGE PARTS LIST		Series				Remark						Page	Date
		700F										5 / 5	2013/08/10
													
機 型 MODEL		針 板 NEEDLE PLATE	送 具 FEED DOG		送 具 FEED DOG	押 具 PRESSER FOOT	勾 針 LOOPER	針留 NEEDLE CLAMP	束 子 COLLER	衝 程 CRANK	衝 程 CRANK	針 號 NEEDLE	
757F	516M2-35PS	E982S	D489	D502	H497	P504S-A	LP26	KG153-E	KJ10F	KF25-A	KJ11B-E	DCX27#14*2	
	516M2-35PS/EC	E982SC	D489	D502	H497	P504S-A	LP26	KG153-E	KJ10F	KF25-A	KJ11B-E	DCX27#14*2	
	516M2-55	E986	D489	D502	H500	P502-A	LP26	KG155-E	KJ10F	KF25-A	KJ11B-E	DCX27#14*2	
	516M2-55CT	E986C	D489	D502	H500	P502-A	LP26	KG155-E	KJ10F	KF25-A	KJ11B-E	DCX27#14*2	
	516M2-55PS	E986S	D489	D502	H497	P502S-A	LP26	KG155-E	KJ10F	KF25-A	KJ11B-E	DCX27#14*2	
	516M2-55PS/EC	E986SC	D489	D502	H497	P502S-A	LP26	KG155-E	KJ10F	KF25-A	KJ11B-E	DCX27#14*2	
	516X2-56	E870	D490	D502	H501	P960-A	LP38	KG155-E	KJ13F	KF26-A	KJ11B-E	DCX27#18*2	
	516X2-56CT	E870C	D490	D502	H501	P960-A	LP38	KG155-E	KJ13F	KF26-A	KJ11B-E	DCX27#18*2	
	516X3-56	E870	D490	D502	H501	P960-A	LP38	KG155A-E	KJ13F	KF26-A	KJ11B-E	TVX64#21*2	
	516X3-56CT	E870C	D490	D502	H501	P960-A	LP38	KG155A-E	KJ13F	KF26-A	KJ11B-E	TVX64#21*2	
	516M2-55/EC	E986C	D489	D502	H500	P502-A	LP26	KG155-E	KJ13F	KF25-A	KJ11B-E	DCX27#14*2	
	401M1/TW/CT	E110C			H101	P767-A	LP26	KG153-E	KJ13F	KF25-A	KJ09B-E	DCX27#14*2	
767F	516M2-324	E989	D971	D502	H497	P233-A	LP26	KG333-E	KJ13F	KF26-A	KJ11B-E	DCX27#11*3	
	516M2-324/CT	E989C	D971	D502	H497	P233-A	LP26	KG333-E	KJ13F	KF26-A	KJ11B-E	DCX27#11*3	
	516M2-524	E988	D972	D502	H500	P255-A	LP26	KG355-E	KJ13F	KF26-A	KJ11B-E	DCX27#11*3	
	516M2-524CT	E988C	D972	D502	H500	P255-A	LP26	KG355-E	KJ13F	KF26-A	KJ11B-E	DCX27#11*3	



SIRUBA			Series	Parts Group	Subclass / Remark	Page
PARTS LIST			700F	KD		1/1
						Date
						2013/08/10

MODEL	#3/#4	#5/#6
PARTS NO	SK294	KD33
	KD27D	KD26D
	KD27D-A	KD26D-A

SK300

SK347

KD04F

SW02

KD24

KD04F-E

KD09

KD10D

KD12H

SK414

SK269*3

KD17-E

SK270

KD17

BR1171

KD13

KD14

OR170

BR1172

KD20

SK396

SK235

KD01-E

SK213*2

KD30

KD01

SK396

KD21

KD28H

BR1105

SK241*3

SK294

KD27D

KD27D-A

KD33

KD26D

KD26D-A

1

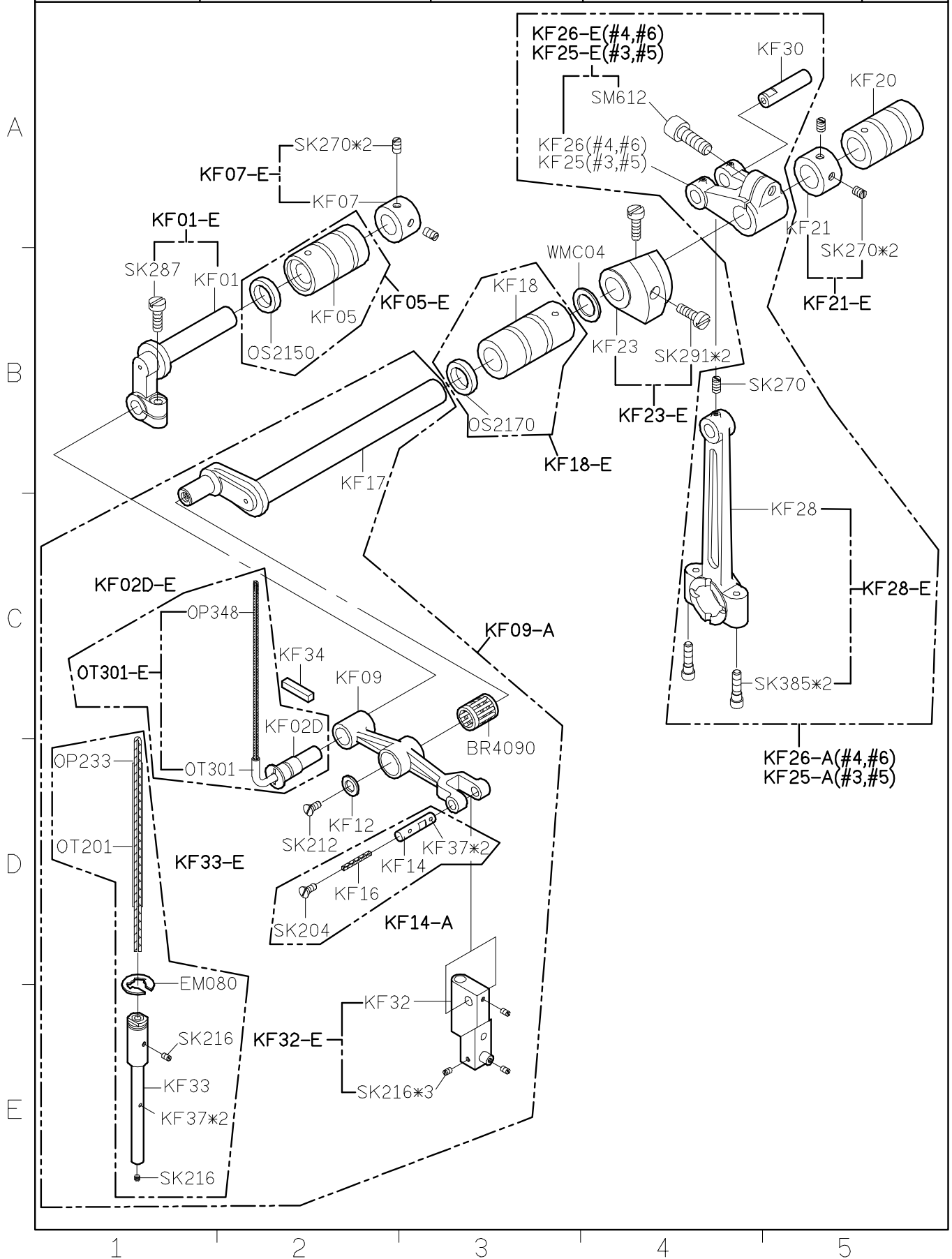
2

3

4

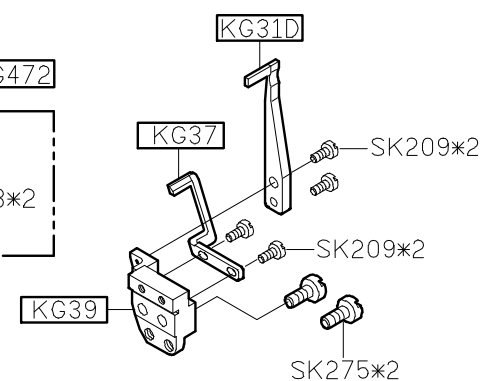
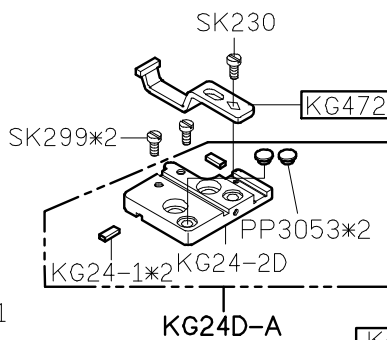
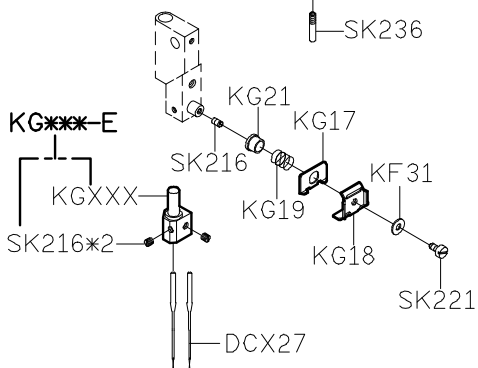
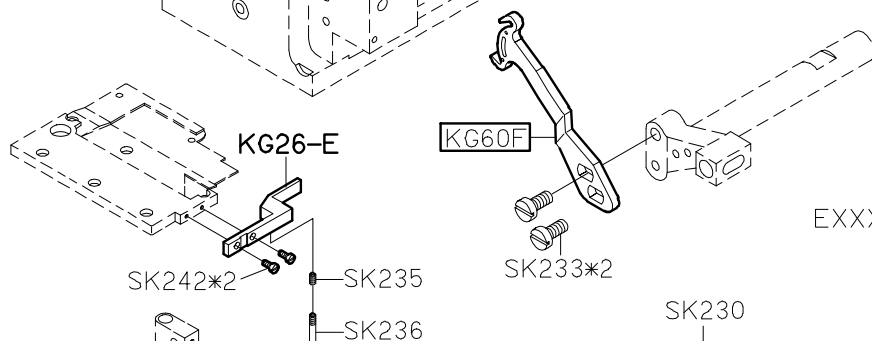
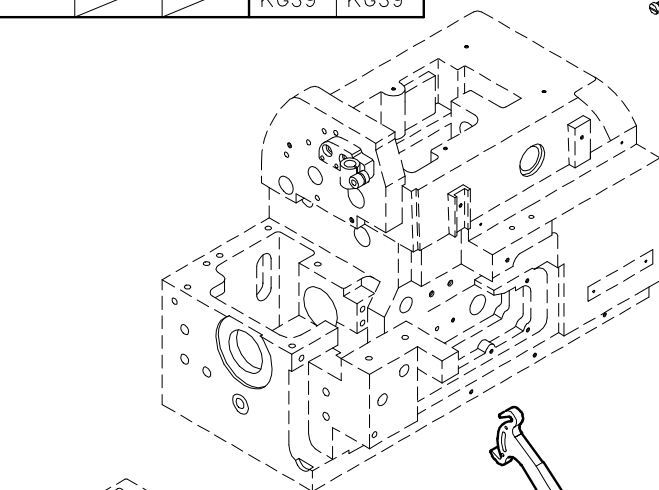
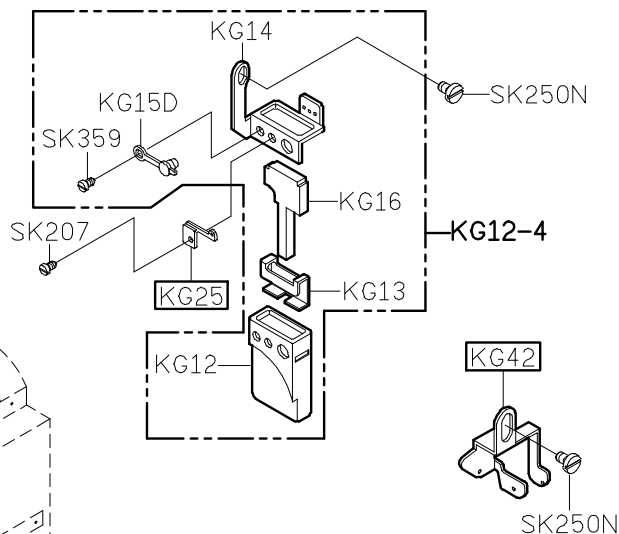
5

SIRUBA PARTS LIST	Series	Parts Group	Subclass / Remark	Page
	700F	KF		1/1
				Date
				2013/08/10

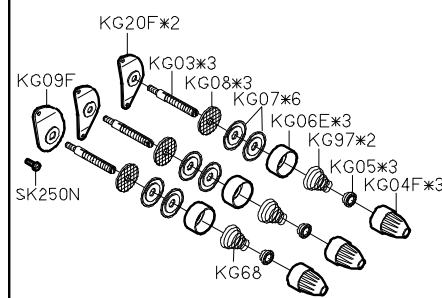


SIRUBA PARTS LIST	Series				Parts Group	Subclass / Remark	Page
	700F				KG		1/1
							Date
							2013/08/10

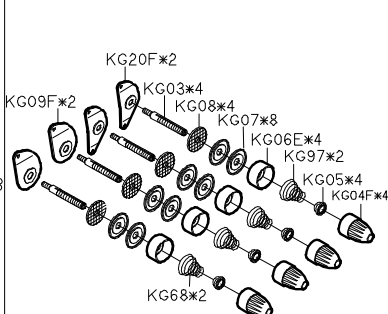
MODEL	#3	#4	#5	#6
PARTS NO	KG60F	KG60F	KG11F	KG11F
			KG25	KG25
	KG42	KG54	KG42	KG54
	KG471	KG472	KG35	KG35
			KG31D	KG32D
			KG37	KG37
			KG39	KG39



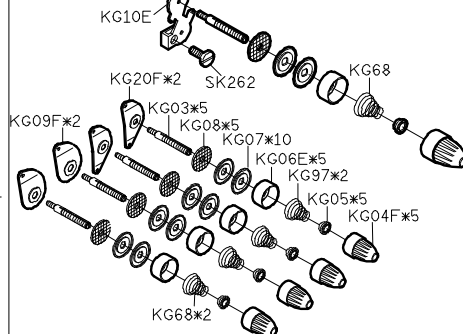
FOR(#3)



FOR(#4/#5)



FOR(#6)



1

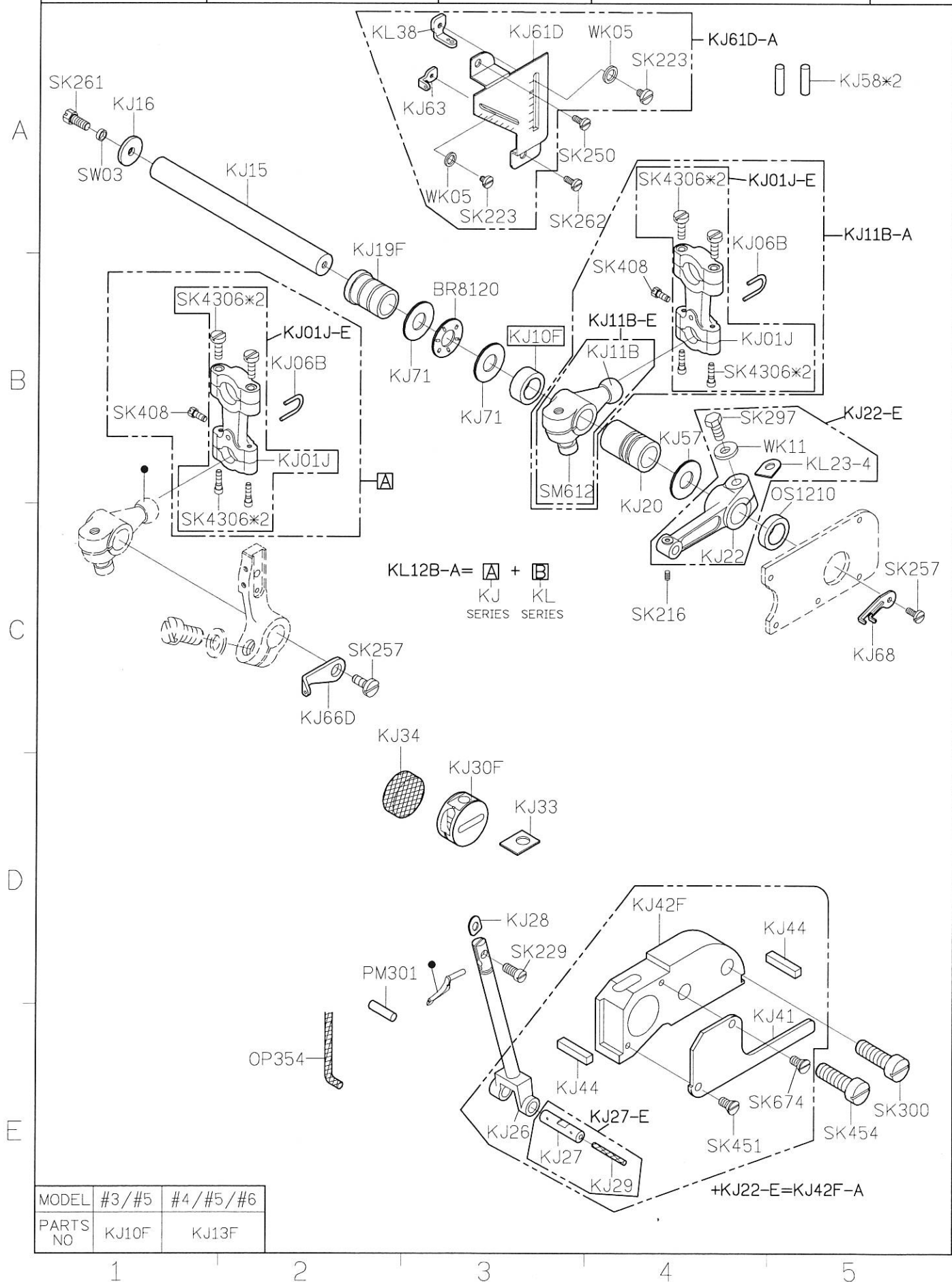
2

3

4

5

SiRUBA PARTS LIST	Series	Parts Group	Subclass / Remark	Page
	700F	KJ		1/1
				Date
				2016/05/06



SIRUBA PARTS LIST	Series		Parts Group	Subclass / Remark	Page
	700F		KL		1/1
					Date
					2013/08/10

MODEL	#3/#4	#5/#6
PARTS NO	KL57	KL16
	KL15	KL11
	KL12B	KL09B
	KL12B-E	KL09B-E
	KL12B-A	KL09B-A

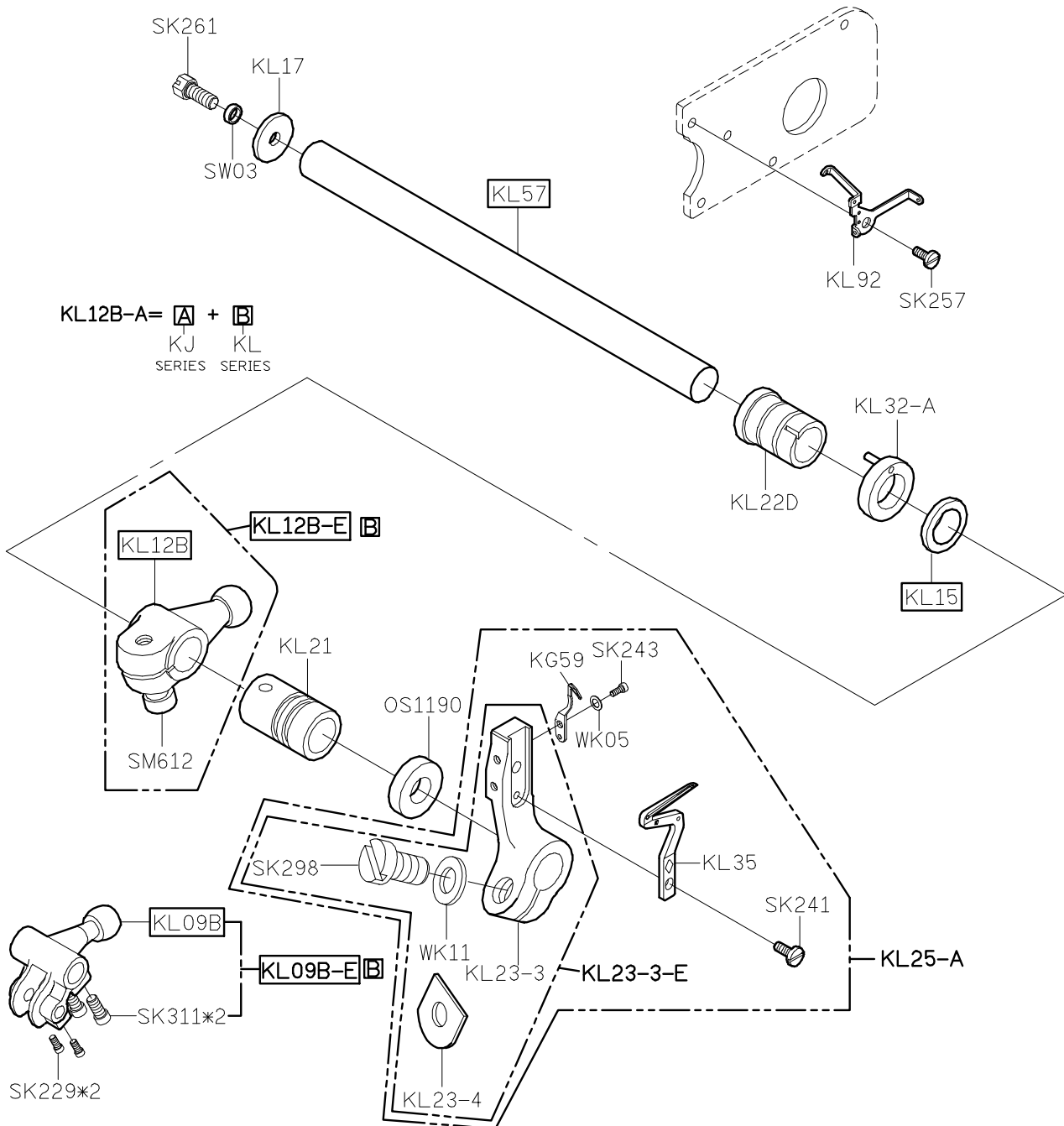
A

B

C

D

E



1

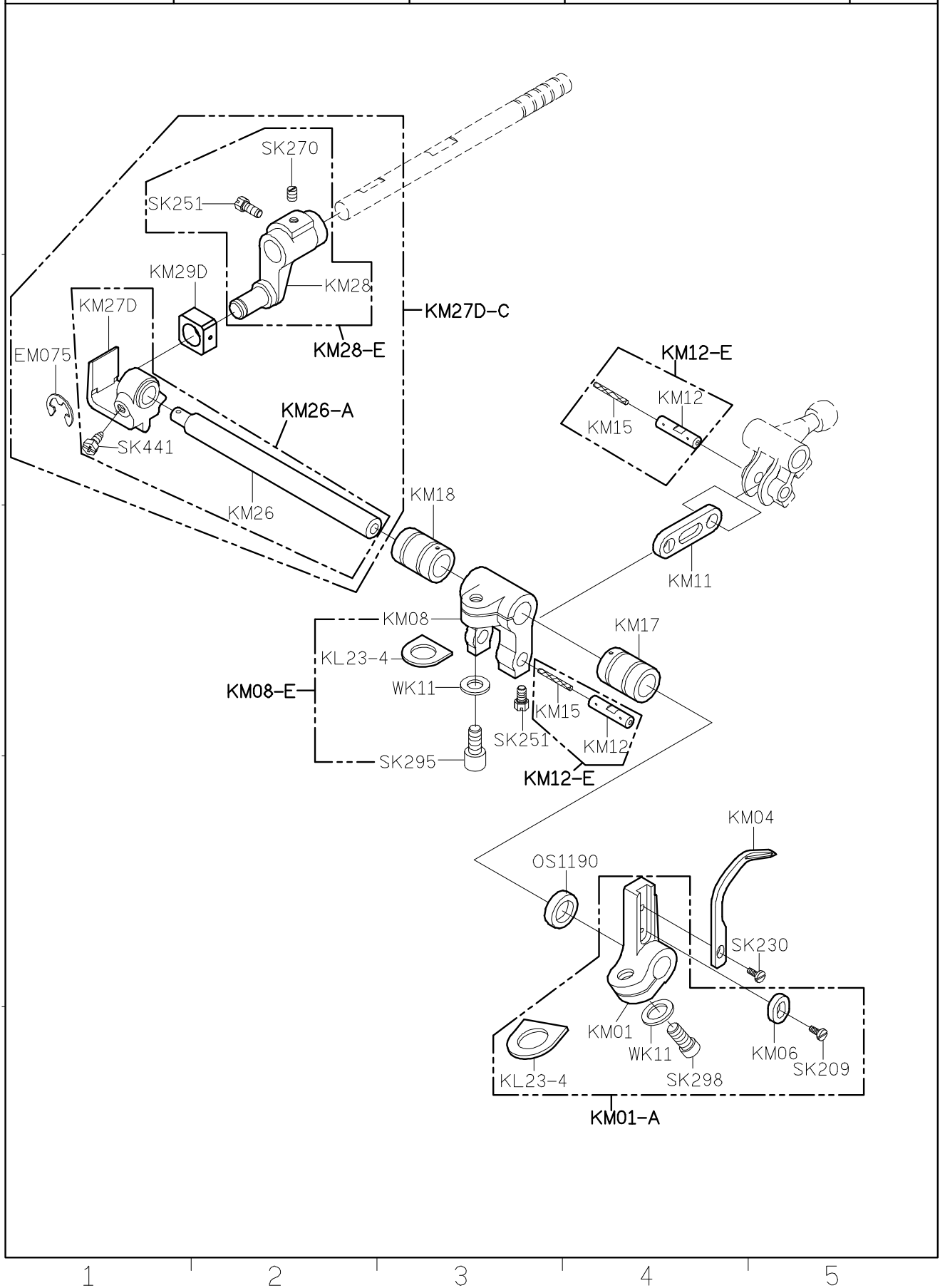
2

3

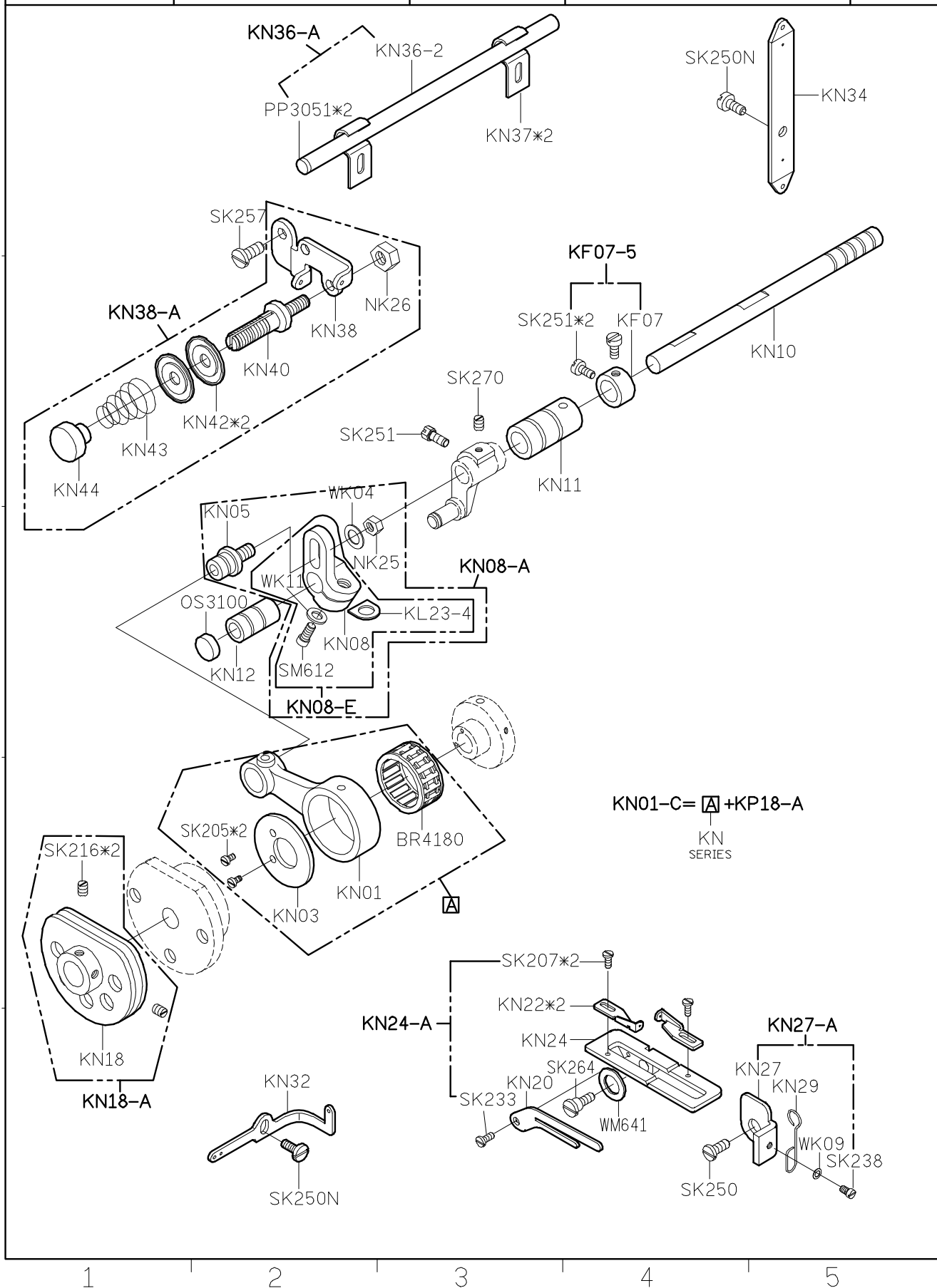
4

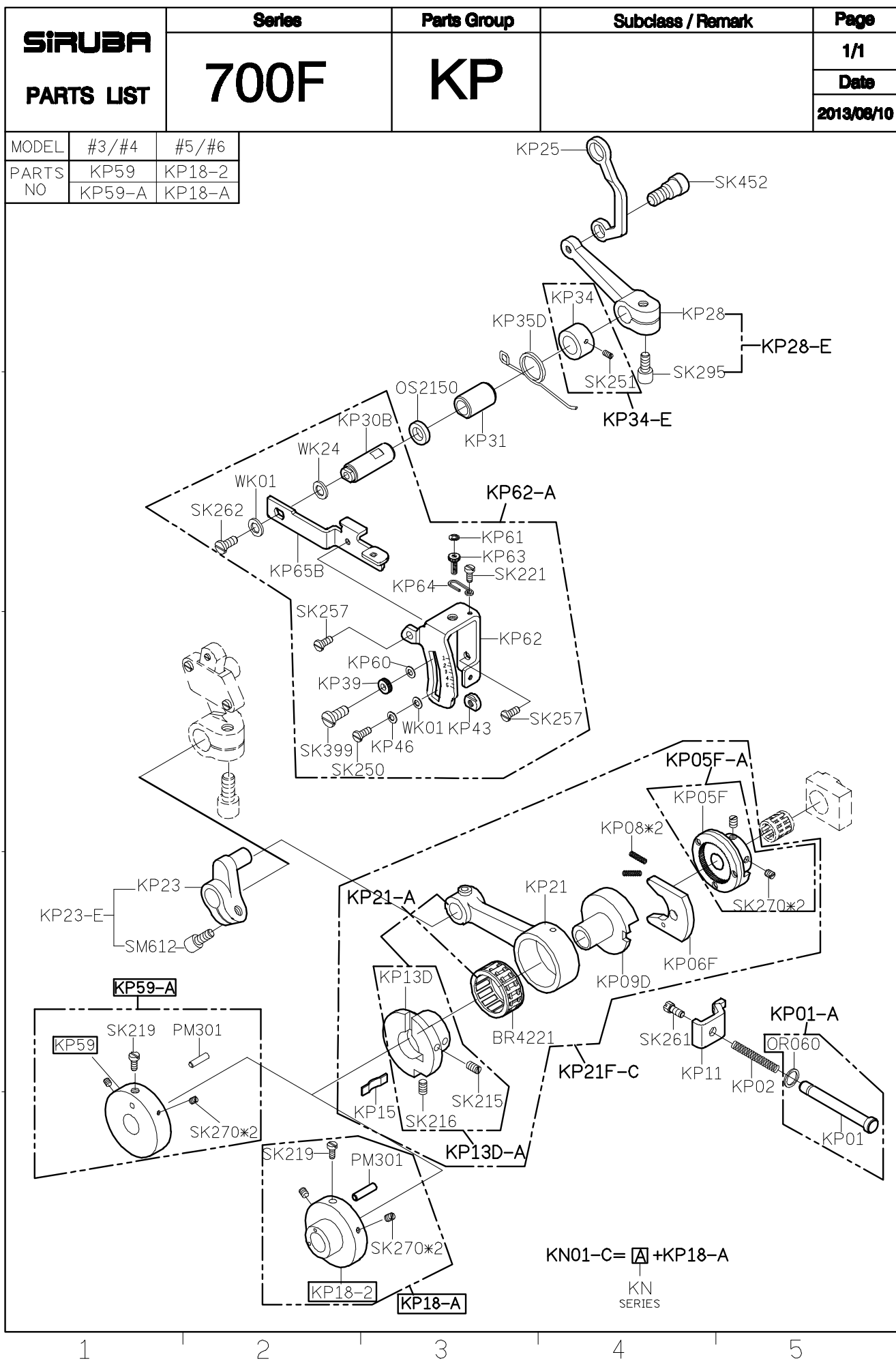
5

SIRUBA PARTS LIST	Series	Parts Group	Subclass / Remark	Page
	700F	KM		1/1
				Date
				2013/08/10



SIRUBA PARTS LIST	Series	Parts Group	Subclass / Remark	Page
	700F	KN		1/1
				Date
				2013/08/10



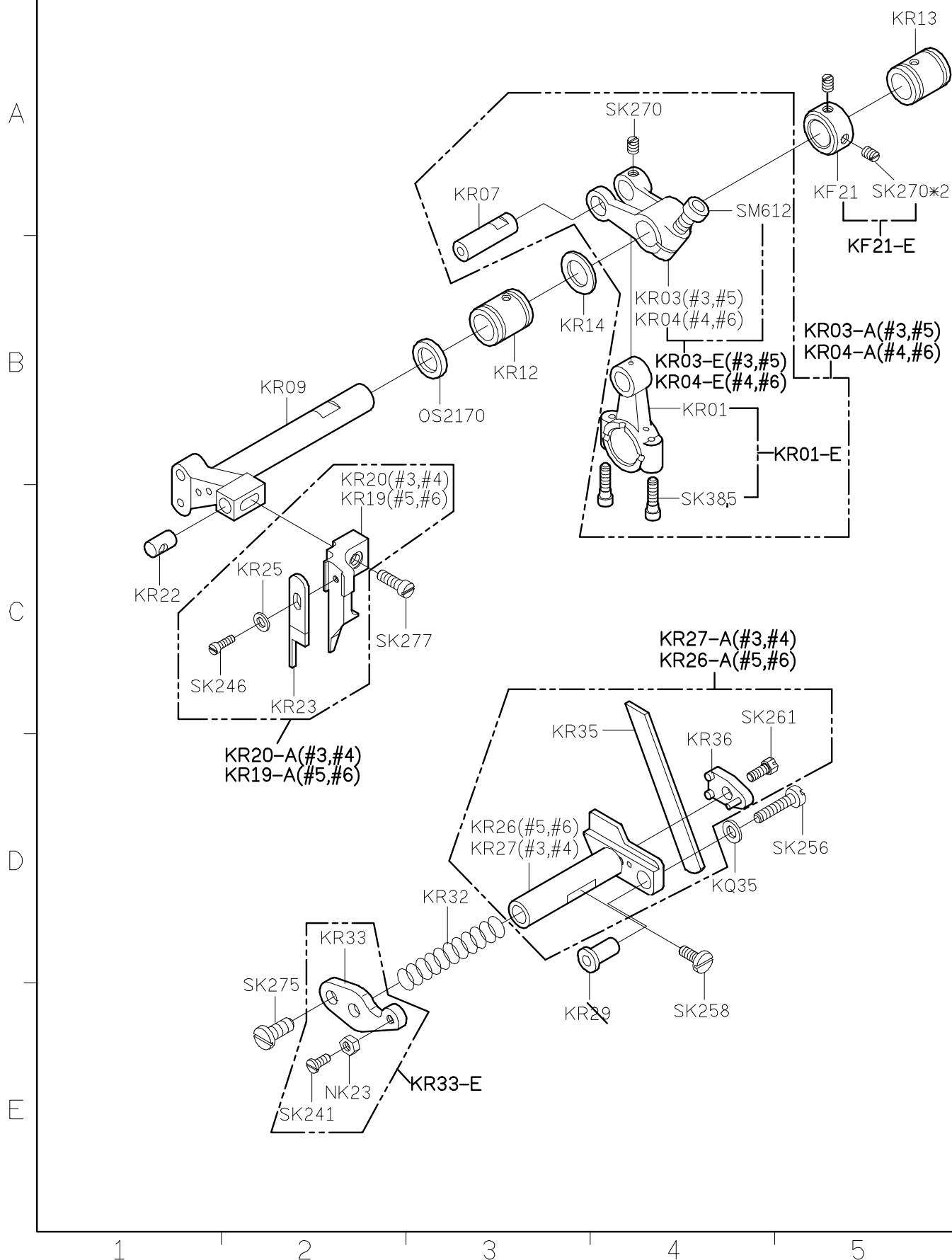


SIKUBA PARTS LIST	Series	Parts Group	Subclass / Remark	Page
	700F	KQ		1/1
				Date 2013/08/10

This diagram is an exploded view of a mechanical assembly, likely a hydraulic cylinder or valve. The main components are arranged in a hierarchical manner, with sub-assemblies indicated by dashed boxes. The parts are labeled with alphanumeric codes, and some are accompanied by quantities or specifications. The assembly is shown in a perspective view, with the main body (KQ10) and the piston rod (KQ21) being the central elements. The diagram is divided into five vertical sections, numbered 1 through 5 at the bottom. The parts are labeled as follows:

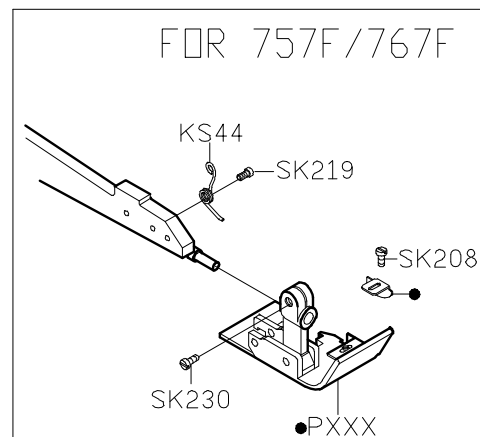
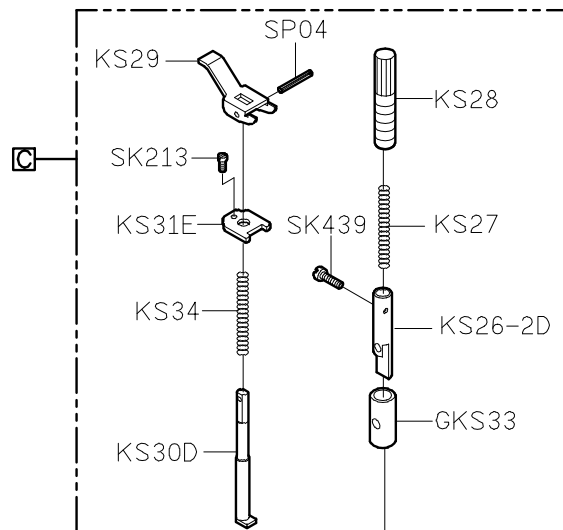
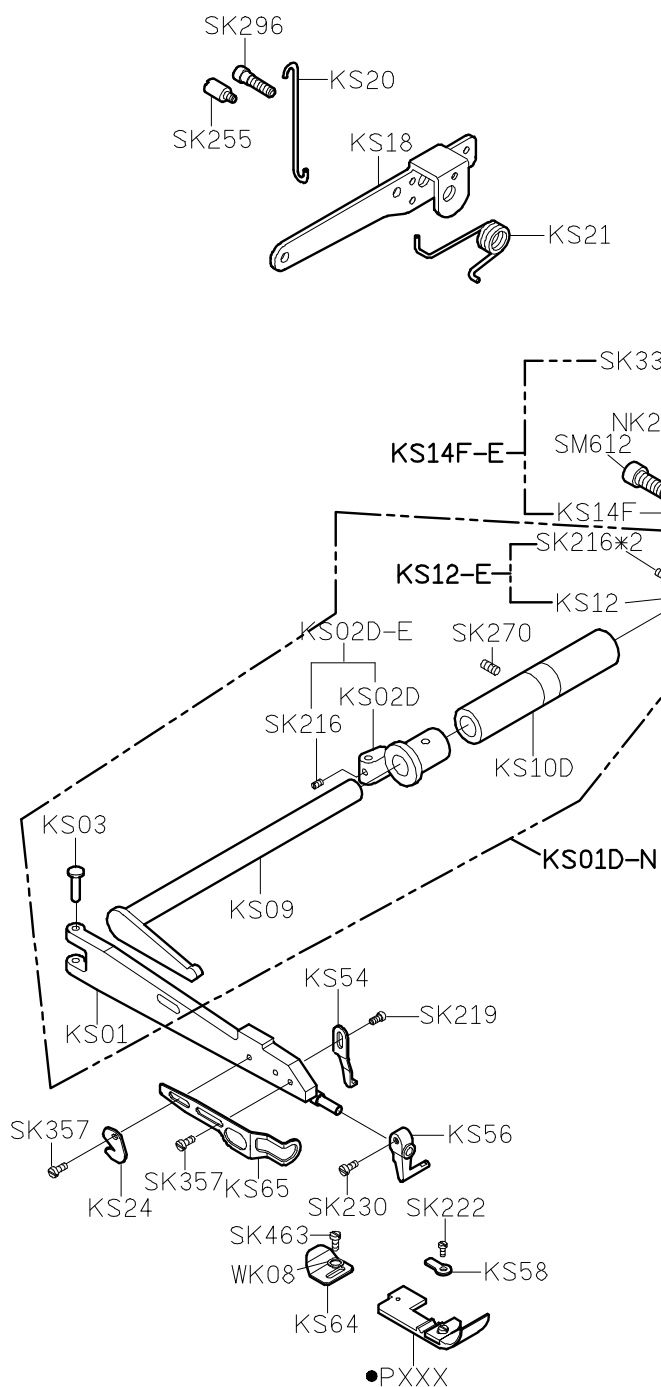
- Section 1:** KQ14, KQ17, SK212, KQ41, KQ40, KQ42, SK254, BR4120, KQ11, KQ07-C.
- Section 2:** KQ37-C, SK221, KQ37-2, KQ37-1, SK674*2, KQ24, KJ16, SK262, KQ30, KQ28-E, SM612, KQ37-3, KQ37-3-E.
- Section 3:** KQ28-H, KQ28-E, NK25, SM612, KQ31, KQ33, SK253, KQ34, KQ35, KQ10, KQ46D, KQ48, SK576, HXXX.
- Section 4:** KQ21, KQ25, KF21-E, KF21, SK270*2, PP2072, SK251, SK272, KQ19-E, KQ19, KQ07, KQ15, KQ05, SK245, SK209, DXXX, SK576.
- Section 5:** KQ47, SK277, SK259, SK221*4, KQ50, KQ49*2.

SIRUBA PARTS LIST	Series	Parts Group	Subclass / Remark	Page
	700F	KR		1/1
				Date
				2013/08/10



SIRUBA PARTS LIST	Series	Parts Group	Subclass / Remark	Page
	700F	KS		1/1
				Date
				2013/08/10

KA04F-A=  +  + 
 KA KC KS
 SERIES SERIES SERIES



1

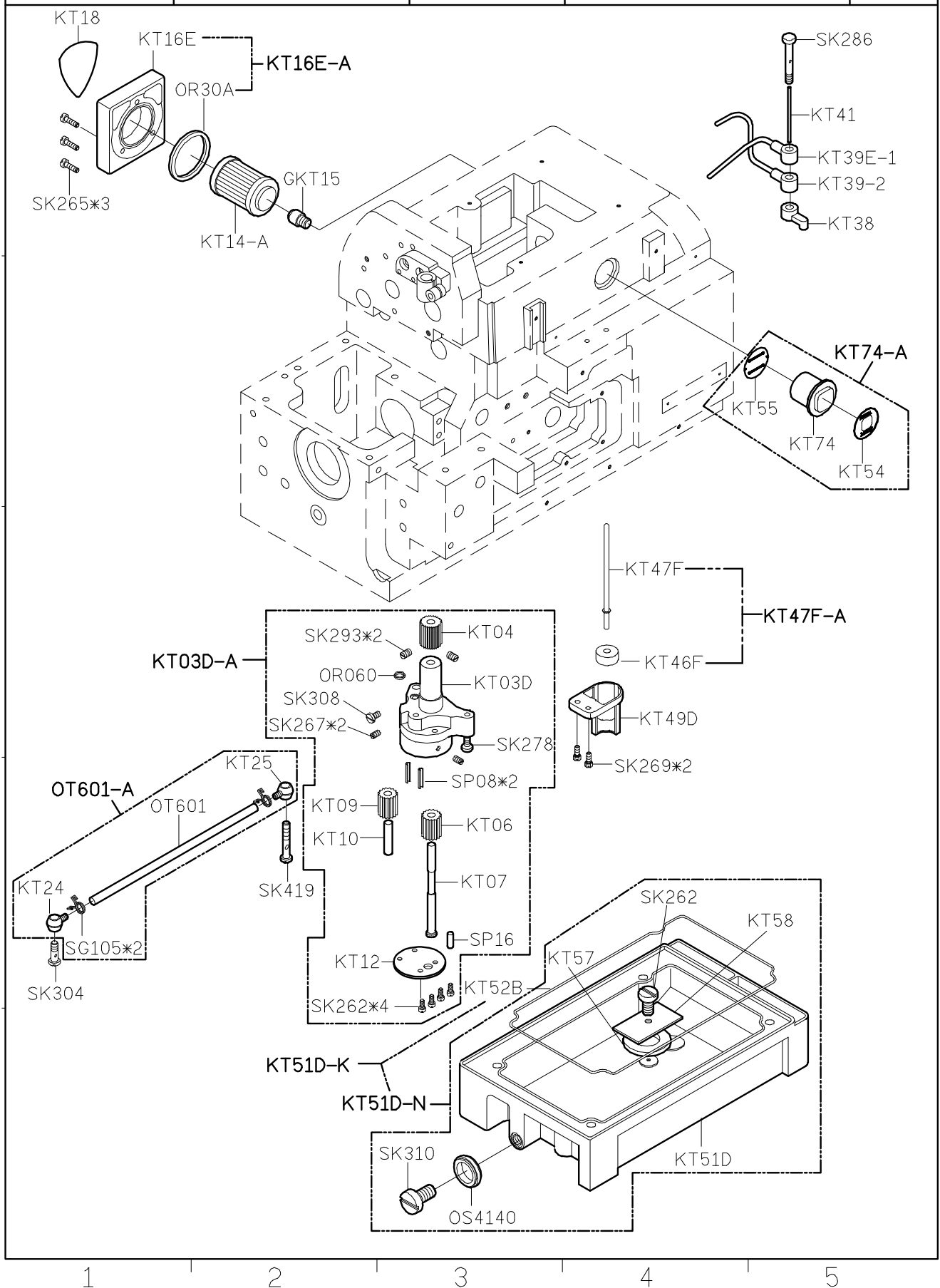
2

3

4

5

SIRUBA PARTS LIST	Series	Parts Group	Subclass / Remark	Page
	700F	KT		1/1
				Date
				2013/08/10



SIRUBA PARTS LIST	Series	Parts Group	Subclass / Remark	Page
	700F	KU		1/2
				Date
				2015/11/18

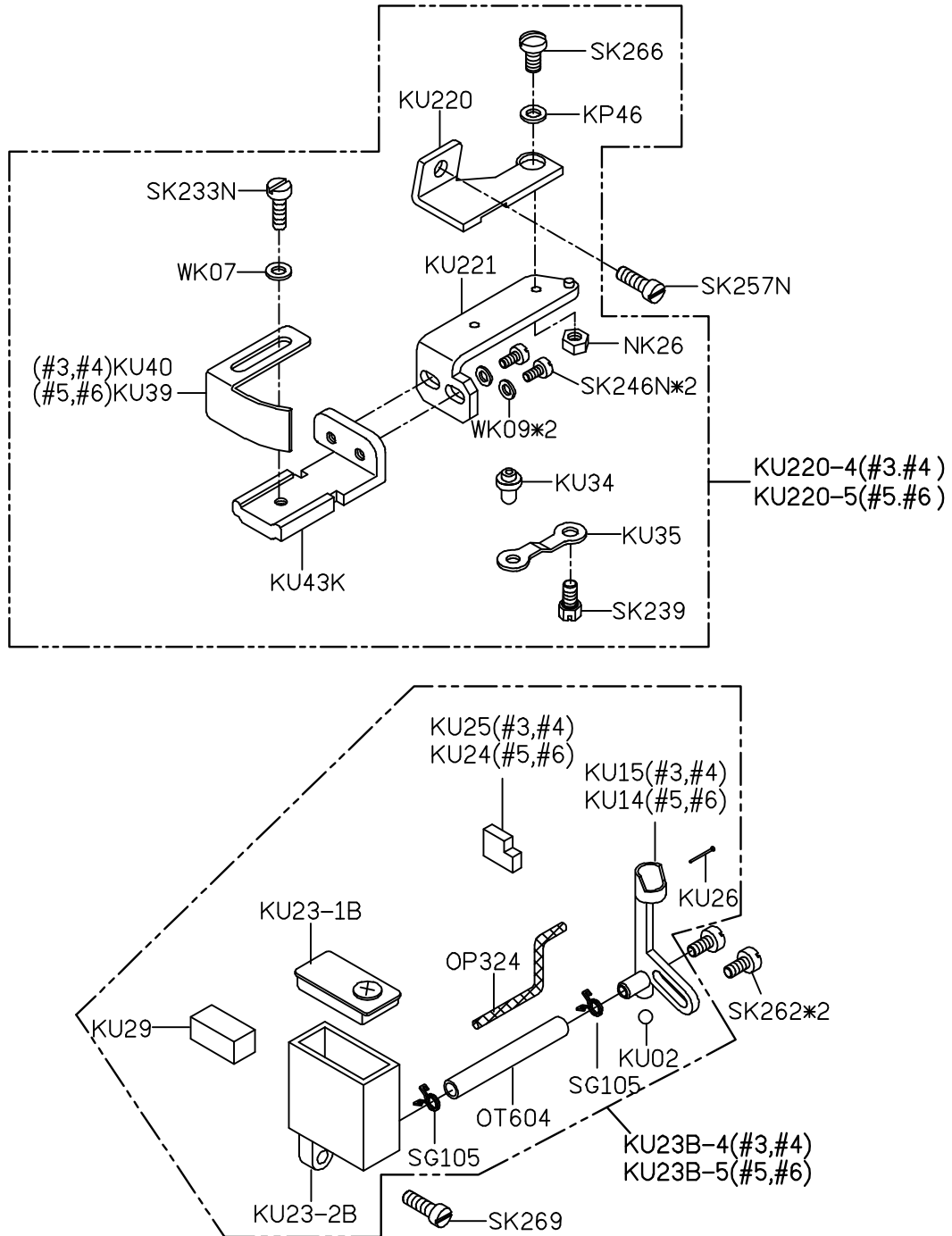
A

B

C

D

E



1

2

3

SIRUBA PARTS LIST	Series	Parts Group	Subclass / Remark	Page
	700F	KU		2/2
				Date
				2013/08/10

FOR 505F1 USE OTHERS OPTION

KU60-A=KU60-E+KU49-E

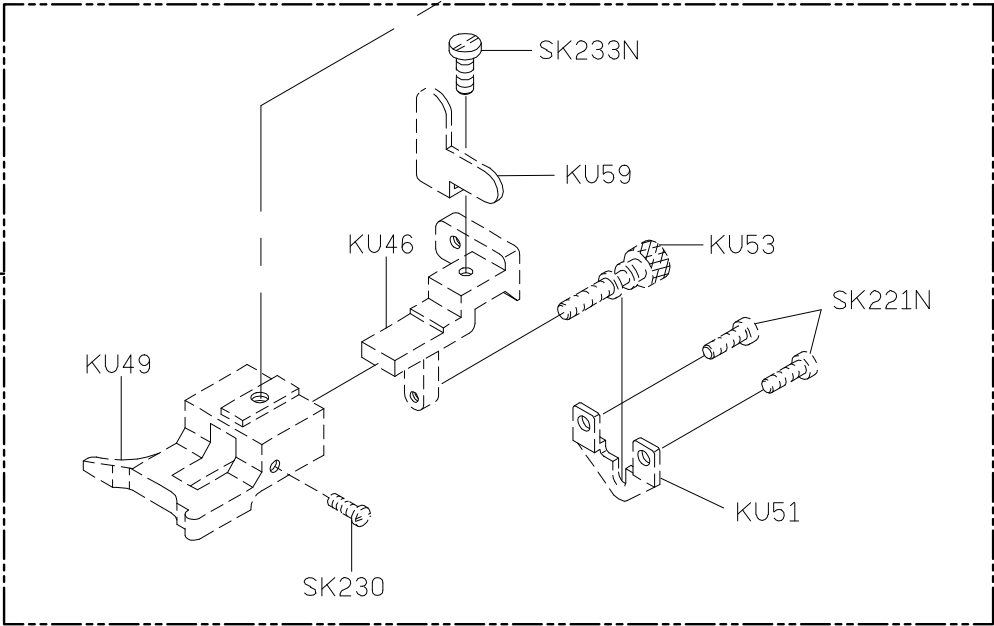
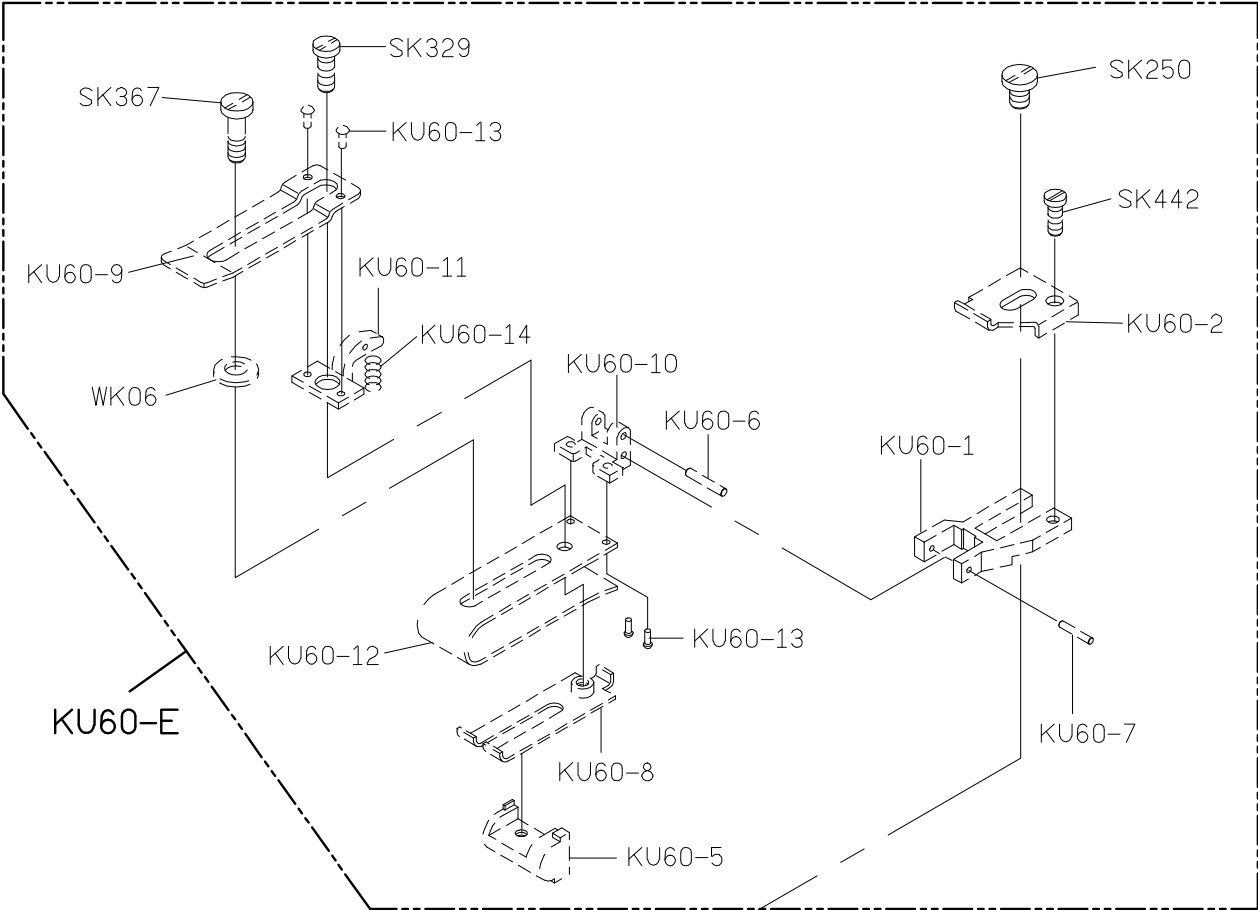
A

B

C

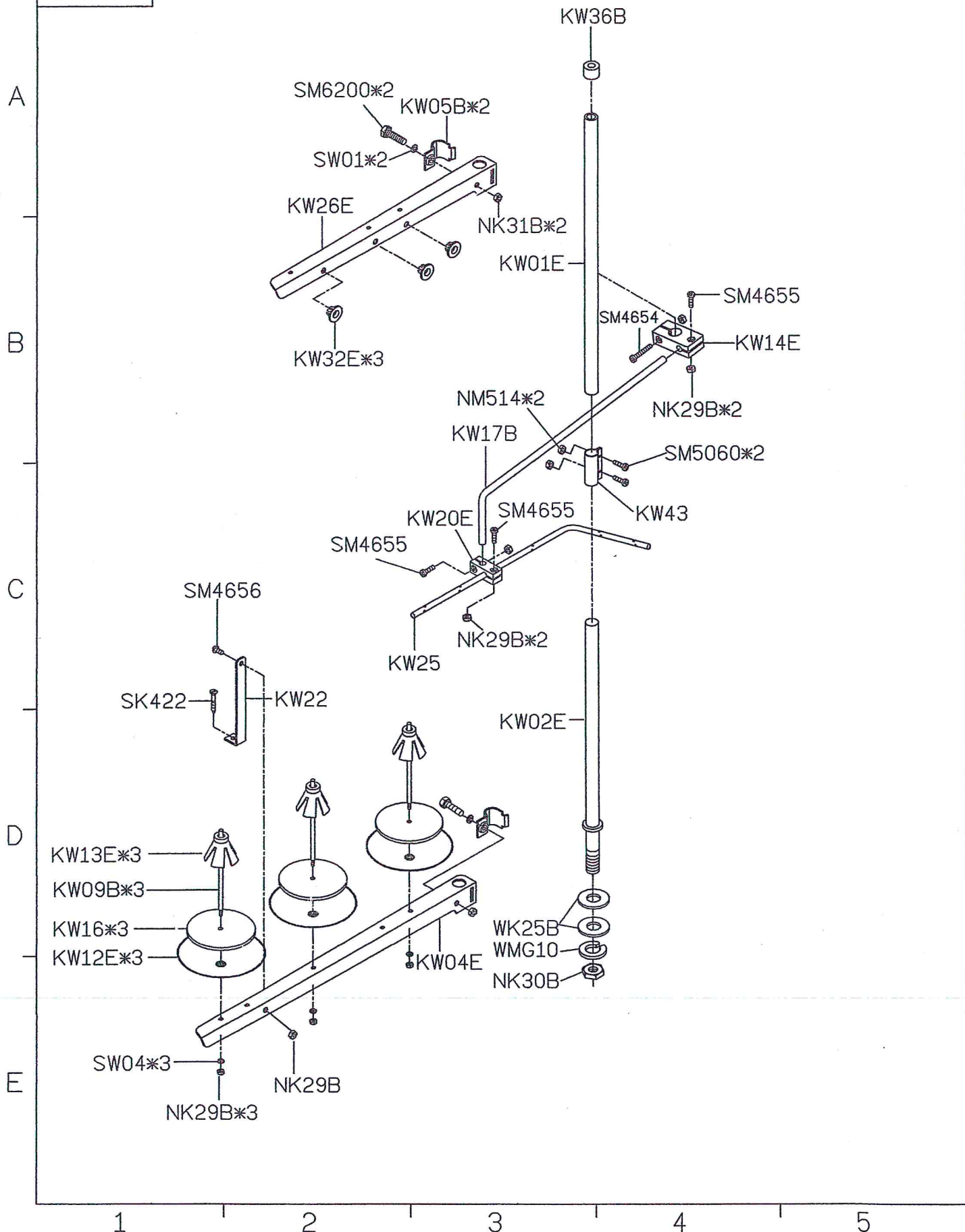
D

E



SIRUBA PARTS LIST	Series	Parts Group	Subclass / Remark	Page
	拷克	KW		1/4
	Overlock			Date
	含MO6800系列			2022/07/11

KW40E-3



SiRUBA PARTS LIST	Series	Parts Group	Subclass / Remark	Page
	拷克	KW		2/4
	Overlock			Date
	含MO6800系列			2022/07/11

KW40E-4

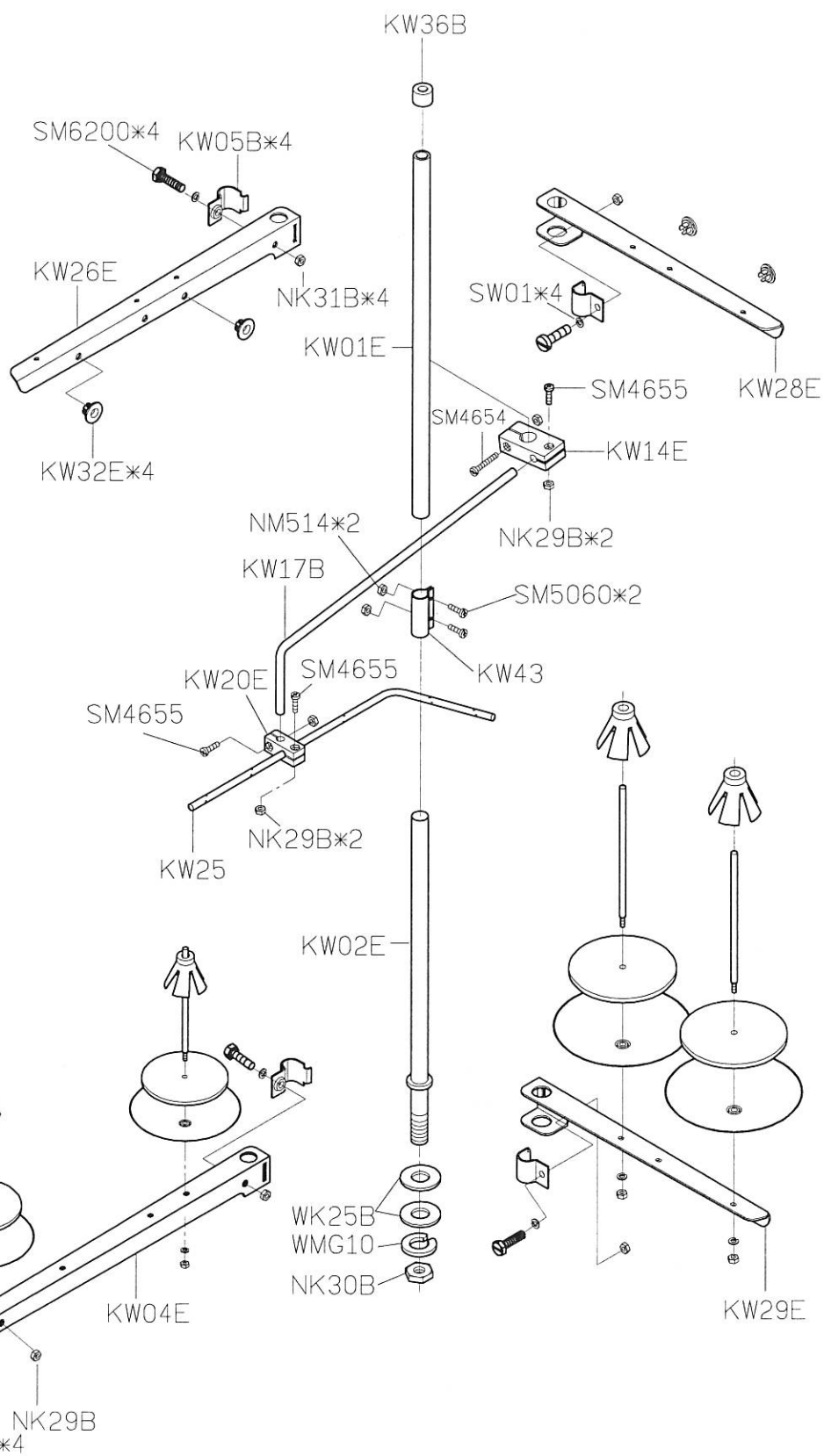
A

B

C

D

E



1

2

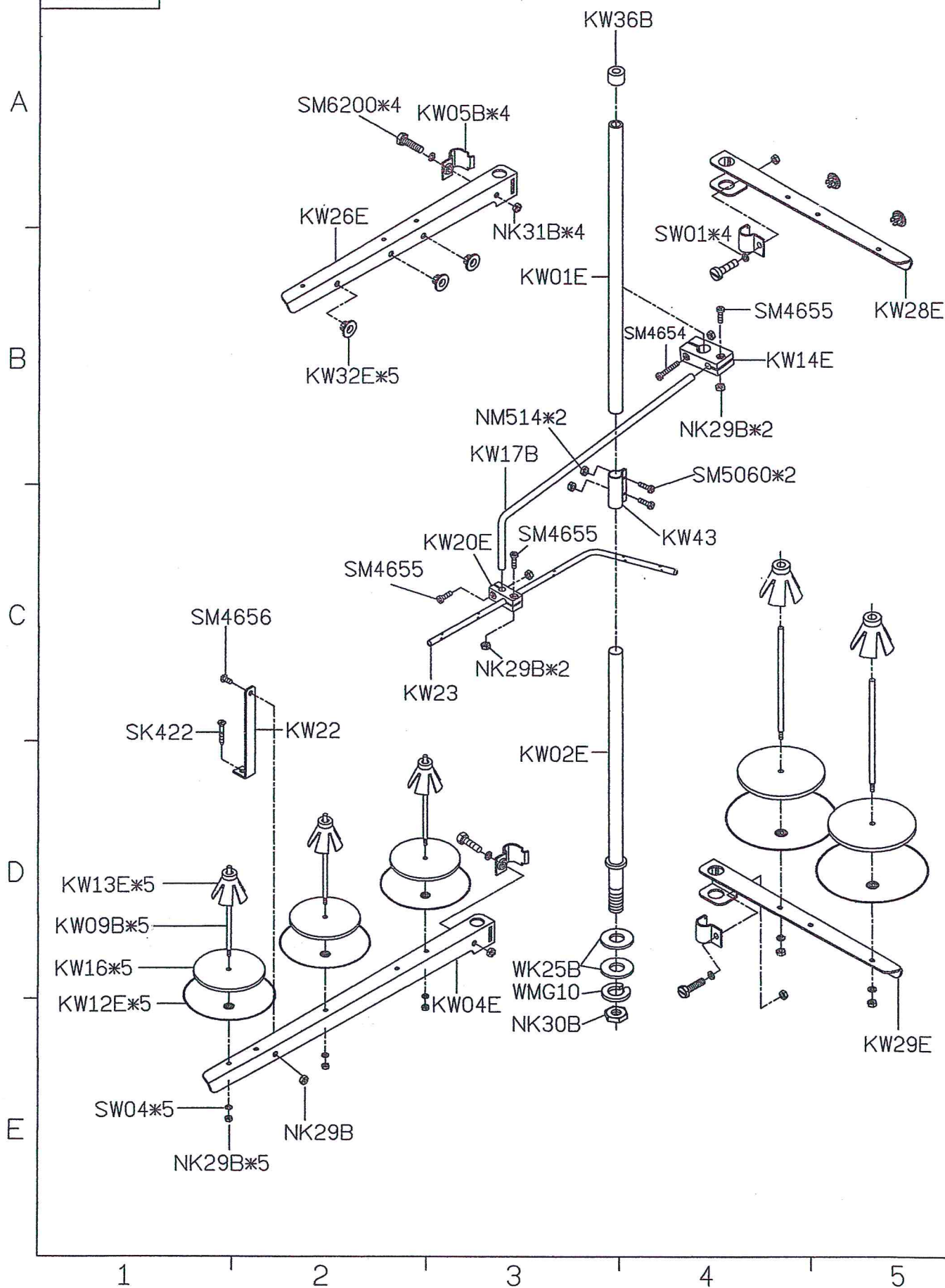
3

4

5

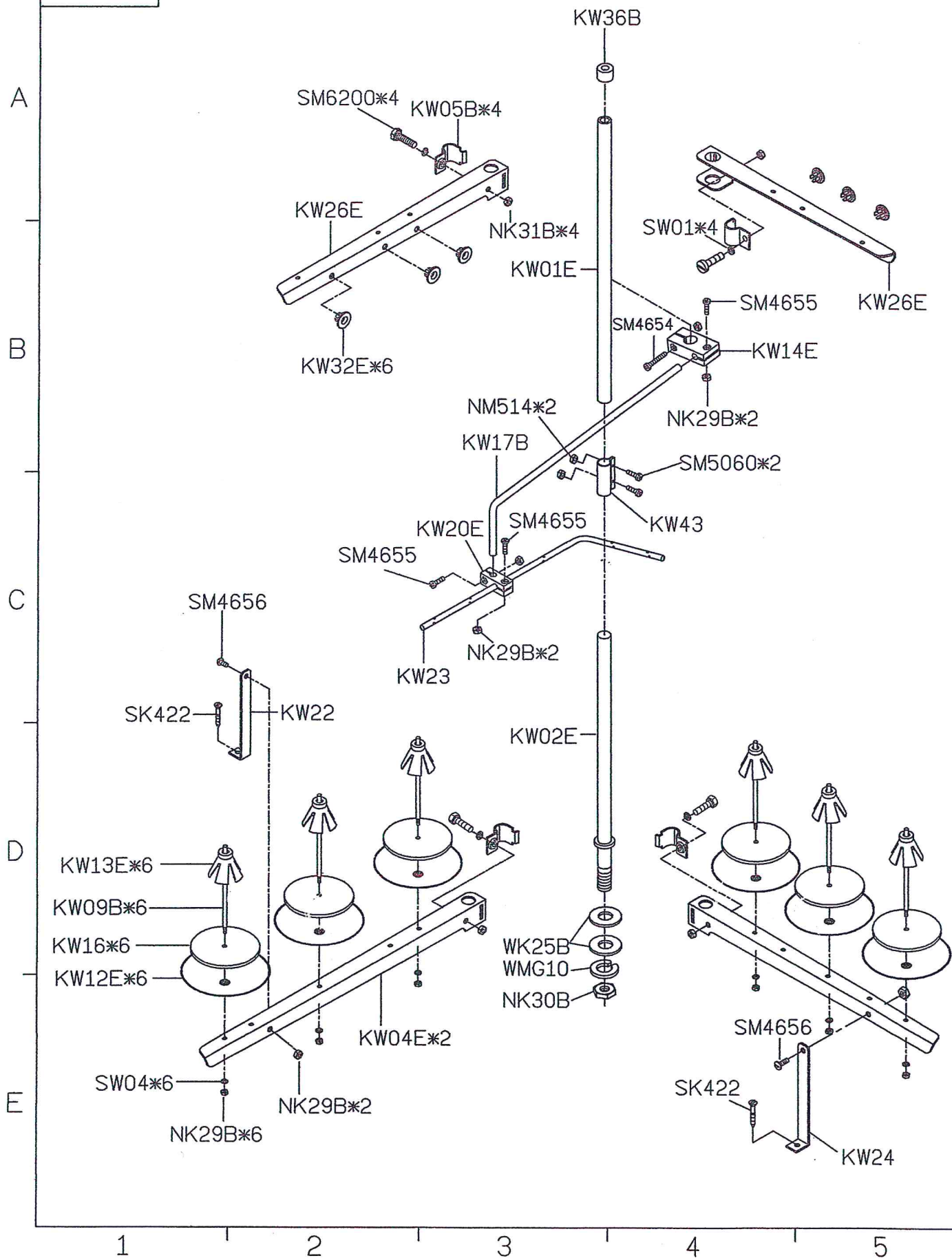
SIRUBA PARTS LIST	Series	Parts Group	Subclass / Remark	Page
	拷克	KW		3/4
	Overlock			Date
	含MO6800系列			2022/07/11

KW40E-5

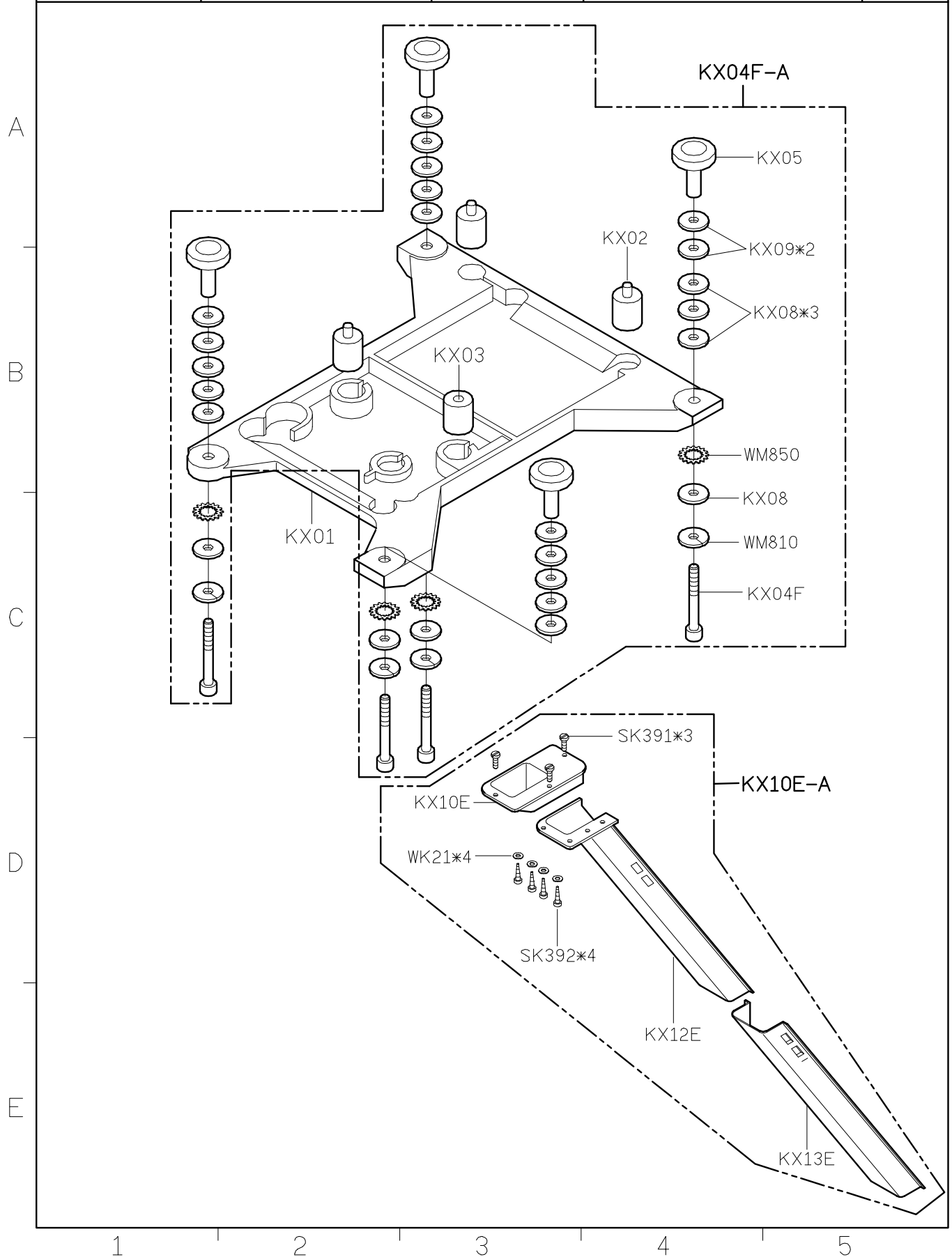


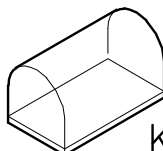
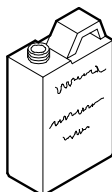




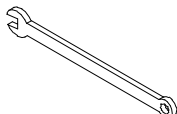



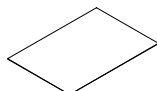
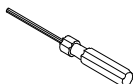

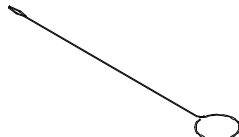
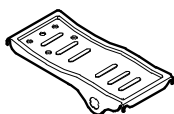
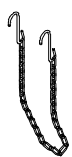

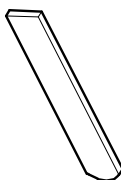





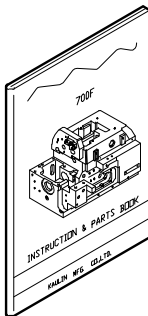
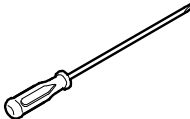

SIRUBA PARTS LIST	Series	Parts Group	Subclass / Remark	Page
	拷克	KW		4/4
	Overlock			Date
	含MO6800系列			2022/07/11

KW40E-6

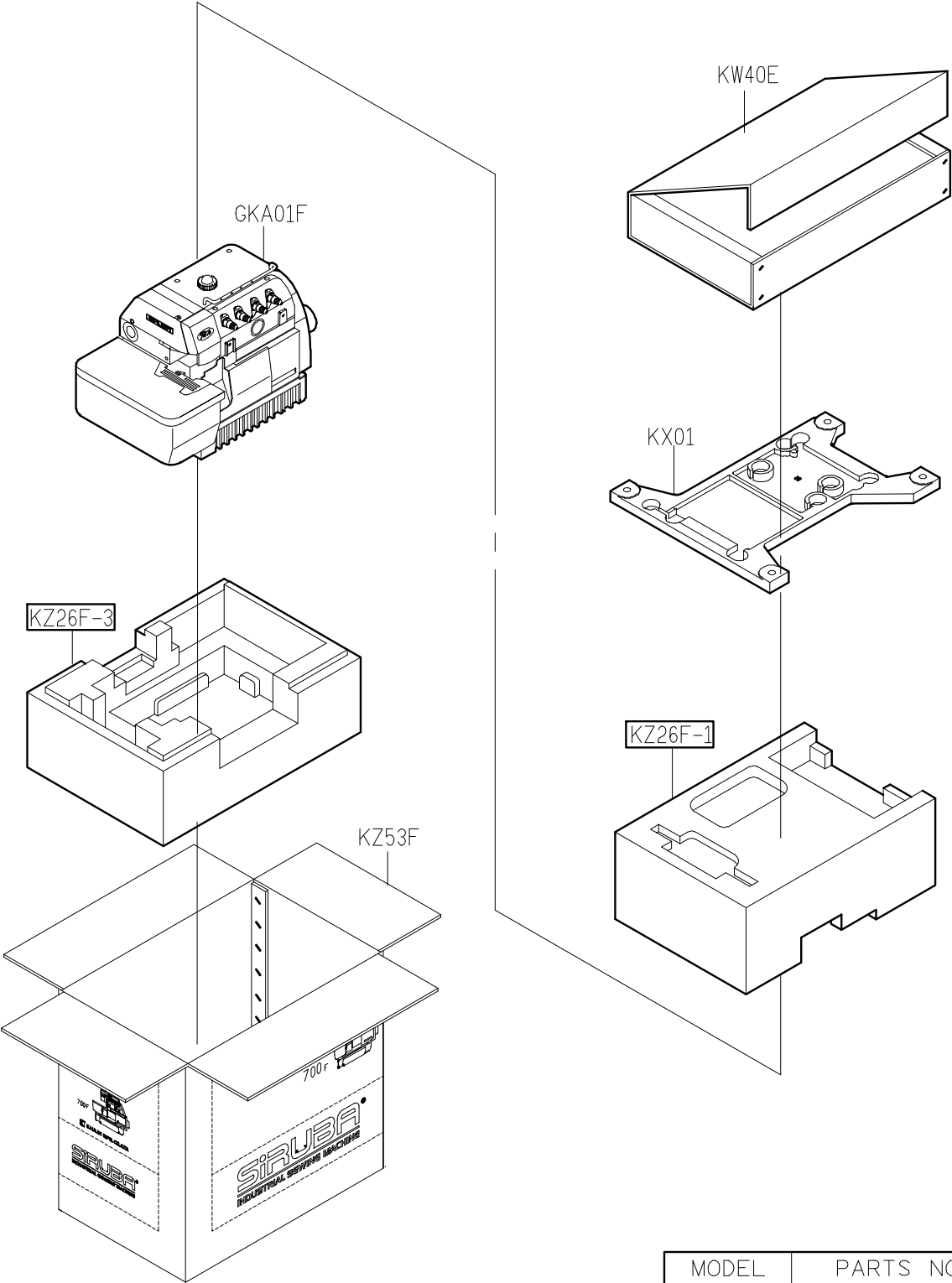


SIRUBA PARTS LIST	Series	Parts Group	Subclass / Remark	Page
	700F	KX		1/1
				Date
				2013/08/10



SIRUBA PARTS LIST	Series	Parts Group	Subclass / Remark	Page
	700F	KY		1/1
				Date
				2013/09/10
KY01 防塵罩	KY02-A 油罐	KY03 油壺	KY04 漏斗	KY05 油壺
				
KY23-A			KY10-A	
KY23 內六角扳手	KY09 開口扳手	KY10 六角扳手	KY11 六角扳手	KY12 六角扳手
				
KY30 針板紙	KY14 內六角螺絲起子	KY18 鑷子	KY19 穿線器	KY20D-A 腳踏板
				
KY21-A/MY21 鉤子 / 鍊條	KY201 工具袋	KR35 下刀片	KT14-A 濾油器	KZ03 乾燥劑
				
SK216 螺絲	MY11 六角扳手	針*4	KZ08F 零件圖	KZ08F-2 使用說明書
				
LY33-A				
LY33 一字起子	LY34 一字起子			
				

SIRUBA PARTS LIST	Series	Parts Group	Subclass / Remark	Page
	700F	KZ		1/1
				Date
				2013/08/10



MODEL	PARTS NO	
700F	KZ26F-1	KZ26F-3
700F-LFC	KZ51F	KZ36E

SIRUBA
TABLE
CUT - OUT

Series
700F/UX/DFT
DRT/600K/KD

Item Code
747-T

Subclass Remark

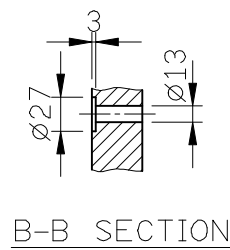
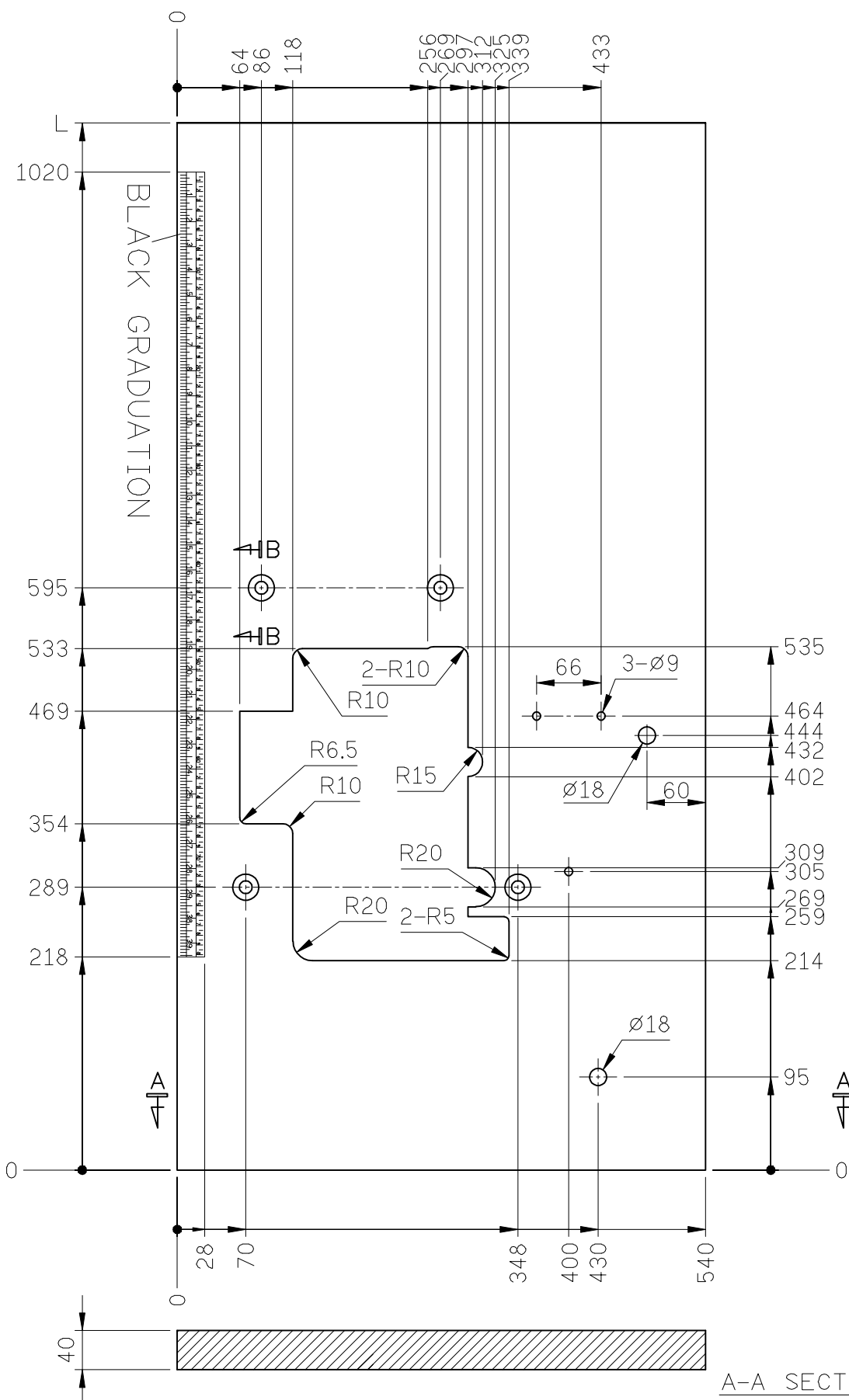
Mounting

Non-submerged

Date

2015/03/24

單位/UNIT:mm
所有尺寸公差/TOLERANCE:±2
長度(L):1070/
重量(W):10.5kg±5%
長度(L):1200/
重量(W):11.5kg±5%



SIRUBA

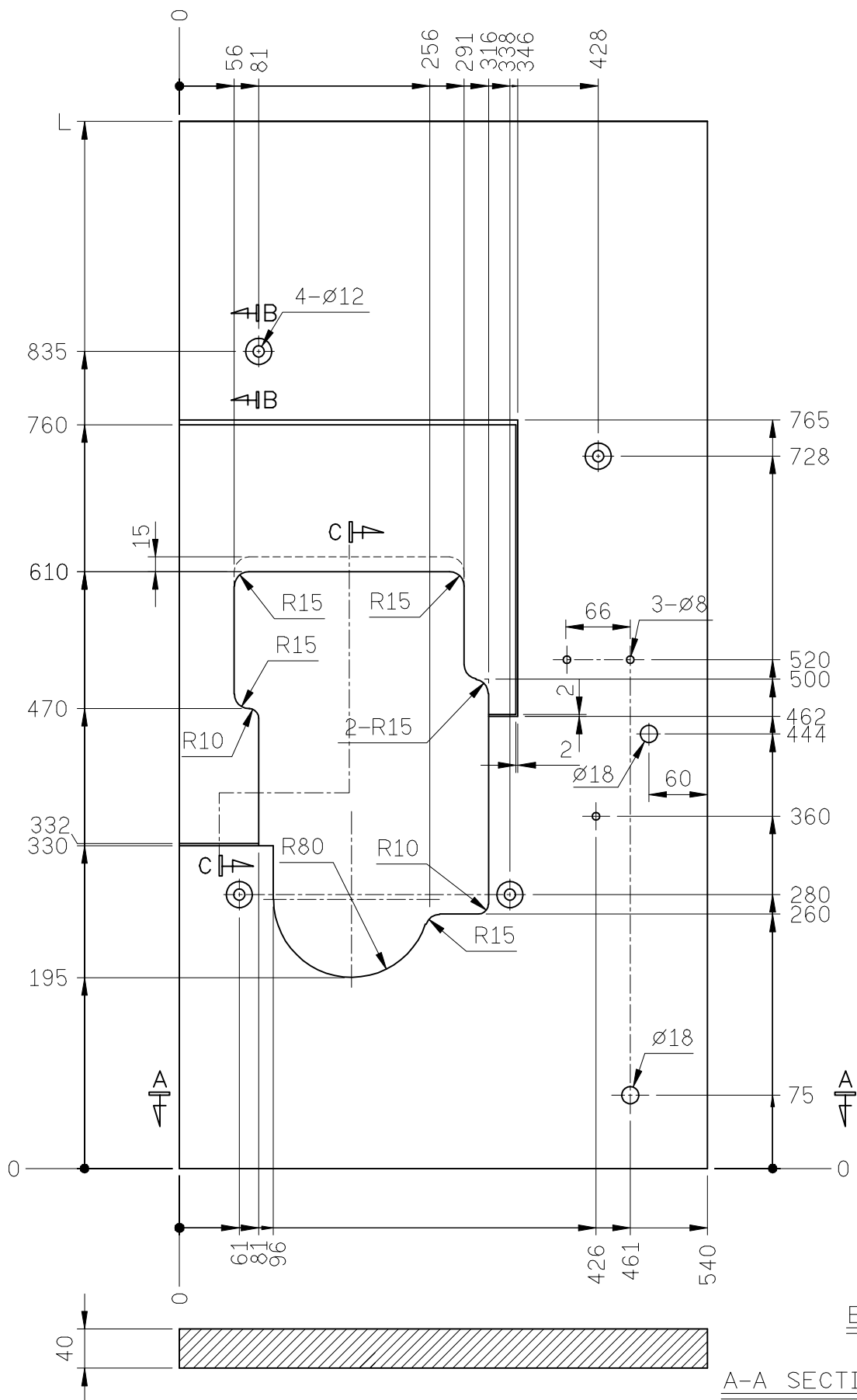
TABLE
CUT - OUT

Series
**700F/UX/DFT
DRT/600K/KD**

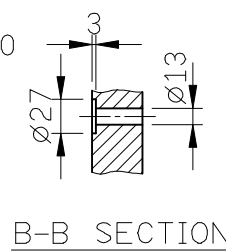
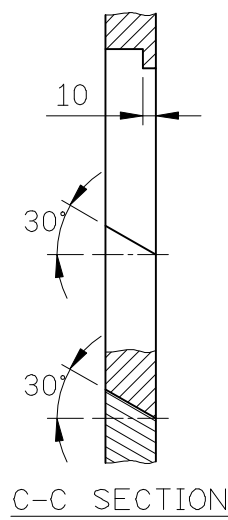
Item Code
747-T1

Subclass Remark
需配TB-A
600K/KD需配TB-A1

Mounting
Fully-submerged
Date
2015/04/07



單位/UNIT:mm
所有尺寸公差/TOLERANCE:±2
長度(L):1070/
重量(W):10.5kg±5%
長度(L):1200/
重量(W):11.4kg±5%



A-A SECTION